



Replacement Passenger Terminal BGPAA Commission Meeting

3 Initial Concepts

March 6, 2023



Agenda

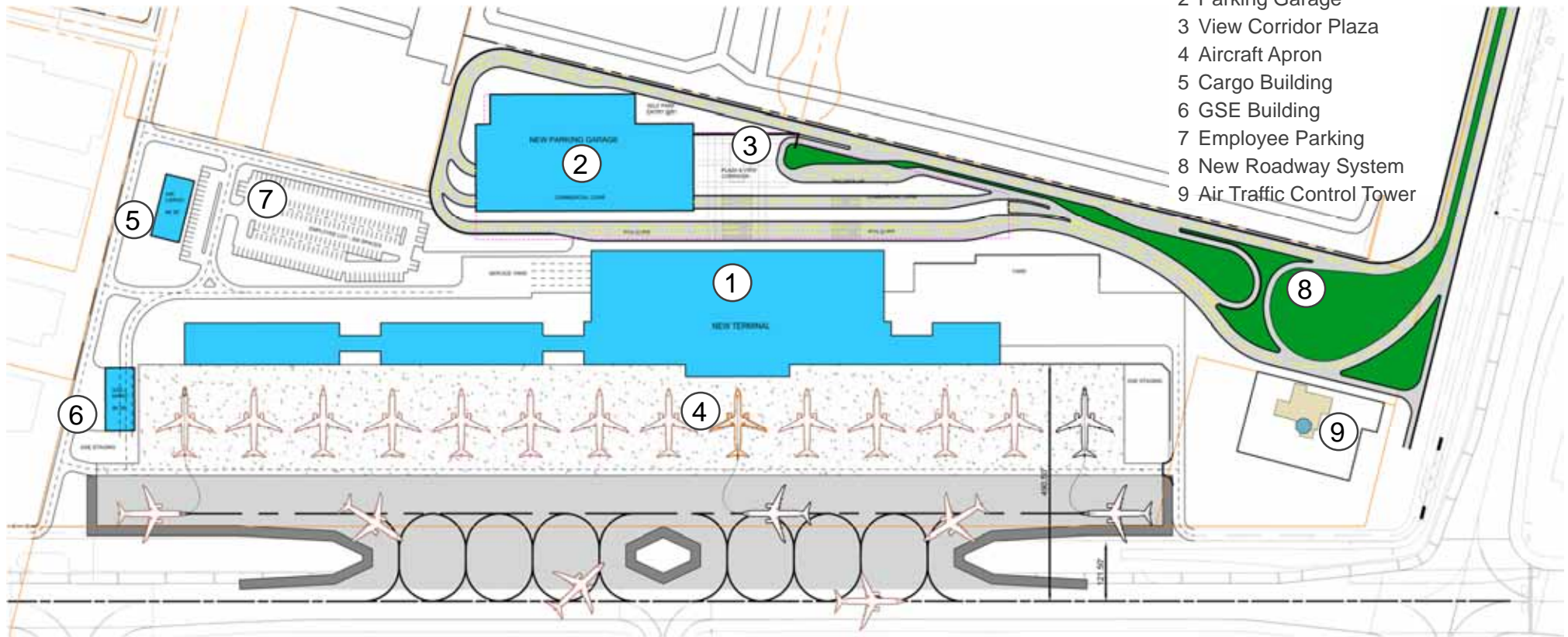
- 1 - PLANNING OVERVIEW
- 2 - DESIGN CHARRETTE THEMES
- 3 - INFLUENCES AND INSPIRATION
ARCHITECTURAL CONCEPTS
- 4 - NEXT STEPS



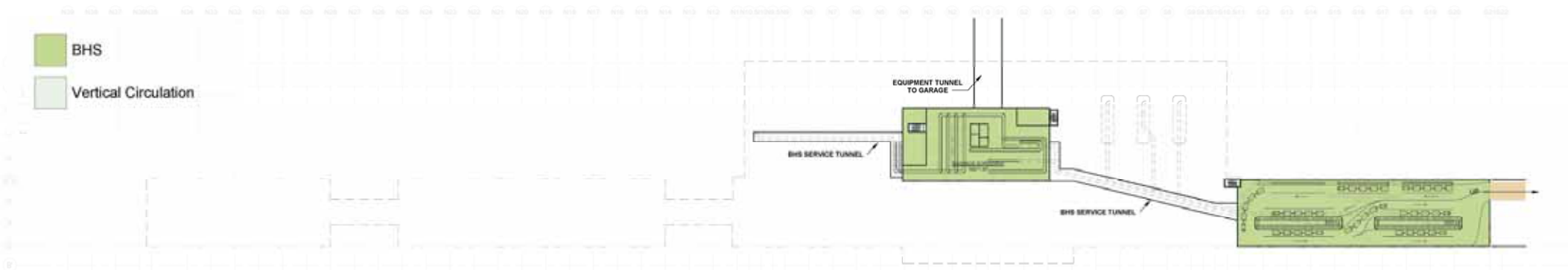


Legend

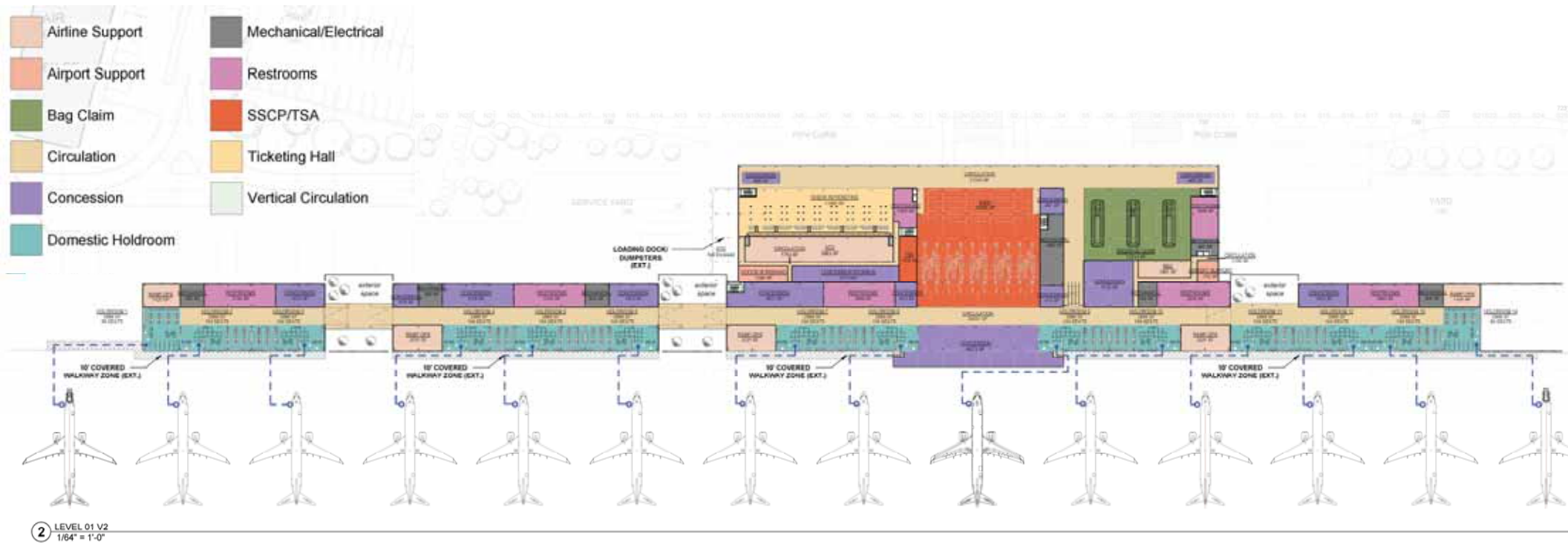
- 1 Replacement Passenger Terminal
- 2 Parking Garage
- 3 View Corridor Plaza
- 4 Aircraft Apron
- 5 Cargo Building
- 6 GSE Building
- 7 Employee Parking
- 8 New Roadway System
- 9 Air Traffic Control Tower



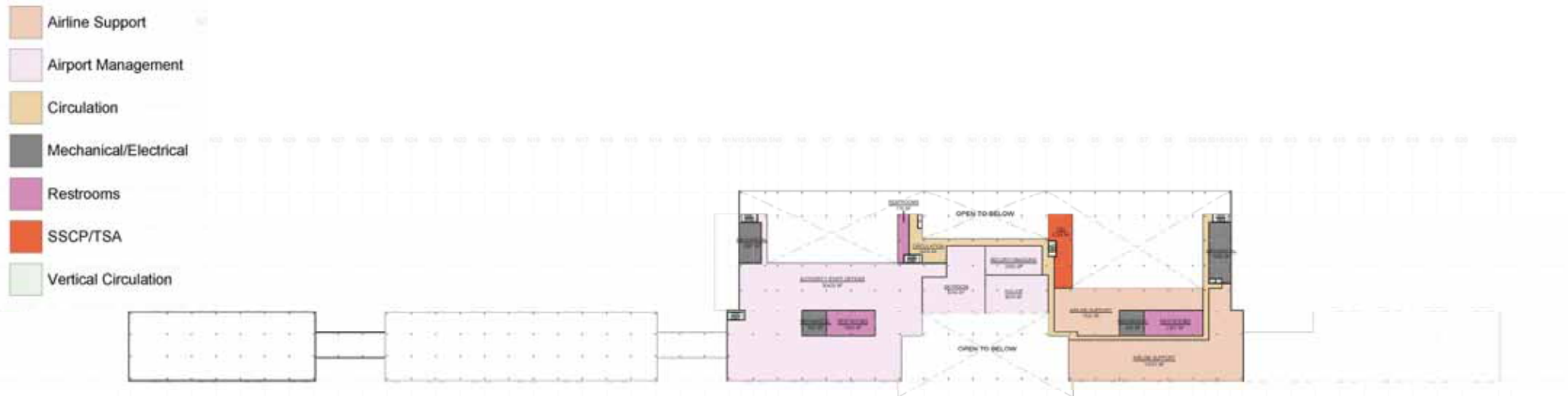
Terminal Level 0



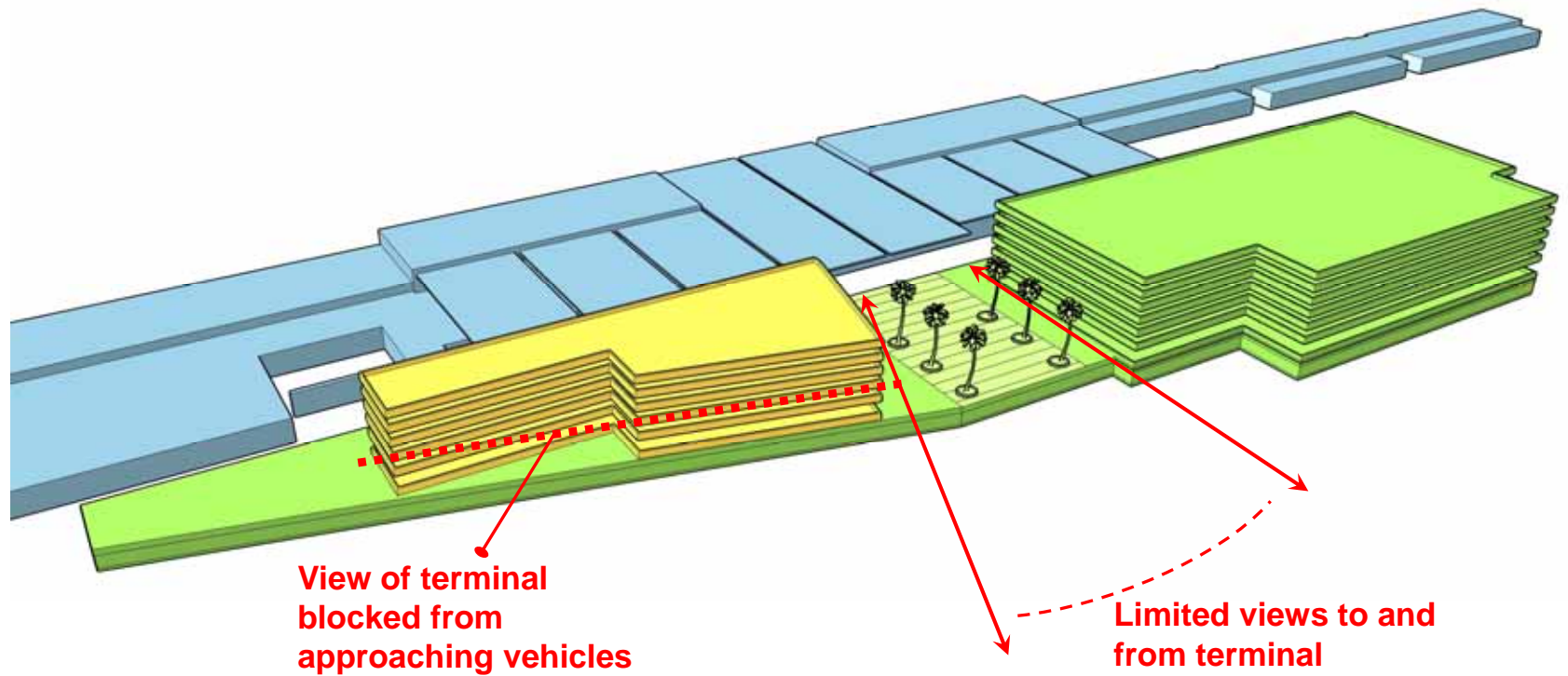
Terminal Level 1



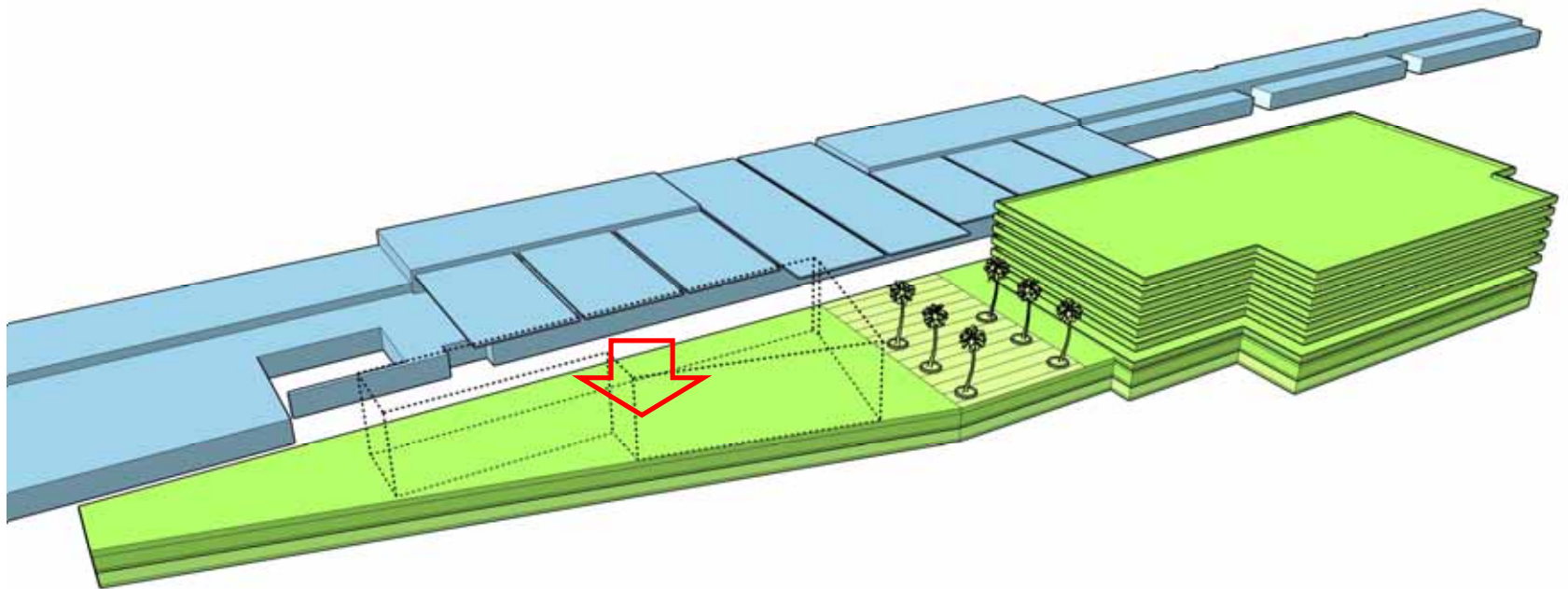
Terminal Level 2



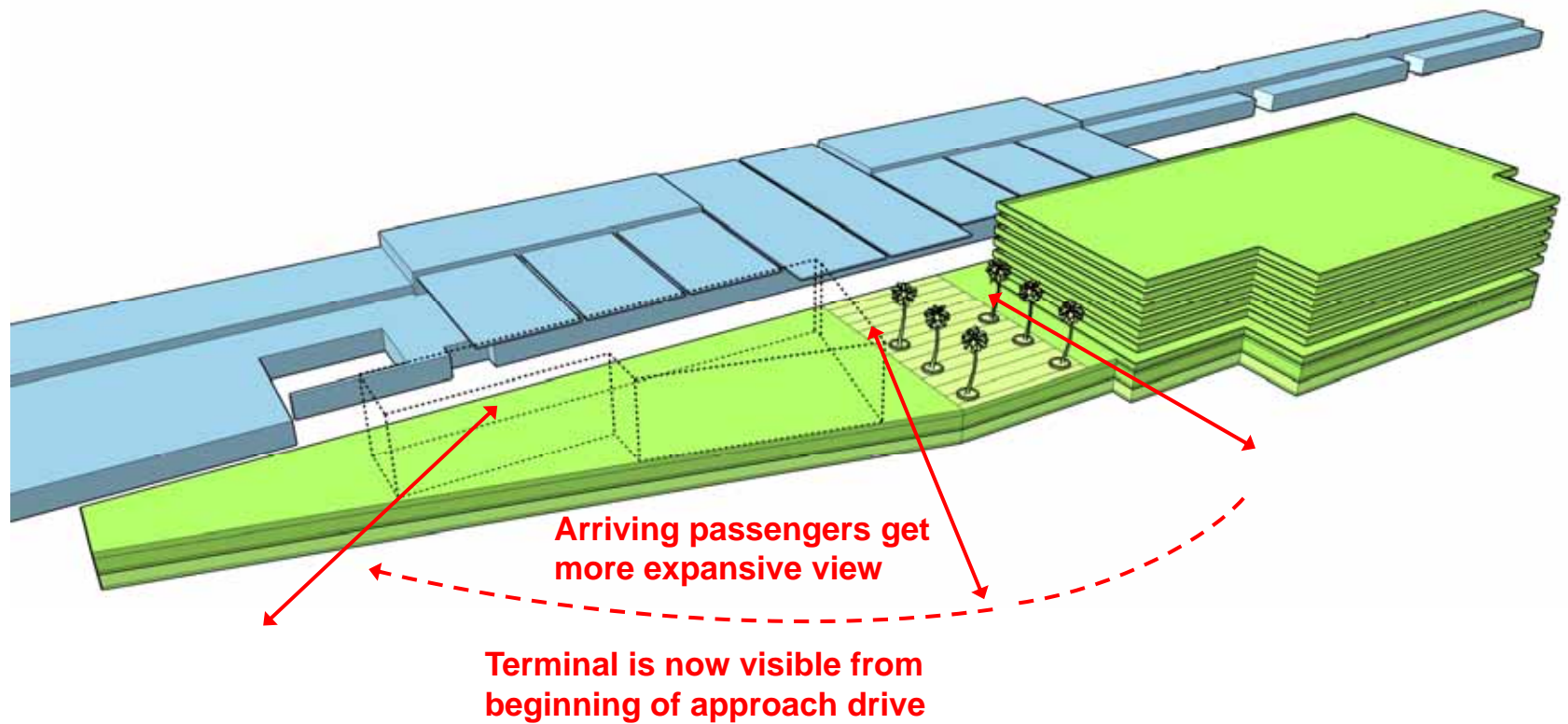
Terminal / Garage Massing



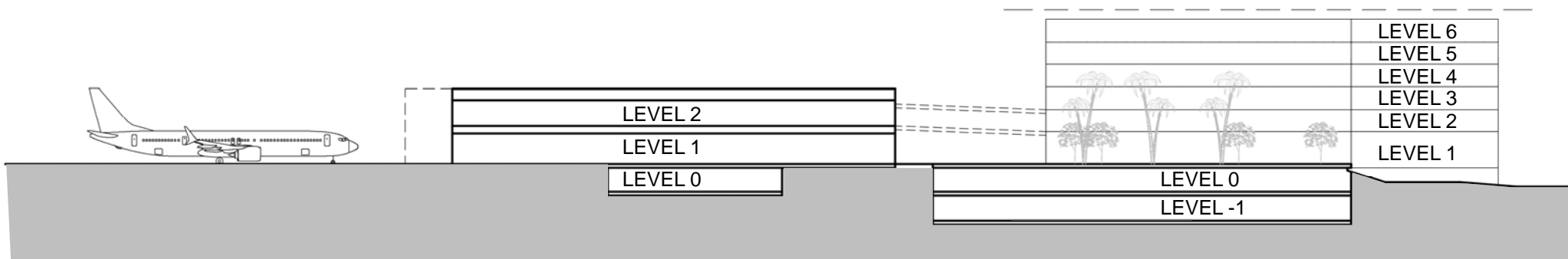
Terminal / Garage Massing



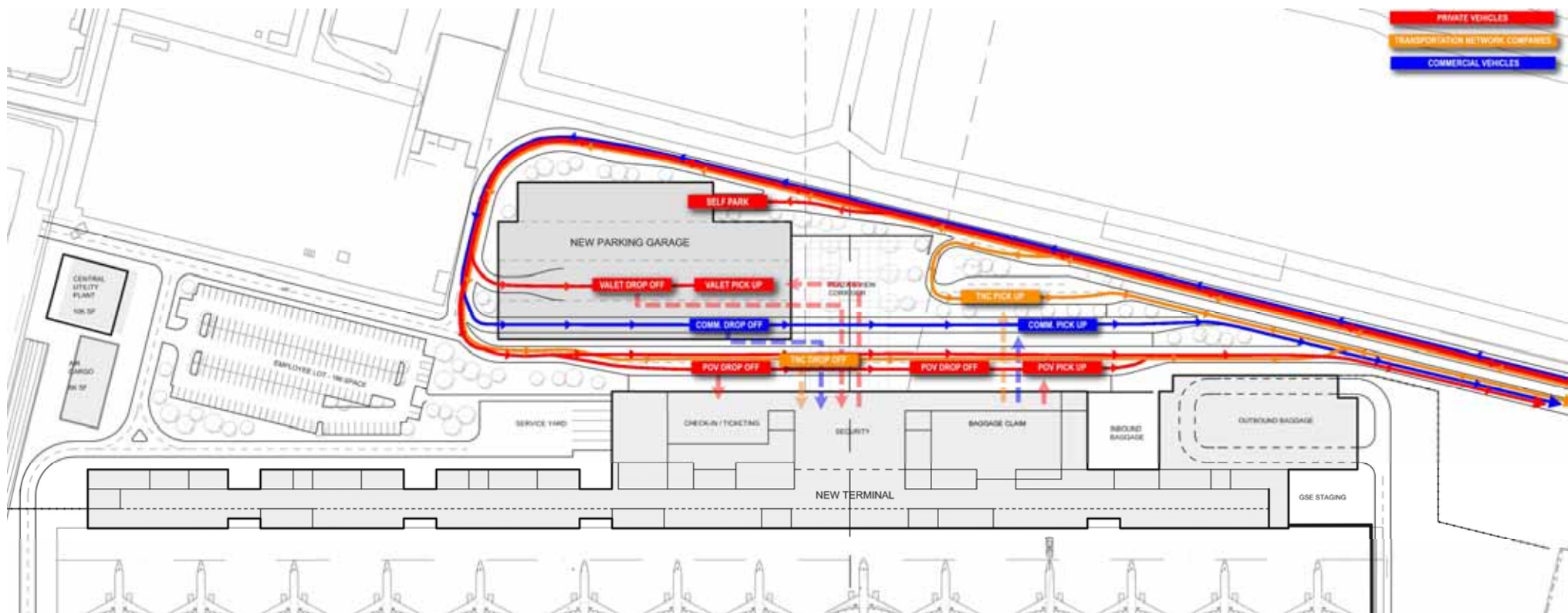
Terminal / Garage Massing



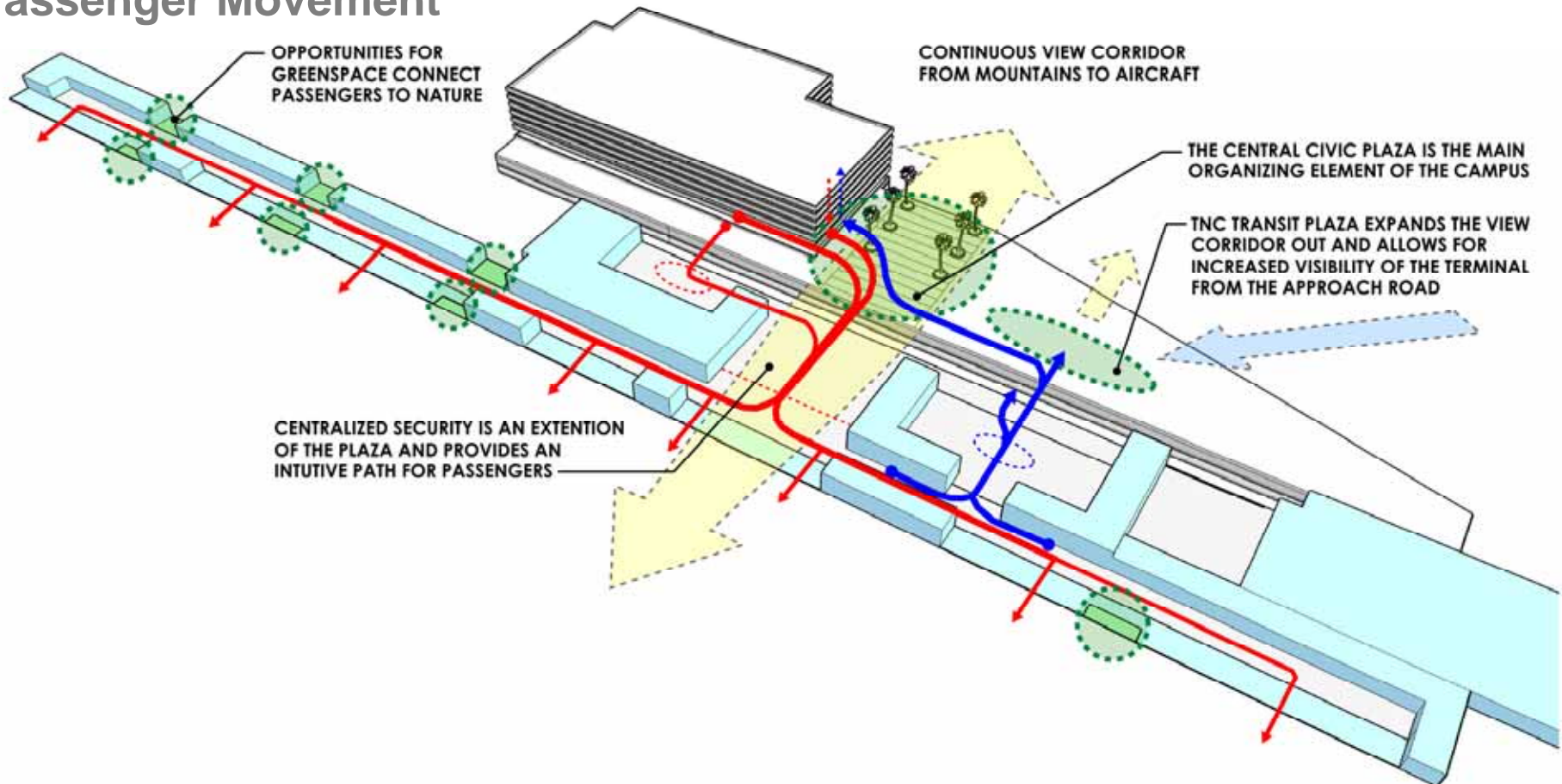
Terminal / Garage Section



Vehicular Movement



Passenger Movement



Design Charrette Themes

Emerging Themes –

- *Simplicity, Convenience and Ease of Use*
 - Ingress/egress as easy as possible
 - Attractive/comfortable lounges
 - Accessible to all users / Family friendly
- *Openness and Transparency*
 - Maximize natural light
 - Create open air feeling
- *Human Scale*
 - Natural and native colors
 - Comfortable, inviting and homey feel
- *Green Design*
 - Achieve LEED Certification
 - Sustainable building materials
- *Quality, Authentic, Iconic Structure*
 - Reflect Burbank and surrounding areas
 - Include public art
- *Aircraft Connection*
 - Embrace aviation history
- *Reflections of Classic Hollywood*
 - Celebrate entertainment history

Question #1: What is your vision for the Replacement Passenger Terminal Project? Architecturally, what would you like it to look like?

- Reflect the historical architectural styles of the area including mission, art-deco, mid-century modern, and minimalism...
- Allow natural light to illuminate the terminal...
- Create an open air feeling...
- Work toward a high level of LEED (sustainability)...
- Create a comfortable, inviting, homey feel...

Question #2: What stories do we want to tell about the airport, Burbank and the adjacent communities?

- Celebrate the entertainment industry...
- Embrace the aviation industry and its history...
- Reflect the identity of Burbank...
- Reflect the regional identity by celebrating major destinations...

Question #3: What are your highest priority design features and amenities?

- Create attractive and comfortable lounges...
- Maximize accessibility for all users...
- Create a terminal that is family friendly, child friendly, pet friendly...
- Easy access to multi-modal transportation...
- Provide diverse and convenient food including food trucks...
- Incorporate public art...

Influence and Inspiration – Sources of Influences

Three initial ideas derived for the Influence and Inspiration of the Burbank Glendale Pasadena Region –


- The “Century”
 - Influenced by mid-Century architecture
 - Earmarked by simple forms and clean lines
 - Entry into a light filled hall
 - Exit with views through the view corridor
- The “Icon”
 - Inspired by the glitz and glamour of Hollywood
 - Recognition of film industry’s roots
 - Overarching canopy morphs into the façade of the garage
 - Reminiscent of the silver screen in the public plaza
- The “Paseo”
 - Indicative of intimacy and human scale
 - Connection to the outdoors
 - Combination of light and shadows play throughout the facility



Influence and Inspiration – Sources of Influences

Mid-Century Influence

- Clean Lines
- Atomic Age Optimism
- Planar
- Geometric Forms
- Lightness
- Movie Screens
- Patterns and Color



The “Century” – Entry Approach



The “Century” – Entry Plaza



The “Century” – Post-Security



The “Century” – Gate Lounge





The “Century” – Baggage Claim Hall



Influence and Inspiration – Sources of Influences

Iconic Glamour

- Influence of Old Hollywood
- Art Deco
- Arc and Curve Silhouettes
- Sparkle
- Polish
- Reflection
- Sculptural Shape



The “Icon” – Entry Approach



The “Icon” – Entry Plaza



The “Icon” – Post-Security



The “Icon” – Gate Lounge



The “Icon” – Baggage Claim Hall



Influence and Inspiration – Sources of Influences

Local Communities

- Natural and Grounded
- Human Scale
- Spanish Mission Influence
- Textures and Tactile Surfaces
- Soft Edges
- Intimate and Personal
- Outdoor Connection
- Light and Shadows



The “Paseo” – Entry Approach



The “Paseo” – Entry Plaza



The “Paseo” – Post-Security



The “Paseo” – Gate Lounge



The “Paseo” – Baggage Claim Hall



COMING SOON TO AN AIRPORT NEAR YOU...

Next Steps

- Refinement of the Three Concepts
- Evaluation of Concepts
- Selection of Preferred Concept
- Design to Budget of Preferred Concept

