



November 9, 2017

CALL AND NOTICE OF A SPECIAL MEETING OF THE
FINANCE AND ADMINISTRATION COMMITTEE
OF THE
BURBANK-GLENDALE-PASADENA AIRPORT AUTHORITY

NOTICE is hereby given that a special meeting of the Finance and Administration Committee will be held Monday, November 13, 2017, at 10:30 a.m., or immediately following the Commission meeting, in the Airport Skyroom of Hollywood Burbank Airport, 2627 Hollywood Way, Burbank, California 91505.

Terri Williams, Board Secretary
Burbank-Glendale-Pasadena Airport Authority

SPECIAL MEETING
OF THE
FINANCE AND ADMINISTRATION COMMITTEE

Airport Skyroom
Monday, November 13, 2017
10:30 A.M. or Immediately Following the
Conclusion of the
Regular Airport Authority Meeting

NOTE TO THE PUBLIC: Any disclosable public records related to an open session item on a special meeting agenda and distributed by the Authority to the Commission less than 72 hours prior to that meeting are available for public inspection at Hollywood Burbank Airport (2627 Hollywood Way, Burbank) in the administrative office during normal business hours.

▼ ▼ ▼

As a result of the convening of this meeting of the Finance and Administration Committee, each Committee member is entitled to receive and shall be provided \$200.

In accordance with the Americans with Disabilities Act of 1990, if you require a disability-related modification or accommodation to attend or participate in this meeting, including auxiliary aids or services, please call the Board Secretary at (818) 840-8840 at least 48 hours prior to the meeting prior to the meeting.

A G E N D A

1. Approval of Agenda
2. Public Comment
3. Approval of Minutes
 - a. October 16, 2017 **[See page 1]**
4. Treasurer's Reports
 - a. September 2017 **[See page 3]**
 - b. August 2017 **[See page 28]**

***The Treasurer's Reports for August and September 2017
are included in the agenda packet for the Committee's review.***
5. Contracts and Leases
 - a. Award of Lease – Terminal Space Lease Between Burbank-Glendale-Pasadena Airport Authority and NewZoom LLC (dba ZoomSystems) **[See page 51]**
 - Staff Report Attached

Staff seeks the recommendation of the Finance and Administration Committee ("Committee") to the Commission for approval of a Terminal Space Lease ("Lease") with NewZoom, LLC dba ZoomSystems ("ZoomSystems"), to provide four post-security concession kiosks. In January 2015, the Authority entered into a lease with a predecessor of ZoomSystems for a post-security Benefit Cosmetics ZoomShop located in Terminal A. That lease will be replaced by the proposed Lease, creating a master lease for all spaces leased at the airport by ZoomSystems. During the first year of the proposed Lease, monthly rent for the pre-existing Benefit Cosmetics ZoomShop will be set at the greater of: \$499.78 or 9% of gross revenue for that month. For each year thereafter, monthly rent will be set at the greatest of: one-twelfth of 85% of rent paid for the preceding annual period; \$250; or 9% of gross revenue for that month.

- b. Award of Month-to-Month Space Lease Between Burbank-Glendale-Pasadena Airport Authority and Universal Protection Services, L.P., dba Allied Universal Security Services **[See page 55]**

- Staff Report Attached

Staff seeks a Finance and Administration Committee ("Committee") recommendation to the Commission to approve a Month-to-Month Office Lease ("Lease") with Universal Protection Service, L.P., DBA Allied Universal Security Services ("Allied Universal"). The 290 sq. ft. office space located in Building 9 will be used as support space for Allied Universal's airport security and traffic control services operation. HSS, Inc., the previous provider of airport security and traffic control services vacated the office space on October 13, 2017. The proposed Lease replaces the lease formerly held by HSS, Inc., and will generate \$555.83 per month with a total gross revenue of \$6,669.96 annually.

- c. Award of Concession and Lease Agreement for Automated Teller Machine - MOBILEMONEY, INC. **[See page 57]**

- Staff Report Attached

Staff seeks a Finance and Administration Committee ("Committee") recommendation to the Commission that it approve a proposed Automated Teller Machine ("ATM") Concession Agreement ("Agreement") with MOBILEMONEY, INC. ("MOBILEMONEY") for an initial five-year term. The Agreement is for six (6) ATM kiosks to be located both pre and post security

in Terminal A and B, the Valet Center and the Customer Service Building of the Regional Intermodal Transportation Center ("RITC") where the rental car companies are located.

This proposed Concession Agreement replaces the expiring agreement with J.P. Morgan Chase which is no longer interested in providing ATM services at the Airport.

- d. Award of Short Term Parking Space Reservation Agreement - **[See page 59]**
Trophy Automotive Dealer Group LLC

- Staff Report Attached

Staff seeks a Finance and Administration Committee's recommendation to the Commission for approval of the Short Term Parking Space Reservation Agreement ("Agreement") with Trophy Automotive Dealer Group, LLC dba Universal City Nissan ("Universal City Nissan") for 523 spaces in Parking Lot B ("Lot B") located on Hollywood Way. Due to operational needs, Universal City Nissan has requested to utilize the parking spaces in Lot B for the parking of motor vehicles on a daily basis. Payment for these parking spaces will be in arrears and is subject to the City of Burbank's transient parking tax.

6. Items for Information

- a. Committee Pending Items **[See page 61]**

7. Other Contracts and Leases

8. Adjournment

Subject to Approval

**MINUTES OF THE REGULAR MEETING OF THE
FINANCE AND ADMINISTRATION COMMITTEE
BURBANK-GLENDALE-PASADENA AIRPORT AUTHORITY**

MONDAY, OCTOBER 16, 2017

A regular meeting of the Finance and Administration Committee was called to order on this date in the Airport Skyroom of the Burbank-Glendale-Pasadena Airport Authority, 2627 Hollywood Way, Burbank, California, at 10:09 a.m., by Chairman Gharpetian.

AB 23 Disclosure: The Senior Deputy Executive Director announced that, as a result of the convening of this meeting of the Finance and Administration Committee, each Committee member is entitled to receive and shall be provided \$200.

ROLL CALL

Present: Commissioners Selvidge and Adams

Absent: Commissioner Gharpetian

Also Present: Staff: John Hatanaka, Senior Deputy Executive Director; David Freedman, Director, Strategic Planning and Business Development; David Kwon, Director, Financial Services

Demetri Lembesis, Vice President, Willis Towers Watson

1. Approval of Agenda The agenda was approved as presented.

2. Public Comment There were no public speakers.

3. Approval of Minutes

a. October 2, 2017 Draft minutes for the October 2, 2017, Finance and Administration Committee meeting were presented for approval.

Motion Commissioner Selvidge moved approval of the minutes, seconded by Commissioner Adams.

Motion Approved There being no objection, the minutes were approved (2-0; one absent).

4. Treasurer's Report A copy of the July 2017 Treasurer's Report was included in the agenda packet. There were no

a. July 2017

Motion

questions presented by the Committee regarding the Treasurer's Report.

Commissioner Adams moved approval of Staff's recommendation for note and file of the Treasurer's Report, seconded by Commissioner Selvidge.

Motion Approved

The motion was approved (2-0, one absent).

5. Items for Discussion

a. FY 2018 Airport Insurance Program Renewal

Staff introduced Demetri Lembesis, Vice President, Willis Towers Watson, the Authority's insurance broker. Mr. Lembesis reviewed with the Committee the renewal premiums and coverage limits of the Authority's various insurance policies for FY 2017/2018.

6. Items for Information

a. Committee Pending Items

Staff informed the Committee of future pending items that will come to the Committee for review.

7. Adjournment

There being no further business, the meeting was adjourned at 10:34 a.m.



DRAFT

November 13, 2017

Burbank-Glendale-Pasadena Airport Authority
2627 Hollywood Way
Burbank, CA 91505

Dear Commissioners:

The attached report, covering the month of September 2017, fulfills the legal requirements of the California Code and our Investment Policy. Based on projected income and expenses, as well as investment liquidity, there will be sufficient funds available to meet the needs of the Airport Authority for the six month period following the date of the attached report.

Sincerely,

[To be signed]

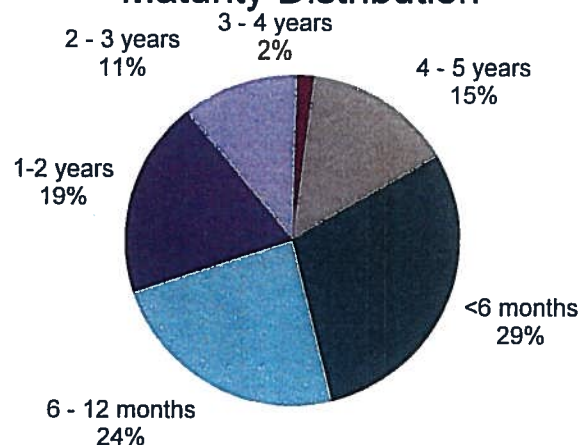
Ross Selvidge, Ph.D.
Treasurer

Attachments

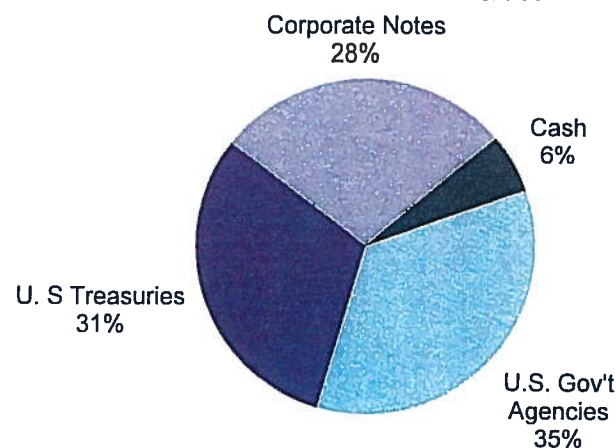
Operating Portfolio Investment Guidelines Conformance as of September 30, 2017

	Legal Max Maturity	Actual Max Maturity	Policy Maximum	Policy Actual
U.S. Gov Agencies	5 Years	4.52 Years	70%	35%
Corporate Notes	5 Years	4.88 Years	30%	28%
LAIF	N/A	N/A	\$20 mil	N/A
Bankers Acceptances	6 Months	N/A	15%	N/A
Negotiable Certificates of Deposit	5 Years	N/A	15%	N/A
Non-Negotiable Certificates of Deposit	5 Years	N/A	15%	N/A
Commercial Paper	270 Days	N/A	15%	N/A
Repurchase Agreements	1 Year	N/A	10%	N/A
Money Market Fund	N/A	N/A	15%	6%
U.S. Gov Securities (Treasuries)	5 Years	4.84 Years	No Limit	31%

Maturity Distribution



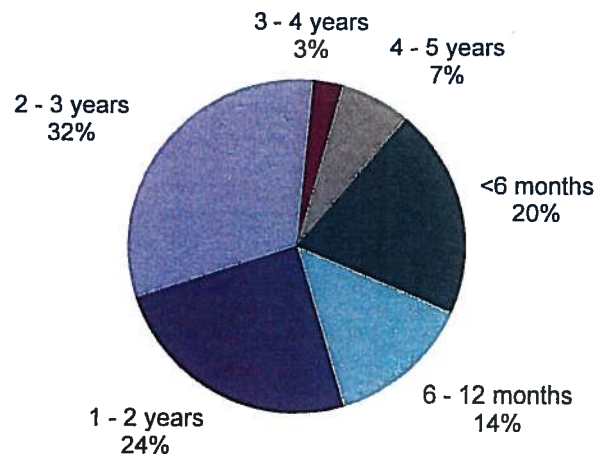
Sector Allocation



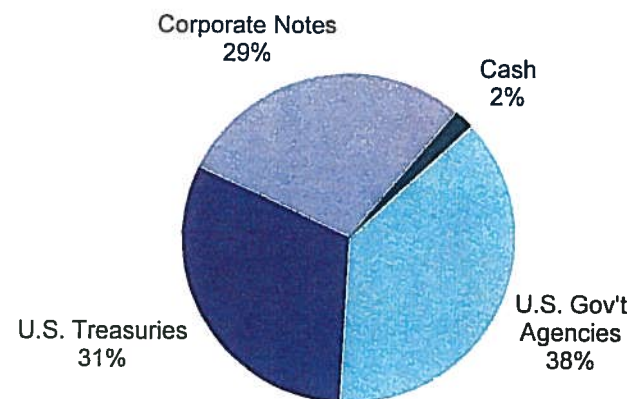
PFC Portfolio Investment Guidelines Conformance as of September 30, 2017

	Legal Max Maturity	Actual Max Maturity	Policy Maximum	Policy Actual
U.S. Gov Agencies	5 Years	4.25 Years	70%	38%
Corporate Notes	5 Years	4.46 Years	30%	29%
LAIF	N/A	N/A	\$20 mil	N/A
Bankers Acceptances	6 Months	N/A	15%	N/A
Negotiable Certificates of Deposit	5 Years	N/A	15%	N/A
Non-Negotiable Certificates of Deposit	5 Years	N/A	15%	N/A
Commercial Paper	270 Days	N/A	15%	N/A
Repurchase Agreements	1 Year	N/A	10%	N/A
Money Market Fund	N/A	N/A	15%	2%
U.S. Gov Securities (Treasuries)	5 Years	4.42 Years	No Limit	31%

Maturity Distribution



Sector Allocation



Burbank-Glendale-Pasadena Airport Authority - Operating Account
Statement of Investments
As of 09/30/17

Purchase Date	Type of Investment	CUSIP	Coupon	Maturity Date	Eff. Mat. Date	Par Value	Purchase Cost	Market Value	Unrealized Gain/Loss	YTM	Days to Eff. Mat.	% Mkt Value
09/30/17	Columbia Treasury Reserves	097101307	0.000	09/30/17	09/30/17	\$ 11,212,004	\$ 11,212,004	\$ 11,212,004	\$ -	0.00%	0	5.30%
12/08/14	General Electric Capital Corp	36962G6X7	2.045	04/02/18	10/02/17	1,690,000	1,707,900	1,695,198	(12,702)	1.46%	2	0.80%
01/21/16	Oracle Corporation	68389XAR6	1.884	01/15/19	10/15/17	1,170,000	1,173,824	1,178,037	4,213	1.41%	15	0.56%
07/08/15	Wells Fargo & Company	94974BFBK1	1.943	04/23/18	10/23/17	1,500,000	1,502,735	1,504,775	2,040	1.42%	23	0.71%
11/02/12	Treasury Note	912828TW0	0.750	10/31/17	10/31/17	10,950,000	10,952,602	10,946,925	(5,677)	1.07%	31	5.18%
05/06/16	Apple Inc	037833AP5	1.612	05/06/19	11/06/17	1,200,000	1,196,747	1,205,231	8,484	1.38%	37	0.57%
06/01/16	Praxair Inc	74005PBC7	1.050	11/07/17	11/07/17	685,000	683,718	684,724	1,006	1.42%	38	0.32%
04/19/16	FHLB	3133XMQ87	5.000	11/17/17	11/17/17	2,500,000	2,665,725	2,512,010	(153,715)	1.37%	48	1.19%
09/10/14	FHLMC Reference Notes	3137EABA6	5.125	11/17/17	11/17/17	5,200,000	5,834,036	5,226,000	(608,036)	1.34%	48	2.47%
05/26/17	QualComm Inc	747525AQ6	1.766	05/20/20	11/20/17	850,000	850,915	855,097	4,182	1.58%	51	0.40%
03/02/16	Johnson & Johnson	478160BW3	1.586	03/01/19	12/01/17	1,500,000	1,502,346	1,505,111	2,765	1.38%	62	0.71%
04/28/16	American Express Credit Corp	0258M0DY2	2.369	09/14/20	12/14/17	1,000,000	1,007,630	1,016,917	9,287	1.83%	75	0.48%
10/07/14	Metlife Inc	59156RBK3	1.903	12/15/17	12/15/17	800,000	805,636	800,665	(4,971)	1.51%	76	0.38%
03/20/17	Citigroup Inc	17325FAB4	1.665	03/20/19	12/20/17	450,000	450,000	450,665	665	1.59%	81	0.21%
04/19/16	FFCB	3133EEZ52	1.266	03/22/18	12/22/17	5,000,000	4,986,879	5,003,675	16,796	1.12%	83	2.37%
05/06/14	Bank of New York Mellon Corp	06406HCE7	1.300	01/25/18	12/25/17	1,000,000	992,963	999,485	6,522	1.46%	86	0.47%
04/19/16	FHLMC Reference Notes	3137EADN6	0.750	01/12/18	01/12/18	3,750,000	3,748,050	3,745,920	(2,130)	1.13%	104	1.77%
08/07/15	Fifth Third Bank	31677QAV1	1.450	02/28/18	01/28/18	1,000,000	996,120	999,424	3,304	1.59%	120	0.47%
12/23/13	FNMA Benchmark Notes	3135G0TG8	0.875	02/08/18	02/08/18	6,000,000	5,904,390	5,993,448	89,058	1.18%	131	2.83%
11/18/15	Exxon Mobil Corp	30231GAL6	1.305	03/06/18	03/06/18	700,000	701,862	699,733	(2,129)	1.39%	157	0.33%
09/07/16	Coca-Cola Company (The)	191216BA7	1.150	04/01/18	04/01/18	1,450,000	1,452,871	1,448,057	(4,814)	1.42%	183	0.68%
06/27/16	FHLB	3130A4GJ5	1.125	04/25/18	04/25/18	1,520,000	1,530,579	1,518,542	(12,037)	1.29%	207	0.72%
09/25/15	Boeing Co	097023BE4	0.950	05/15/18	05/15/18	944,000	938,314	941,243	2,929	1.42%	227	0.45%
03/11/14	Merck & Co Inc	58933YAG0	1.300	05/18/18	05/18/18	1,350,000	1,339,553	1,349,074	9,521	1.41%	230	0.64%
06/29/16	Chevron Corp	166764AE0	1.718	06/24/18	05/24/18	900,000	908,865	901,308	(7,557)	1.52%	236	0.43%
12/03/14	Treasury Note	912828VE7	1.000	05/31/18	05/31/18	13,010,000	12,972,601	12,987,883	15,282	1.26%	243	6.14%
08/05/15	FHLMC	3137EABP3	4.875	06/13/18	06/13/18	5,500,000	6,011,095	5,633,832	(377,263)	1.39%	256	2.66%
07/06/15	Southern California Gas Company	842434CN0	1.550	06/15/18	06/15/18	1,175,000	1,182,360	1,173,697	(8,663)	1.71%	258	0.56%
04/19/16	Treasury Note	912828XK1	0.875	07/15/18	07/15/18	7,750,000	7,762,715	7,723,915	(38,800)	1.30%	288	3.65%
04/19/16	FNMA Benchmark Notes	3135G0E33	1.125	07/20/18	07/20/18	3,750,000	3,771,825	3,742,793	(29,032)	1.36%	293	1.77%
07/06/15	Nevada Power Company	641423BW7	6.500	08/01/18	08/01/18	1,050,000	1,189,265	1,090,166	(99,099)	1.88%	305	0.52%
08/07/15	3M Company	88579YAP6	1.375	08/07/18	08/07/18	900,000	898,398	899,294	896	1.47%	311	0.43%
12/18/15	Berkshire Hathaway Finance Corp	084664BY6	2.000	08/15/18	08/15/18	1,550,000	1,577,051	1,556,267	(20,784)	1.53%	319	0.74%
08/18/15	Treasury Note	912828RE2	1.500	08/31/18	08/31/18	6,400,000	6,482,133	6,408,500	(73,633)	1.35%	335	3.03%
04/19/16	FNMA	3135G0E58	1.125	10/19/18	10/19/18	3,750,000	3,772,538	3,738,570	(33,968)	1.42%	384	1.77%

Burbank-Glendale-Pasadena Airport Authority - Operating Account
Statement of Investments
As of 09/30/17

Purchase Date	Type of Investment	CUSIP	Coupon	Maturity Date	Eff. Mat. Date	Par Value	Purchase Cost	Market Value	Unrealized Gain/Loss	YTM	Days to Eff. Mat.	% Mkt Value
12/24/15	Simon Property Group LP	828807CQ8	2.200	02/01/19	11/01/18	950,000	961,032	954,814	(6,218)	1.81%	397	0.45%
11/03/15	Microsoft Corporation	594918BF0	1.300	11/03/18	11/03/18	650,000	649,898	648,952	(946)	1.45%	399	0.31%
04/13/16	Commonwealth Edison Company	202795JC5	2.150	01/15/19	12/15/18	1,000,000	1,018,088	1,004,922	(13,166)	1.76%	441	0.48%
09/25/15	Manufacturers & Traders Trust Co	55279HAE0	2.300	01/30/19	12/30/18	1,000,000	1,013,451	1,005,604	(7,847)	1.87%	456	0.48%
12/01/15	Treasury Note	912828A75	1.500	12/31/18	12/31/18	500,000	503,516	500,547	(2,969)	1.41%	457	0.24%
06/10/16	John Deere Capital Corp	24422ETE9	1.950	01/08/19	01/08/19	1,200,000	1,222,064	1,205,056	(17,008)	1.61%	465	0.57%
07/01/15	Treasury Note	912828SD3	1.250	01/31/19	01/31/19	4,000,000	4,003,594	3,991,525	(12,069)	1.41%	488	1.89%
01/14/16	IBM Corp	459200HT1	1.950	02/12/19	02/12/19	1,150,000	1,164,229	1,155,519	(8,710)	1.59%	500	0.55%
02/26/16	Cisco Systems Inc	17275RAE2	4.950	02/15/19	02/15/19	1,050,000	1,156,947	1,096,782	(60,165)	1.66%	503	0.52%
06/30/16	Treasury Note	912828P53	0.750	02/15/19	02/15/19	5,000,000	5,008,984	4,955,264	(53,720)	1.41%	503	2.34%
01/21/15	Union Pacific Corporation	907818DW5	2.250	02/15/19	02/15/19	1,050,000	1,078,576	1,056,704	(21,872)	1.78%	503	0.50%
07/11/16	JP Morgan Chase & CO	46625HQU7	1.850	03/22/19	02/22/19	1,900,000	1,921,250	1,902,609	(18,641)	1.76%	510	0.90%
09/15/14	Unitedhealth Group Inc	91324PCB6	1.625	03/15/19	03/15/19	720,000	706,025	718,407	12,382	1.78%	531	0.34%
12/07/15	FHLMC	3137EACA5	3.750	03/27/19	03/27/19	3,500,000	3,763,900	3,614,758	(149,142)	1.52%	543	1.71%
04/16/16	Lowes Companies Inc	548661DL8	1.150	04/15/19	04/15/19	1,000,000	998,565	992,154	(6,411)	1.67%	562	0.47%
09/12/14	Public Service Electric And Gas	74456QBG0	1.800	06/01/19	05/01/19	1,129,000	1,122,407	1,128,758	6,351	1.81%	578	0.53%
12/08/14	Target Corporation	87612EBB1	2.300	06/26/19	06/26/19	1,005,000	1,027,143	1,014,602	(12,541)	1.74%	634	0.48%
11/01/16	Treasury Note	912828WW6	1.625	07/31/19	07/31/19	2,600,000	2,646,008	2,607,719	(38,289)	1.46%	669	1.23%
03/17/15	FNMA Bench	3135G0ZG1	1.750	09/12/19	09/12/19	4,500,000	4,545,910	4,518,081	(27,829)	1.54%	712	2.14%
10/30/16	Honeywell International Inc	438516BJ4	1.400	10/30/19	10/30/19	250,000	249,803	248,304	(1,499)	1.73%	760	0.12%
04/01/16	Treasury Note	912828F62	1.500	10/31/19	10/31/19	3,905,000	3,970,134	3,905,706	(64,428)	1.49%	761	1.85%
11/07/16	Procter & Gamble Company	742718EG0	1.900	11/01/19	11/01/19	1,325,000	1,348,771	1,330,650	(18,121)	1.69%	762	0.63%
05/26/15	Arizona Public Service Company	040555CR3	2.200	01/15/20	12/15/19	1,000,000	1,006,693	1,001,753	(4,940)	2.12%	806	0.47%
01/19/16	Treasury Note	912828G95	1.625	12/31/19	12/31/19	4,250,000	4,326,504	4,260,293	(66,211)	1.51%	822	2.01%
04/21/16	Pepsico Inc	713448BN7	4.500	01/15/20	01/15/20	1,300,000	1,445,831	1,379,009	(66,822)	1.78%	837	0.65%
04/28/17	FNMA	3135G0A78	1.625	01/21/20	01/21/20	4,725,000	4,743,801	4,729,271	(14,530)	1.58%	843	2.24%
04/25/16	Medtronic Inc	585055BG0	2.500	03/15/20	03/15/20	1,200,000	1,241,267	1,217,830	(23,437)	1.88%	897	0.58%
05/08/15	United Technologies Corporation	913017BR9	4.500	04/15/20	04/15/20	1,150,000	1,283,710	1,218,963	(64,747)	2.07%	928	0.58%
05/11/17	Intel Corp	458140AZ3	1.850	05/11/20	05/11/20	1,000,000	999,620	1,001,841	2,221	1.78%	954	0.47%
03/08/16	Public Service Company of Colorado	744448CD1	3.200	11/15/20	05/15/20	1,080,000	1,135,784	1,112,402	(23,382)	2.20%	958	0.53%
05/04/17	State Street Corporation	857477AS2	2.550	08/18/20	08/18/20	1,150,000	1,174,001	1,169,898	(4,103)	1.93%	1053	0.55%
02/21/17	Ace InA Holdings Inc	00440EAT4	2.300	11/03/20	10/03/20	1,000,000	1,000,960	1,007,229	6,269	2.06%	1099	0.48%
04/21/16	Travelers Cos Inc	89417EAG4	3.900	11/01/20	11/01/20	900,000	984,933	945,243	(39,690)	2.21%	1128	0.45%
12/05/16	PNC Bank NA	6935REW4	2.150	04/29/21	03/30/21	1,200,000	1,185,804	1,197,630	11,826	2.21%	1277	0.57%
12/23/16	Federal Home Loan Banks	3130AABG2	1.875	11/29/21	11/29/21	7,000,000	6,925,456	6,986,273	60,817	1.92%	1521	3.30%

Burbank-Glendale-Pasadena Airport Authority - Operating Account
Statement of Investments
As of 09/30/17

Purchase Date	Type of Investment	CUSIP	Coupon	Maturity Date	Eff. Mat. Date	Par Value	Purchase Cost	Market Value	Unrealized Gain/Loss	YTM	Days to Eff. Mat.	% Mkt Value
01/23/17	Pfizer Inc	717081DZ3	2.200	12/15/21	12/15/21	1,500,000	1,498,845	1,508,976	10,131	2.05%	1537	0.71%
01/23/17	Comcast Corporation	20030NBV2	1.625	01/15/22	12/15/21	1,500,000	1,437,900	1,462,055	24,155	2.25%	1537	0.69%
06/23/17	FHLMC	3137EADB2	2.375	01/13/22	01/13/22	4,500,000	4,613,235	4,581,648	(31,587)	1.93%	1566	2.17%
02/03/17	Treasury Note	912828H86	1.500	01/31/22	01/31/22	1,700,000	1,665,766	1,674,754	8,988	1.86%	1584	0.79%
02/21/17	Walt Disney Co	25468PCT1	2.550	02/15/22	02/15/22	1,200,000	1,207,587	1,215,695	8,108	2.23%	1599	0.57%
09/28/17	FHLB	313378CR0	2.250	03/11/22	03/11/22	3,300,000	3,349,367	3,340,128	(9,239)	1.96%	1623	1.58%
04/17/17	BB&T Corp	05531FAX1	2.750	04/01/22	03/01/22	1,000,000	1,009,059	1,016,812	7,753	2.35%	1613	0.48%
05/18/17	Federal National Mortgage Association	3135G0T45	1.875	04/05/22	04/05/22	4,500,000	4,502,731	4,487,265	(15,466)	1.94%	1648	2.12%
10/03/17	Home Depot Inc	437076BG6	2.625	06/01/22	05/01/22	250,000	254,317	253,894	(423)	2.27%	1674	0.12%
09/25/17	Caterpillar Financial Services	14913QAA7	2.400	06/06/22	06/06/22	340,000	341,107	340,624	(483)	2.36%	1710	0.16%
08/01/17	Treasury Note	912828XQ8	2.000	07/31/22	07/31/22	1,300,000	1,309,851	1,305,097	(4,754)	1.91%	1765	0.62%
09/25/17	National Rural Utilities Coop	63743HEQ1	2.300	09/15/22	08/15/22	1,000,000	995,979	993,147	(2,832)	2.45%	1780	0.47%
	Subtotal					\$197,585,004	\$200,386,648	\$198,313,352	\$ (2,073,296)	1.44%	530	93.78%
	Local Agency Investment Fund (LAIF)					13,163,681	13,163,681	13,151,071	(12,610)	1.11%	190	6.22%
	Subtotal					\$210,748,685	\$213,550,329	\$211,464,423	\$ (2,085,906)	1.42%	509	100.00%
	Operating Bank Balance						4,273,927					
	TOTAL						\$217,824,256					

Burbank-Glendale-Pasadena Airport Authority - Operating Account
Statement of Purchases - Maturities - Sales
As of 09/30/17

PURCHASES

Purchase Date	Type of Investment	CUSIP	Coupon	Maturity Date	Par Value	Purchase Price	Purchase Cost	Prepaid Interest
09/25/17	Caterpillar Financial Services	14913QAA7	2.400	06/06/22	340,000.00	100.32600	\$ 341,108.40	\$ (2,470.67)
09/25/17	National Rural Utilities Coop	63743HEQ1	2.300	09/15/22	1,000,000.00	99.59800	995,980.00	(1,597.22)
09/28/17	FHLB	313378CR0	2.250	03/11/22	3,300,000.00	101.49600	3,349,368.00	(3,506.25)
10/03/17	Home Depot Inc	437076BG6	2.625	06/01/22	250,000.00	101.72700	254,317.50	(2,223.96)
							-	-
							-	-
							-	-
							-	-
TOTAL PURCHASES					\$ 4,890,000.00		\$ 4,940,773.90	\$ (9,798.10)

MATURITIES

Purchase Date	Type of Investment	CUSIP	Coupon	Maturity Date	Par Value	Purchase Price	Purchase Cost	Gain / (Loss)
07/14/16	Duke Energy Florida LLC	341099CG2	5.800	09/15/17	\$ 675,000.00	105.63200	\$ 713,016.00	\$ (38,016.00)
04/25/16	Home Depot Inc	437076BJ0	1.616	09/15/17	1,000,000.00	100.39660	1,003,966.00	(3,966.00)
09/29/15	FNMA Bench	3135G0ZL0	1.000	09/27/17	3,000,000.00	100.56484	3,016,945.20	(16,945.20)
04/19/16	Treasury Note	912828TS9	0.625	09/30/17	7,750,000.00	99.91406	7,743,339.84	6,660.16
							-	-
TOTAL MATURITIES					\$ 12,425,000.00		\$ 12,477,267.04	\$ (52,267.04)

SALES / REDEMPTIONS

Purchase Date	Type of Investment	CUSIP	Coupon	Maturity Date	Sale Date	Par Value	Sale Price	Sale Amount	Purchase Cost	Gain / (Loss)
								\$ -		\$ -
								-		-
								-		-
								-		-
TOTAL SALES						\$ -		\$ -	\$ -	\$ -

Burbank-Glendale-Pasadena Airport Authority - Operating Account
Earnings Report
09/01/17-09/30/17

Type of Investment	Coupon	Maturity Date	Previous Accrual	Realized Interest For Period	Interest Paid At Purc/Recv	Current Accrual	Interest Earned	Amrt/Accrt For Period	Adjusted Total Int. Earned	
FIXED INCOME										
Duke Energy Florida LLC	NOTE	5.800	09/15/17	18,052.50	19,575.00	-	-	1,522.50	(1,264.19)	258.31
Home Depot Inc	NOTE	1.616	09/15/17	3,500.38	4,128.65	-	-	628.27	(109.51)	518.76
FNMA Bench	NOTE	1.000	09/27/17	12,833.34	15,000.00	-	-	2,166.66	(613.61)	1,553.05
Treasury Note	NOTE	0.625	09/30/17	20,380.81	24,218.75	-	-	3,837.94	365.11	4,203.05
Treasury Note	NOTE	0.750	10/31/17	27,672.55	-	-	34,367.53	6,694.98	(197.28)	6,497.70
Praxair Inc	NOTE	1.050	11/07/17	2,277.63	-	-	2,877.00	599.37	74.59	673.96
FHLB	NOTE	5.000	11/17/17	36,111.11	-	-	46,527.78	10,416.67	(8,753.08)	1,663.59
FHLMC Reference Notes	NOTE	5.125	11/17/17	76,988.89	-	-	99,197.22	22,208.33	(16,583.33)	5,625.00
Metlife Inc	NOTE	1.903	12/15/17	3,213.96	3,806.00	-	676.62	1,268.66	(147.29)	1,121.37
FHLMC Reference Notes	NOTE	0.750	01/12/18	3,828.13	-	-	6,171.88	2,343.75	93.90	2,437.65
Bank of New York Mellon Corp	NOTE	1.300	01/25/18	1,300.00	-	-	2,383.33	1,083.33	139.72	1,223.05
FNMA Benchmark Notes	NOTE	0.875	02/08/18	3,354.17	-	-	7,729.16	4,374.99	2,127.75	6,502.74
Fifth Third Bank	NOTE	1.450	02/28/18	40.28	-	-	1,248.62	1,208.34	136.54	1,344.88
Exxon Mobil Corp	NOTE	1.305	03/06/18	4,440.63	4,567.50	-	634.38	761.25	(67.47)	693.78
FFCB	NOTE	1.266	03/22/18	1,756.95	5,446.53	-	1,581.95	5,271.53	560.72	5,832.25
Coca-Cola Company (The)	NOTE	1.150	04/01/18	6,947.91	-	-	8,337.50	1,389.59	(152.85)	1,236.74
General Electric Capital Corp	NOTE	2.045	04/02/18	5,751.88	-	-	8,736.13	2,984.25	(524.48)	2,459.77
Wells Fargo & Company	NOTE	1.943	04/23/18	3,237.49	-	-	5,665.62	2,428.13	(86.64)	2,341.49
FHLB	NOTE	1.125	04/25/18	5,985.00	-	-	7,410.00	1,425.00	(482.34)	942.66
Boeing Co	NOTE	0.950	05/15/18	2,640.57	-	-	3,387.91	747.34	181.02	928.36
Merck & Co Inc	NOTE	1.300	05/18/18	5,021.25	-	-	6,483.74	1,462.49	155.27	1,617.76
Treasury Note	NOTE	1.000	05/31/18	33,058.20	-	-	43,722.14	10,663.94	757.22	11,421.16
FHLMC	NOTE	4.875	06/13/18	58,093.75	-	-	80,437.50	22,343.75	(17,787.46)	4,556.29
Southern California Gas Company	NOTE	1.550	06/15/18	3,844.86	-	-	5,362.57	1,517.71	(273.93)	1,243.78
Chevron Corp	NOTE	1.718	06/24/18	2,877.65	-	-	4,166.15	1,288.50	(388.25)	900.25
Treasury Note	NOTE	0.875	07/15/18	8,845.11	-	-	14,373.30	5,528.19	(466.89)	5,061.30
FNMA Benchmark Notes	NOTE	1.125	07/20/18	4,804.69	-	-	8,320.31	3,515.62	(807.34)	2,708.28
Nevada Power Company	NOTE	6.500	08/01/18	5,687.51	-	-	11,374.99	5,687.48	(4,159.43)	1,528.05
3M Company	NOTE	1.375	08/07/18	825.00	-	-	1,856.25	1,031.25	44.50	1,075.75
Berkshire Hathaway Finance Corp	NOTE	2.000	08/15/18	1,377.77	-	-	3,961.11	2,583.34	(899.66)	1,683.68
Treasury Note	NOTE	1.500	08/31/18	265.19	-	-	8,221.00	7,955.81	(2,234.53)	5,721.28
FNMA	NOTE	1.125	10/19/18	15,468.75	-	-	18,984.38	3,515.63	(751.25)	2,764.38
Microsoft Corporation	NOTE	1.300	11/03/18	2,769.72	-	-	3,473.88	704.16	2.54	706.70
Treasury Note	NOTE	1.500	12/31/18	1,283.97	-	-	1,895.38	611.41	(93.66)	517.75

Burbank-Glendale-Pasadena Airport Authority - Operating Account

Earnings Report

09/01/17-09/30/17

Type of Investment		Coupon	Maturity Date	Previous Accrual	Realized Interest For Period	Interest Paid At Purc/Recv	Current Accrual	Interest Earned	Amrt/Accrt For Period	Adjusted Total Int. Earned
John Deere Capital Corp	NOTE	1.950	01/08/19	3,445.00	-	-	5,395.00	1,950.00	(713.27)	1,236.73
Commonwealth Edison Company	NOTE	2.150	01/15/19	2,747.22	-	-	4,538.89	1,791.67	(566.03)	1,225.64
Oracle Corporation	NOTE	1.884	01/15/19	2,938.44	-	-	4,774.96	1,836.52	(111.66)	1,724.86
Manufacturers & Traders Trust Co	NOTE	2.300	01/30/19	1,980.55	-	-	3,897.23	1,916.68	(374.87)	1,541.81
Treasury Note	NOTE	1.250	01/31/19	4,347.83	-	-	8,423.91	4,076.08	(82.30)	3,993.78
Simon Property Group LP	NOTE	2.200	02/01/19	1,741.67	-	-	3,483.33	1,741.66	(357.84)	1,383.82
IBM Corp	NOTE	1.950	02/12/19	1,183.54	-	-	3,052.29	1,868.75	(404.57)	1,464.18
Cisco Systems Inc	NOTE	4.950	02/15/19	2,310.00	-	-	6,641.25	4,331.25	(3,056.13)	1,275.12
Treasury Note	NOTE	0.750	02/15/19	1,732.34	-	-	4,789.40	3,057.06	(280.76)	2,776.30
Union Pacific Corporation	NOTE	2.250	02/15/19	1,050.00	-	-	3,018.76	1,968.76	(687.24)	1,281.52
Johnson & Johnson	NOTE	1.586	03/01/19	6,080.09	5,641.82	-	1,982.64	1,544.37	(67.25)	1,477.12
Unitedhealth Group Inc	NOTE	1.625	03/15/19	5,395.00	5,850.00	-	520.00	975.00	258.80	1,233.80
Citigroup Inc	NOTE	1.665	03/20/19	1,432.03	1,855.59	-	228.94	652.50	-	652.50
JP Morgan Chase & CO	NOTE	1.850	03/22/19	15,524.59	17,575.00	-	878.76	2,929.17	(676.34)	2,252.83
FHLMC	NOTE	3.750	03/27/19	56,145.83	65,625.00	-	1,458.33	10,937.50	(6,652.94)	4,284.56
Lowes Companies Inc	NOTE	1.150	04/15/19	4,344.44	-	-	5,302.78	958.34	40.16	998.50
Apple Inc	NOTE	1.612	05/06/19	1,396.78	-	-	3,008.45	1,611.67	89.13	1,700.80
Public Service Electric And Gas	NOTE	1.800	06/01/19	5,080.50	-	-	6,774.00	1,693.50	90.01	1,783.51
Target Corporation	NOTE	2.300	06/26/19	4,173.55	-	-	6,099.80	1,926.25	(509.91)	1,416.34
Treasury Note	NOTE	1.625	07/31/19	3,673.91	-	-	7,118.21	3,444.30	(1,377.48)	2,066.82
FNMA Bench	NOTE	1.750	09/12/19	36,968.76	39,375.00	-	4,156.25	6,562.49	(913.81)	5,648.68
Honeywell International Inc	NOTE	1.400	10/30/19	1,176.39	-	-	1,468.05	291.66	5.49	297.15
Treasury Note	NOTE	1.500	10/31/19	19,737.23	-	-	24,512.36	4,775.13	(1,493.90)	3,281.23
Procter & Gamble Company	NOTE	1.900	11/01/19	8,391.67	-	-	10,489.58	2,097.91	(663.98)	1,433.93
Treasury Note	NOTE	1.625	12/31/19	11,823.20	-	-	17,453.30	5,630.10	(1,778.04)	3,852.06
Arizona Public Service Company	NOTE	2.200	01/15/20	2,811.11	-	-	4,644.45	1,833.34	(144.29)	1,689.05
Pepsico Inc	NOTE	4.500	01/15/20	7,475.00	-	-	12,350.00	4,875.00	(3,292.50)	1,582.50
FNMA	NOTE	1.625	01/21/20	8,531.25	-	-	14,929.69	6,398.44	(573.78)	5,824.66
Medtronic Inc	NOTE	2.500	03/15/20	13,833.33	15,000.00	-	1,333.33	2,500.00	(884.29)	1,615.71
United Technologies Corporation	NOTE	4.500	04/15/20	19,550.00	-	-	23,862.50	4,312.50	(2,441.43)	1,871.07
Intel Corp	NOTE	1.850	05/11/20	5,652.78	-	-	7,194.44	1,541.66	10.56	1,552.22
QualComm Inc	NOTE	1.766	05/20/20	458.78	-	-	1,709.97	1,251.19	(25.18)	1,226.01
State Street Corporation	NOTE	2.550	08/18/20	1,058.96	-	-	3,502.71	2,443.75	(608.12)	1,835.63
American Express Credit Corp	NOTE	2.369	09/14/20	5,028.94	5,856.49	-	1,118.77	1,946.32	(160.40)	1,785.92
Travelers Cos Inc	NOTE	3.900	11/01/20	11,700.00	-	-	14,625.00	2,925.00	(1,581.68)	1,343.32

Burbank-Glendale-Pasadena Airport Authority - Operating Account
Earnings Report
09/01/17-09/30/17

Type of Investment	Coupon	Maturity Date	Previous Accrual	Realized Interest For Period	Interest Paid At Purc/Recv	Current Accrual	Interest Earned	Amrt/Accrt For Period	Adjusted Total Int. Earned
Ace InA Holdings Inc	NOTE	2.300	11/03/20	7,538.89	-	-	9,455.56	(22.12)	1,894.55
Public Service Company of Colorado	NOTE	3.200	11/15/20	10,175.99	-	-	13,056.00	(1,126.97)	1,753.04
PNC Bank NA	NOTE	2.150	04/29/21	8,743.33	-	-	10,893.33	273.88	2,423.88
Federal Home Loan Banks	NOTE	1.875	11/29/21	33,541.67	-	-	44,479.17	1,312.01	12,249.51
Pfizer Inc	NOTE	2.200	12/15/21	6,966.67	-	-	9,716.67	19.67	2,769.67
FHLMC	NOTE	2.375	01/13/22	14,521.06	-	-	23,233.69	(2,051.31)	6,661.32
Comcast Corporation	NOTE	1.625	01/15/22	3,114.58	-	-	5,145.83	1,057.32	3,088.57
Treasury Note	NOTE	1.500	01/31/22	2,217.39	-	-	4,296.19	566.93	2,645.73
Walt Disney Co	NOTE	2.550	02/15/22	1,360.00	-	-	3,910.00	(126.89)	2,423.11
FHLB	NOTE	2.250	03/11/22	-	-	3,506.25	4,125.00	(92.39)	526.36
BB&T Corp	NOTE	2.750	04/01/22	12,222.22	-	-	14,513.89	(154.08)	2,137.59
Federal National Mortgage Association	NOTE	1.875	04/05/22	33,750.00	-	-	40,781.25	(45.96)	6,985.29
Home Depot Inc	NOTE	2.625	06/01/22	-	-	2,223.96	2,187.50	-	(36.46)
Caterpillar Financial Services	NOTE	2.400	06/06/22	-	-	2,470.67	2,606.67	(3.93)	132.07
Treasury Note	NOTE	2.000	07/31/22	2,260.87	-	-	4,380.43	(161.95)	1,957.61
National Rural Utilities Coop	NOTE	2.300	09/15/22	-	-	1,597.22	1,980.56	13.70	397.04
Subtotal			\$ 801,870.98	\$ 233,521.33	\$ 9,798.10	\$ 869,064.40	\$ 290,916.65	\$ (82,733.52)	\$ 208,183.13
CASH EQUIVALENTS									
Blackrock Liquidity Funds			-	393.57	-	-	393.57	-	393.57
BOA Temp Overnight Deposit			-	0.14	-	-	0.14	-	0.14
Subtotal			\$ -	\$ 393.71	\$ -	\$ -	\$ 393.71	\$ -	\$ 393.71
LAIF									
Local Agency Investment Fund			24,000.82	-	-	35,723.90	11,723.08	-	11,723.08
TOTAL			\$ 825,871.80	\$ 233,915.04	\$ 9,798.10	\$ 904,788.30	\$ 303,033.44	\$ (82,733.52)	\$ 220,299.92

Burbank-Glendale-Pasadena Airport Authority - PFC Account

Statement of Investments

As of 09/30/17

Purchase Date	Type of Investment	CUSIP	Coupon	Maturity Date	Eff Mat. Date	Par Value	Purchase Cost	Market Value	Unrealized Gain/Loss	YTM	Days to Eff. Mat.	% Mkt Value
09/30/17	Columbia Treasury Reserves	097101307	0.000	09/30/17	09/30/17	\$ 544,685	\$ 544,685	\$ 544,685	\$ -	0.00%	0	1.87%
01/21/15	General Electric Capital Corp	36962G6X7	2.045	04/02/18	10/02/17	185,000	186,693	185,569	(1,124)	1.46%	2	0.64%
01/21/16	Oracle Corporation	68389XAR6	1.884	01/15/19	10/15/17	175,000	175,728	176,202	474	1.41%	15	0.60%
10/05/15	Wells Fargo & Company	94974BFFK1	1.943	04/23/18	10/23/17	225,000	225,823	225,716	(107)	1.42%	23	0.77%
09/25/14	Treasury Note	912828TW0	0.750	10/31/17	10/31/17	940,000	932,264	939,736	7,472	1.07%	31	3.22%
05/06/16	Apple Inc	037833AP5	1.612	05/06/19	11/06/17	143,000	142,668	143,623	955	1.38%	37	0.49%
06/01/16	Praxair Inc	74005PBC7	1.050	11/07/17	11/07/17	75,000	74,859	74,970	111	1.42%	38	0.26%
11/20/14	FHLB	3133XMQ87	5.000	11/17/17	11/17/17	450,000	501,998	452,162	(49,836)	1.37%	48	1.55%
09/10/14	FHLMC Reference Notes	3137EABA6	5.125	11/17/17	11/17/17	800,000	897,594	804,000	(93,594)	1.34%	48	2.75%
05/24/17	Qualcomm Inc	747525AQ6	1.766	05/20/20	11/20/17	150,000	150,161	150,900	739	1.58%	51	0.52%
05/31/17	US Bank NA/Cincinnati OH	90331HNE9	1.467	05/24/19	11/24/17	250,000	250,000	250,122	122	1.47%	55	0.86%
03/02/16	Johnson & Johnson	478160BW3	1.586	03/01/19	12/01/17	160,000	160,136	160,545	409	1.38%	62	0.55%
10/07/14	Metlife Inc	59156RBK3	1.903	12/15/17	12/15/17	100,000	100,663	100,083	(580)	1.51%	76	0.34%
03/20/17	Citigroup Inc	17325FAB4	1.665	03/20/19	12/20/17	250,000	250,000	250,369	369	1.59%	81	0.86%
07/09/14	Bank Of New York Mellon Corp	06406HCE7	1.300	01/25/18	12/25/17	125,000	123,915	124,936	1,021	1.46%	86	0.43%
12/29/16	Fifth Third Bank	31677QAV1	1.450	02/28/18	01/28/18	200,000	199,584	199,885	301	1.59%	120	0.68%
07/07/14	FNMA Benchmark Notes	3135G0TG8	0.875	02/08/18	02/08/18	1,000,000	986,045	998,908	12,863	1.18%	131	3.42%
10/28/15	Exxon Mobil Corp	30231GAL6	1.305	03/06/18	03/06/18	150,000	150,773	149,943	(830)	1.39%	157	0.51%
09/07/16	Coca-Cola Company (The)	191216BA7	1.150	04/01/18	04/01/18	175,000	175,346	174,766	(580)	1.42%	183	0.60%
06/25/16	FHLB	3130A4GJ5	1.125	04/25/18	04/25/18	555,000	559,246	554,468	(4,778)	1.29%	207	1.90%
09/25/15	Boeing Co	097023BE4	0.950	05/15/18	05/15/18	94,000	93,432	93,725	293	1.42%	227	0.32%
07/09/14	Merck & Co Inc	58933YAG0	1.300	05/18/18	05/18/18	150,000	148,778	149,897	1,119	1.41%	230	0.51%
06/29/16	Chevron Corp	166764AE0	1.718	06/24/18	05/24/18	150,000	151,136	150,218	(918)	1.52%	236	0.51%
02/18/15	Treasury Note	912828VE7	1.000	05/31/18	05/31/18	825,000	825,248	823,597	(1,651)	1.26%	243	2.82%
09/25/14	FHLMC	3137EABP3	4.875	06/13/18	06/13/18	750,000	834,773	768,250	(66,523)	1.39%	256	2.63%
04/21/16	Southern California Gas Company	842434CN0	1.550	06/15/18	06/15/18	175,000	175,894	174,806	(1,088)	1.71%	258	0.60%
02/29/16	Nevada Power Company	641423BW7	6.500	08/01/18	08/01/18	115,000	127,818	119,399	(8,419)	1.88%	305	0.41%
06/30/16	3M Company	88579YAP6	1.375	08/07/18	08/07/18	100,000	101,129	99,922	(1,207)	1.47%	311	0.34%
12/18/15	Berkshire Hathaway Finance Corp	084664BY6	2.000	08/15/18	08/15/18	165,000	167,603	165,667	(1,936)	1.53%	319	0.57%
12/10/15	Treasury Note	912828RE2	1.500	08/31/18	08/31/18	800,000	809,246	801,063	(8,183)	1.35%	335	2.74%
12/24/15	Simon Property Group LP	828807CQ8	2.200	02/01/19	11/01/18	152,000	153,346	152,770	(576)	1.81%	397	0.52%
01/21/16	Microsoft Corporation	5594918BF0	1.300	11/03/18	11/03/18	100,000	100,032	99,839	(193)	1.45%	399	0.34%
08/04/16	Caterpillar Financial Services	14912L6M8	1.800	11/13/18	11/13/18	135,000	137,086	135,133	(1,953)	1.71%	409	0.46%
04/13/16	Commonwealth Edison Company	202795JC5	2.150	01/15/19	12/15/18	115,000	117,094	115,566	(1,528)	1.76%	441	0.40%

Burbank-Glendale-Pasadena Airport Authority - PFC Account
Statement of Investments
As of 09/30/17

Purchase Date	Type of Investment	CUSIP	Coupon	Maturity Date	Eff Mat. Date	Par Value	Purchase Cost	Market Value	Unrealized Gain/Loss	YTM	Days to Eff. Mat.	% Mkt Value
11/16/15	Treasury Note	912828A75	1.500	12/31/18	12/31/18	600,000	604,953	600,656	(4,297)	1.41%	457	2.06%
09/25/15	BB&T Corp	05531FAQ6	2.250	02/01/19	01/02/19	110,000	111,642	110,680	(962)	1.78%	459	0.38%
06/30/16	John Deere Capital Corp	24422ETE9	1.950	01/08/19	01/08/19	160,000	163,115	160,674	(2,441)	1.61%	465	0.55%
04/01/15	Treasury Note	912828SD3	1.250	01/31/19	01/31/19	900,000	905,625	898,093	(7,532)	1.41%	488	3.08%
01/14/16	IBM Corp	459200HT1	1.950	02/12/19	02/12/19	110,000	111,065	110,528	(537)	1.59%	500	0.38%
02/26/16	Cisco Systems Inc	17275RAE2	4.950	02/15/19	02/15/19	150,000	164,276	156,683	(7,593)	1.66%	503	0.54%
11/01/16	Treasury Note	912828P53	0.750	02/15/19	02/15/19	500,000	498,164	495,526	(2,638)	1.41%	503	1.70%
01/21/15	Union Pacific Corporation	907818DW5	2.250	02/15/19	02/15/19	165,000	168,822	166,054	(2,768)	1.78%	503	0.57%
07/11/16	JP Morgan Chase & CO	46625HQU7	1.850	03/22/19	02/22/19	240,000	242,332	240,330	(2,002)	1.76%	510	0.82%
09/15/14	Unitedhealth Group Inc	91324PCB6	1.625	03/15/19	03/15/19	100,000	98,472	99,779	1,307	1.78%	531	0.34%
08/31/16	FHLMC	3137EACA5	3.750	03/27/19	03/27/19	400,000	428,344	413,115	(15,229)	1.52%	543	1.41%
04/20/16	Lowes Companies Inc	548661DL8	1.150	04/15/19	04/15/19	140,000	139,491	138,902	(589)	1.67%	562	0.48%
09/12/14	Public Service Electric And Gas	74456QBG0	1.800	06/01/19	05/01/19	124,000	123,022	123,973	951	1.81%	578	0.42%
01/21/15	Target Corporation	87612EBB1	2.300	06/26/19	06/26/19	135,000	138,583	136,290	(2,293)	1.74%	634	0.47%
07/29/16	Treasury Note	912828WW6	1.625	07/31/19	07/31/19	800,000	817,703	802,375	(15,328)	1.46%	669	2.75%
01/28/15	FNMA Bench	3135G0ZG1	1.750	09/12/19	09/12/19	990,000	1,004,663	993,978	(10,685)	1.54%	712	3.40%
06/23/17	FHLB	3130A9EP2	1.000	09/26/19	09/26/19	1,000,000	990,820	989,196	(1,624)	1.55%	726	3.39%
10/30/16	Honeywell International Inc	438516BJ4	1.400	10/30/19	10/30/19	150,000	149,882	148,983	(899)	1.73%	760	0.51%
04/01/16	Treasury Note	912828F62	1.500	10/31/19	10/31/19	610,000	620,175	610,110	(10,065)	1.49%	761	2.09%
11/07/16	Procter & Gamble Company	742718EG0	1.900	11/01/19	11/01/19	175,000	178,140	175,746	(2,394)	1.69%	762	0.60%
05/26/15	Arizona Public Service Company	040555CR3	2.200	01/15/20	12/15/19	125,000	125,427	125,219	(208)	2.12%	806	0.43%
09/02/16	National Rural Utilities Coop	637432NC5	2.000	01/27/20	12/27/19	150,000	151,841	150,177	(1,664)	1.95%	818	0.51%
01/11/16	Treasury Note	912828G95	1.625	12/31/19	12/31/19	960,000	975,537	962,325	(13,212)	1.51%	822	3.30%
09/26/16	Treasury Note	912828UF5	1.125	12/31/19	12/31/19	700,000	697,922	694,055	(3,867)	1.51%	822	2.38%
12/14/15	Pepsico Inc	713448BN7	4.500	01/15/20	01/15/20	140,000	153,849	148,509	(5,340)	1.78%	837	0.51%
04/05/17	FNMA	3135G0A78	1.625	01/21/20	01/21/20	1,100,000	1,103,600	1,100,994	(2,606)	1.58%	843	3.77%
09/02/16	PNC Funding Corp	693476BJ1	5.125	02/08/20	02/08/20	165,000	182,818	176,521	(6,297)	2.07%	861	0.60%
05/18/17	FHLB	313378J77	1.875	03/13/20	03/13/20	875,000	884,363	879,920	(4,443)	1.64%	895	3.01%
04/25/16	Medtronic Inc	585055BG0	2.500	03/15/20	03/15/20	160,000	164,692	162,377	(2,315)	1.88%	897	0.56%
05/30/17	Treasury Note	912828W63	1.625	03/15/20	03/15/20	550,000	552,156	550,943	(1,213)	1.55%	897	1.89%
05/18/15	United Technologies Corporation	913017BR9	4.500	04/15/20	04/15/20	150,000	166,595	158,995	(7,600)	2.07%	928	0.54%
09/25/15	American Express Credit Corp	0258M0DT3	2.375	05/26/20	04/25/20	150,000	151,913	151,434	(479)	2.00%	938	0.52%
10/25/16	FHLMC Reference Notes	3137EADR7	1.375	05/01/20	05/01/20	1,350,000	1,339,018	1,341,441	2,423	1.63%	944	4.59%
05/11/17	Intel Corp	458140AZ3	1.850	05/11/20	05/11/20	150,000	149,943	150,276	333	1.78%	954	0.51%

Burbank-Glendale-Pasadena Airport Authority - PFC Account
Statement of Investments
As of 09/30/17

Purchase Date	Type of Investment	CUSIP	Coupon	Maturity Date	Eff Mat. Date	Par Value	Purchase Cost	Market Value	Unrealized Gain/Loss	YTM	Days to Eff. Mat.	% Mkt Value
03/08/16	Public Service Company of Colorado	744448CD1	3.200	11/15/20	05/15/20	115,000	120,649	118,450	(2,199)	2.20%	958	0.41%
10/02/17	Manufacturers & Traders Trust Co	55279HAN0	2.050	08/17/20	07/17/20	250,000	250,163	249,608	(555)	2.11%	1021	0.85%
05/04/17	State Street Corporation	524144AS2	2.550	08/18/20	08/18/20	175,000	178,652	178,028	(624)	1.93%	1053	0.61%
09/29/17	FHLB	3130ACE26	1.375	09/28/20	09/28/20	1,000,000	991,915	991,011	(904)	1.70%	1094	3.39%
02/21/17	Ace InA Holdings Inc	00440EAT4	2.300	11/03/20	10/03/20	150,000	150,144	151,084	940	2.06%	1099	0.52%
04/21/16	Travelers Cos Inc	89417EAG4	3.900	11/01/20	11/01/20	100,000	109,437	105,027	(4,410)	2.21%	1128	0.36%
10/02/17	Florida Power Corporation	341099CP2	3.100	08/15/21	05/15/21	150,000	155,101	154,681	(420)	2.25%	1323	0.53%
12/23/16	Treasury Note	912828VWR7	2.125	06/30/21	06/30/21	400,000	402,187	405,281	3,094	1.76%	1369	1.39%
12/23/16	Federal Home Loan Banks	3130AABG2	1.875	11/29/21	11/29/21	750,000	742,527	748,529	6,002	1.92%	1521	2.56%
01/23/17	Pfizer Inc	717081DZ3	2.200	12/15/21	12/15/21	200,000	199,845	201,197	1,352	2.05%	1537	0.69%
01/23/17	Comcast Corporation	20030NBV2	1.625	01/15/22	12/15/21	200,000	191,719	194,941	3,222	2.25%	1537	0.67%
02/03/17	Treasury Note	912828H86	1.500	01/31/22	01/31/22	550,000	538,354	541,832	3,478	1.86%	1584	1.86%
02/21/17	Walt Disney Co	25468PCT1	2.550	02/15/22	02/15/22	175,000	176,106	177,289	1,183	2.23%	1599	0.61%
10/03/17	Home Depot Inc	437076BG6	2.625	06/01/22	05/01/22	150,000	152,590	152,337	(253)	2.27%	1674	0.52%
Subtotal						\$ 29,127,685	\$ 29,549,148	\$ 29,205,592	\$ (343,556)	1.53%	616	100.00%
PFC Bank Balance							546					
TOTAL							\$ 29,549,694					

Burbank-Glendale-Pasadena Airport Authority - PFC Account
Statement of Purchases - Maturities - Sales
As of 09/30/17

PURCHASES								
Purchase Date	Type of Investment	CUSIP	Coupon	Maturity Date	Par Value	Purchase Price	Purchase Cost	Prepaid Interest
09/29/17	FHLB	3130ACE26	1.375	09/28/20	\$ 1,000,000.00	99.19150	\$ 991,915.00	\$ (38.19)
10/02/17	Florida Power Corporation	341099CP2	3.100	08/15/21	150,000.00	103.40100	155,101.50	(607.08)
10/02/17	Manufacturers & Traders Trust Co	55279HAN0	2.050	08/17/20	250,000.00	100.06500	250,162.50	(640.63)
10/03/17	Home Depot Inc	437076BG6	2.625	06/01/22	150,000.00	101.72700	152,590.50	(1,334.38)
							-	
							-	
							-	
							-	
							-	
TOTAL PURCHASES					\$ 1,550,000.00		\$ 1,549,769.50	\$ (2,620.28)

MATURITIES								
Purchase Date	Type of Investment	CUSIP	Coupon	Maturity Date	Par Value	Purchase Price	Purchase Cost	Gain / (Loss)
07/14/16	Duke Energy Florida LLC	341099CG2	5.800	09/15/17	\$ 100,000.00	105.63200	\$ 105,632.00	\$ (5,632.00)
04/26/16	Home Depot Inc	437076BJ0	1.616	09/15/17	100,000.00	100.39660	100,396.60	(396.60)
03/17/15	FNMA Bench	3135G0ZL0	1.000	09/27/17	700,000.00	100.13200	700,924.00	(924.00)
09/01/17	Treasury Bill	912796LV9	0.000	09/28/17	3,600,000.00	99.93156	3,597,536.25	2,463.75
03/09/17	Treasury Note	912828TS9	0.625	09/30/17	375,000.00	99.82813	374,355.47	644.53
TOTAL MATURITIES					\$ 4,875,000.00		\$ 4,878,844.32	\$ (3,844.32)

SALES / REDEMPTIONS / DELIVERS										
Purchase Date	Type of Investment	CUSIP	Coupon	Maturity Date	Sale Date	Par Value	Sale Price	Sale Amount	Purchase Cost	Gain / (Loss)
								\$ -		\$ -
								-		-
								-		-
								-		-
						\$ -		\$ -	\$ -	\$ -

Burbank-Glendale-Pasadena Airport Authority - PFC Account
Earnings Report
09/01/17-09/30/17

Type of Investment	Type	Coupon	Maturity Date	Previous Accrual	Realized Interest For Period	Interest Paid At Purc/Recv	Current Accrual	Interest Earned	Amrt/Accrt For Period	Adjusted Total Int. Earned
FIXED INCOME										
Duke Energy Florida LLC	NOTE	5.800	09/15/17	2,674.44	2,900.00	-	-	225.56	(187.29)	38.27
Home Depot Inc	NOTE	1.616	09/15/17	350.04	412.87	-	-	62.83	(10.95)	51.88
FNMA Bench	NOTE	1.000	09/27/17	2,994.44	3,500.00	-	-	505.56	(26.40)	479.16
Treasury Bill	NOTE	0.000	09/28/17	-	-	-	-	-	2,463.75	2,463.75
Treasury Note	NOTE	0.625	09/30/17	986.17	1,171.88	-	-	185.71	91.18	276.89
Treasury Note	NOTE	0.750	10/31/17	2,375.54	-	-	2,950.27	574.73	212.08	786.81
Praxair Inc	NOTE	1.050	11/07/17	249.38	-	-	315.00	65.62	8.19	73.81
FHLB	NOTE	5.000	11/17/17	6,500.00	-	-	8,375.00	1,875.00	(1,448.40)	426.60
FHLMC Reference Notes	NOTE	5.125	11/17/17	11,844.44	-	-	15,261.11	3,416.67	(2,574.44)	842.23
Metlife Inc	NOTE	1.903	12/15/17	401.74	475.75	-	84.58	158.59	(17.33)	141.26
Bank Of New York Mellon Corp	NOTE	1.300	01/25/18	162.50	-	-	297.91	135.41	27.29	162.70
FNMA Benchmark Notes	NOTE	0.875	02/08/18	559.03	-	-	1,288.20	729.17	337.87	1,067.04
Fifth Third Bank	NOTE	1.450	02/28/18	8.05	-	-	249.72	241.67	32.08	273.75
Exxon Mobil Corp	NOTE	1.305	03/06/18	951.57	978.75	-	135.94	163.12	(27.03)	136.09
Coca-Cola Company (The)	NOTE	1.150	04/01/18	838.54	-	-	1,006.25	167.71	(18.44)	149.27
General Electric Capital Corp	NOTE	2.045	04/02/18	629.64	-	-	956.32	326.68	(47.41)	279.27
Wells Fargo & Company	NOTE	1.943	04/23/18	485.63	-	-	849.85	364.22	(43.24)	320.98
FHLB	NOTE	1.125	04/25/18	2,185.32	-	-	2,705.63	520.31	(193.73)	326.58
Boeing Co	NOTE	0.950	05/15/18	262.94	-	-	337.36	74.42	18.10	92.52
Merck & Co Inc	NOTE	1.300	05/18/18	557.92	-	-	720.42	162.50	21.72	184.22
Treasury Note	NOTE	1.000	05/31/18	2,096.31	-	-	2,772.54	676.23	(35.89)	640.34
FHLMC	NOTE	4.875	06/13/18	7,921.88	-	-	10,968.75	3,046.87	(2,150.83)	896.04
Southern California Gas Company	NOTE	1.550	06/15/18	572.64	-	-	798.68	226.04	(34.52)	191.52
Chevron Corp	NOTE	1.718	06/24/18	479.61	-	-	694.36	214.75	(57.07)	157.68
Nevada Power Company	NOTE	6.500	08/01/18	622.92	-	-	1,245.83	622.91	(444.46)	178.45
3M Company	NOTE	1.375	08/07/18	91.67	-	-	206.25	114.58	(44.74)	69.84
Berkshire Hathaway Finance Corp	NOTE	2.000	08/15/18	146.66	-	-	421.66	275.00	(83.16)	191.84
Treasury Note	NOTE	1.500	08/31/18	33.15	-	-	1,027.63	994.48	(312.71)	681.77
Microsoft Corporation	NOTE	1.300	11/03/18	426.11	-	-	534.44	108.33	(0.96)	107.37
Caterpillar Financial Services	NOTE	1.800	11/13/18	729.00	-	-	931.50	202.50	(76.41)	126.09
Treasury Note	NOTE	1.500	12/31/18	1,540.76	-	-	2,274.45	733.69	(129.33)	604.36
John Deere Capital Corp	NOTE	1.950	01/08/19	459.33	-	-	719.34	260.01	(103.74)	156.27
Commonwealth Edison Company	NOTE	2.150	01/15/19	315.93	-	-	521.97	206.04	(65.41)	140.63

Burbank-Glendale-Pasadena Airport Authority - PFC Account
Earnings Report
09/01/17-09/30/17

Type of Investment	Type	Coupon	Maturity Date	Previous Accrual	Realized Interest For Period	Interest Paid At Purc/Recv	Current Accrual	Interest Earned	Amrt/Accrt For Period	Adjusted Total Int. Earned
Oracle Corporation	NOTE	1.884	01/15/19	439.51	-	-	714.21	274.70	(31.13)	243.57
Treasury Note	NOTE	1.250	01/31/19	978.26	-	-	1,895.38	917.12	(137.87)	779.25
BB&T Corp	NOTE	2.250	02/01/19	206.26	-	-	412.50	206.24	(48.57)	157.67
Simon Property Group LP	NOTE	2.200	02/01/19	278.66	-	-	557.34	278.68	(50.81)	227.87
IBM Corp	NOTE	1.950	02/12/19	113.21	-	-	291.96	178.75	(28.83)	149.92
Cisco Systems Inc	NOTE	4.950	02/15/19	330.00	-	-	948.76	618.76	(419.15)	199.61
Treasury Note	NOTE	0.750	02/15/19	173.23	-	-	478.94	305.71	65.89	371.60
Union Pacific Corporation	NOTE	2.250	02/15/19	165.00	-	-	474.40	309.40	(101.32)	208.08
Johnson & Johnson	NOTE	1.586	03/01/19	648.54	601.79	-	211.48	164.73	(3.89)	160.84
Unitedhealth Group Inc	NOTE	1.625	03/15/19	749.30	812.50	-	72.22	135.42	28.25	163.67
Citigroup Inc	NOTE	1.665	03/20/19	795.57	1,030.89	-	127.19	362.51	-	362.51
JP Morgan Chase & CO	NOTE	1.850	03/22/19	1,961.00	2,220.00	-	111.01	370.01	(74.04)	295.97
FHLMC	NOTE	3.750	03/27/19	6,416.67	7,500.00	-	166.67	1,250.00	(917.29)	332.71
Lowes Companies Inc	NOTE	1.150	04/15/19	608.22	-	-	742.39	134.17	17.49	151.66
Apple Inc	NOTE	1.612	05/06/19	166.45	-	-	358.51	192.06	8.83	200.89
US Bank NA/Cincinnati OH	NOTE	1.467	05/24/19	81.51	-	-	387.18	305.67	-	305.67
Public Service Electric And Gas	NOTE	1.800	06/01/19	558.00	-	-	744.00	186.00	15.49	201.49
Target Corporation	NOTE	2.300	06/26/19	560.63	-	-	819.38	258.75	(77.28)	181.47
Treasury Note	NOTE	1.625	07/31/19	1,130.44	-	-	2,190.22	1,059.78	(491.06)	568.72
FNMA Bench	NOTE	1.750	09/12/19	8,133.13	8,662.50	-	914.37	1,443.74	(319.57)	1,124.17
FHLB	NOTE	1.000	09/26/19	4,305.56	5,000.00	-	138.89	833.33	338.75	1,172.08
Honeywell International Inc	NOTE	1.400	10/30/19	705.83	-	-	880.84	175.01	3.28	178.29
Treasury Note	NOTE	1.500	10/31/19	3,083.15	-	-	3,829.08	745.93	(233.37)	512.56
Procter & Gamble Company	NOTE	1.900	11/01/19	1,108.33	-	-	1,385.42	277.09	(87.69)	189.40
Treasury Note	NOTE	1.625	12/31/19	2,670.66	-	-	3,942.38	1,271.72	(358.92)	912.80
Treasury Note	NOTE	1.125	12/31/19	1,348.17	-	-	1,990.15	641.98	73.85	715.83
Arizona Public Service Company	NOTE	2.200	01/15/20	351.39	-	-	580.55	229.16	(8.64)	220.52
Pepsico Inc	NOTE	4.500	01/15/20	805.00	-	-	1,330.00	525.00	(285.71)	239.29
FNMA	NOTE	1.625	01/21/20	1,986.11	-	-	3,475.70	1,489.59	(110.84)	1,378.75
National Rural Utilities Coop	NOTE	2.000	01/27/20	283.33	-	-	533.33	250.00	(47.37)	202.63
PNC Funding Corp	NOTE	5.125	02/08/20	540.26	-	-	1,244.95	704.69	(447.45)	257.24
FHLB	NOTE	1.875	03/13/20	7,656.25	8,203.13	-	820.31	1,367.19	(276.72)	1,090.47
Medtronic Inc	NOTE	2.500	03/15/20	1,844.44	2,000.00	-	177.78	333.34	(101.55)	231.79
Treasury Note	NOTE	1.625	03/15/20	4,128.74	4,468.75	-	395.03	735.04	(63.00)	672.04

Burbank-Glendale-Pasadena Airport Authority - PFC Account
Earnings Report
09/01/17-09/30/17

Type of Investment	Type	Coupon	Maturity Date	Previous Accrual	Realized Interest For Period	Interest Paid At Purc/Recv	Current Accrual	Interest Earned	Amrt/Accrt For Period	Adjusted Total Int. Earned
United Technologies Corporation	NOTE	4.500	04/15/20	2,550.00	-	-	3,112.50	562.50	(296.22)	266.28
FHLMC Reference Notes	NOTE	1.375	05/01/20	6,187.50	-	-	7,734.37	1,546.87	296.53	1,843.40
Intel Corp	NOTE	1.850	05/11/20	847.92	-	-	1,079.17	231.25	1.58	232.83
Qualcomm Inc	NOTE	1.766	05/20/20	80.96	-	-	301.76	220.80	(4.44)	216.36
American Express Credit Corp	NOTE	2.375	05/26/20	940.10	-	-	1,236.97	296.87	(43.92)	252.95
State Street Corporation	NOTE	2.550	08/18/20	161.15	-	-	533.02	371.87	(92.54)	279.33
Manufacturers & Traders Trust Co	NOTE	2.050	08/17/20	-	-	640.63	626.39	(14.24)	-	(14.24)
FHLB	NOTE	1.375	09/28/20	-	-	38.19	114.58	76.39	14.99	91.38
Travelers Cos Inc	NOTE	3.900	11/01/20	1,300.00	-	-	1,625.00	325.00	(175.74)	149.26
Ace InA Holdings Inc	NOTE	2.300	11/03/20	1,130.83	-	-	1,418.33	287.50	(3.32)	284.18
Public Service Company of Colorado	NOTE	3.200	11/15/20	1,083.55	-	-	1,390.21	306.66	(113.16)	193.50
Treasury Note	NOTE	2.125	06/30/21	1,455.16	-	-	2,148.10	692.94	(39.77)	653.17
Florida Power Corporation	NOTE	3.100	08/15/21	-	-	607.08	594.17	(12.91)	-	(12.91)
Federal Home Loan Banks	NOTE	1.875	11/29/21	3,593.75	-	-	4,765.63	1,171.88	126.56	1,298.44
Pfizer Inc	NOTE	2.200	12/15/21	928.89	-	-	1,295.56	366.67	2.63	369.30
Comcast Corporation	NOTE	1.625	01/15/22	415.28	-	-	686.11	270.83	140.97	411.80
Treasury Note	NOTE	1.500	01/31/22	717.39	-	-	1,389.95	672.56	191.63	864.19
Walt Disney Co	NOTE	2.550	02/15/22	198.34	-	-	570.21	371.87	(18.51)	353.36
Home Depot Inc	NOTE	2.625	06/01/22	-	-	1,334.38	1,312.50	(21.88)	-	(21.88)
Subtotal				\$ 127,354.93	\$ 49,938.81	\$ 2,620.28	\$ 123,928.01	\$ 43,891.61	\$ (9,104.60)	\$ 34,787.01
CASH EQUIVALENTS										
Blackrock Liquidity Funds				-	366.81	-	-	366.81	-	366.81
Subtotal				\$ -	\$ 366.81	\$ -	\$ -	\$ 366.81	\$ -	\$ 366.81
TOTAL				\$ 127,354.93	\$ 50,305.62	\$ 2,620.28	\$ 123,928.01	\$ 44,258.42	\$ (9,104.60)	\$ 35,153.82

BURBANK-GLENDALE-PASADENA AIRPORT AUTHORITY

SCHEDULE OF CASH RECEIPTS AND DISBURSEMENTS MONTH AND THREE MONTH ENDED SEPTEMBER 30, 2017 & 2016

Monthly Performance					September 2017	Fiscal YTD Performance (July 2017 - September 2017)				
Actual \$ Sep 2017	Budget Sep 2017	Actual \$ Prior Year Sep 2016	Note	Variance Actual Vs. Budget		Actual \$ Fiscal YTD	Fiscal YTD Budget	Actual \$ Prior Year Fiscal YTD	Note	Variance Actual Vs. Budget
OPERATING ACTIVITY										
CASH RECEIPTS FROM OPERATIONS										
\$385,059	\$317,500	\$321,985	(2)	\$67,559	Landing/Fuel Fees	\$1,057,623	\$952,500	\$994,741	(2)	\$105,123
1,737,680	1,625,372	1,700,857	(3)	112,308	Parking Fees	5,193,611	4,784,105	5,073,470	(3)	409,506
1,095,533	945,258	963,158	(4)	150,275	Rental Receipts - Terminal Building	3,437,864	2,835,774	2,883,725	(4)	602,090
873,479	954,767	848,290	(5)	(81,288)	Rental Receipts - Other Buildings	3,077,974	2,864,301	2,688,407	(5)	213,673
319,837	178,750	27,721	(6)	141,087	Ground Transportation	555,400	536,250	102,976	(6)	19,150
149,581	38,334	45,101	(7)	111,247	Other Receipts	285,331	115,000	288,789	(7)	170,331
195,939	220,834	233,067	(8)	(24,895)	Investment Receipts - Treasurer/Other Interest Earned	876,558	662,500	737,647	(8)	214,058
\$4,757,108	\$4,280,815	\$4,140,179	(1)	\$476,293		\$14,484,361	\$12,750,430	\$12,769,755	(1)	\$1,733,931
CASH DISBURSEMENTS FROM OPERATIONS										
(\$88,882)	(\$92,223)	(\$94,090)	(10)	\$3,341	Administrative Supplies & Costs	(\$326,241)	(\$330,669)	(\$267,887)	(10)	\$4,428
(318,794)	(327,867)	(370,580)	(11)	9,073	Operating Supplies & Maintenance	(900,959)	(1,003,601)	(908,379)	(11)	102,642
(3,317,284)	(3,723,028)	(2,187,441)	(12)	405,744	Contractual Operating Costs	(5,008,962)	(5,435,834)	(5,212,268)	(12)	426,872
(217,575)	(246,458)	(203,726)	(13)	28,883	Contractual Professional Services	(2,030,709)	(2,179,374)	(1,993,978)	(13)	148,665
(356,546)	(380,000)	(408,837)	(14)	23,454	Wages & Benefits	(1,285,889)	(1,320,000)	(1,266,194)	(14)	34,111
(16,359)	(21,583)	(24,233)	(15)	5,224	Other Operating Costs	(324,008)	(334,749)	(66,574)	(15)	10,741
(380,479)	(380,479)	(380,329)		0	Bond Debt Service - 2015 Bonds	(1,141,437)	(1,141,437)	(1,140,987)		0
0	0	0	(16)	0	Parking Tax	(570,140)	(560,000)	(544,548)	(16)	(10,140)
(\$4,695,919)	(\$5,171,638)	(\$3,669,236)	(9)	\$475,719		(\$11,588,345)	(\$12,305,664)	(\$11,400,815)	(9)	\$717,319
INCREASE (DECREASE) IN CASH FROM OPERATIONS										
\$61,189	(\$890,823)	\$470,943		\$952,012		\$2,896,016	\$444,766	\$1,368,940		\$2,451,250
FACILITY IMPROVEMENT / NOISE MITIGATION TRANSACTIONS										
CASH DISBURSEMENTS										
\$0	(\$10,000)	(\$250)	(17)	\$10,000	Sound Insulation Program Costs	(\$512)	(\$30,000)	(\$1,370)	(17)	\$29,488
(834,247)	(913,000)	(1,178,458)	(18)	78,753	Other Facility Improvement Program Project Costs	(3,272,876)	(2,051,000)	(3,594,679)	(18)	(1,221,876)
(\$834,247)	(\$923,000)	(\$1,178,708)		\$88,753		(\$3,273,388)	(\$2,081,000)	(\$3,596,049)		(\$1,192,388)
CASH RECEIPTS FROM FUNDING SOURCES										
\$0	\$8,059	\$0	(17)	(\$8,059)	FAA Grants - Sound Insulation Program	\$0	\$24,177	\$0	(17)	(\$24,177)
470,955	419,068	395,820	(19)	51,887	FAA Grants - Facility Improvement Program	2,041,944	685,016	395,820	(19)	1,356,928
30,597	8,000	0	(20)	22,597	Other Grants	30,597	36,000	7,057	(20)	(5,403)
3,401,446	216,958	0	(21)	3,184,488	Passenger Facility Charge Receipts/Reserves	3,401,446	579,063	107,964	(21)	2,822,383
278,047	270,915	868,485	(22)	7,132	Facility Development Fund (Authority Reserves)	516,663	756,744	1,871,111	(22)	(240,081)
\$4,181,045	\$923,000	\$1,264,305		\$3,258,045		\$5,990,650	\$2,081,000	\$2,381,952		\$3,909,650
INCREASE (DECREASE) - FACILITY / NOISE										
\$3,346,798	\$0	\$85,597		\$3,346,798	MITIGATION TRANSACTIONS	\$2,717,262	\$0	(\$1,214,097)		\$2,717,262
\$3,407,987	(\$890,823)	\$556,540		\$4,298,810	NET ACTIVITY VS. BUDGET	\$5,613,278	\$444,766	\$154,843		\$5,168,512
(\$278,047)	(\$270,915)	(\$868,485)		(\$7,132)	LESS USE OF AUTHORITY RESERVES	(\$516,663)	(\$756,744)	(\$1,871,111)		\$240,081
NET INCREASE (DECREASE) IN CASH - TOTAL										
\$3,129,940	(\$1,161,738)	(\$311,945)		\$4,291,678	(see note below)	\$5,096,615	(\$311,978)	(\$1,716,268)		\$5,408,593

Notes: The FY 2018 adopted budget approved use of \$4,680,000 of Authority Reserves to provide funding for the airport share of capital projects. See additional discussion at note 22.

BURBANK-GLENDALE-PASADENA AIRPORT AUTHORITY

NOTES TO SCHEDULE OF CASH RECEIPTS AND DISBURSEMENTS MONTH AND THREE MONTH ENDED SEPTEMBER 30, 2017 & 2016

General Comments

The Schedule of Cash Receipts and Disbursements ("Schedule") represents the cash basis activity for the month and fiscal year-to-date ("FYTD") compared to the allocation of the annual adopted budget.

The Schedule consists of two sections: Operating Activity and Facility Improvement/Noise Mitigation Transactions. Receipts are shown as positive amounts and disbursements as negative amounts. Favorable budget variances are shown as positive amounts and unfavorable variances as negative amounts. Because this Schedule is on a cash basis, cash timing differences may contribute to budget variances.

The Operating Activity receipts include charges for services (parking, landing fees and concessions), tenant rents, fuel flowage fees, other revenues and investment receipts. The Operating Activity disbursements include costs of services, materials, contracts, personnel and debt service.

Facility Improvement / Noise Mitigation Transactions represent the activity for the Authority's capital program, which consists of the Sound Insulation Program and Other Facility Improvement Program Projects.

The FY 2018 Capital Program expenditures are primarily funded by the following sources:

- FAA-approved Passenger Facility Charge ("PFC") program receipts/reserves;
- Grants;
- Facility Development Funds (Authority Reserves).

The notes below provide additional information regarding the performance results detailed in the "Schedule of Cash Receipts and Disbursements."

A Supplemental Schedule of Cash Receipts and Disbursements reflecting the activities related to the Series 2012 Bond debt service and repayment to the Authority of the loans provided to the Rent-A-Car Companies ("RACs") for the Regional Intermodal Transportation Center / Consolidated Rental Car Facility is also presented.

NOTE (1) - Cash Receipts from Operations

Cash receipts from operations are ahead of budget FYTD September. On an accrual basis, operating revenues are favorably ahead of budget FYTD September by \$1,401,055. See notes 2 through 8 for additional information regarding operating receipts.

NOTE (2) - Landing/Fuel Fees

Landing fees are based on landed weight of the aircraft. Fuel fees are charged at a rate of \$0.05 a gallon to non-signatory air carriers for fuel loaded at BUR. Landing fees and fuel fees performed ahead of the budget forecast FYTD September. Accrual basis revenues for this line item are ahead of budget FYTD September by \$119,774.

NOTE (3) - Parking Fees

Parking fee revenues are performing ahead of the budget forecast. Accrual basis parking fees are \$455,751 ahead of budget FYTD September.

NOTE (4) - Rental Receipts - Terminal Building

Terminal Building rental receipts exceed the budget FYTD September due to the timing of receipts and additional concession revenues received above the minimum annual guarantee. Accrual basis terminal building rents are \$352,976 ahead of budget FYTD September. The positive FYTD September passenger growth of 14.25% has contributed to achieving the favorable performance results.

(Continued)

BURBANK-GLENDALE-PASADENA AIRPORT AUTHORITY

NOTES TO SCHEDULE OF CASH RECEIPTS AND DISBURSEMENTS MONTH AND THREE MONTH ENDED SEPTEMBER 30, 2017 & 2016

NOTE (5) – Rental Receipts - Other Buildings

Other Buildings rental receipts exceed the budget FYTD September partially due to the timing of receipts. Accrual basis other building receipts are \$151,289 ahead of budget FYTD September.

NOTE (6) – Ground Transportation

This category consists of off-airport access fees and TNC activity. Ground Transportation receipts exceed the budget FYTD September. Accrual basis ground transportation receipts are \$118,968 ahead of budget FYTD September primarily due to TNC activity.

NOTE (7) – Other Receipts

This category consists primarily of film location revenues. Accrual basis other receipts are \$125,989 ahead of budget FYTD September.

NOTE (8) – Investment Receipts - Treasurer

This line item represents cash received from the investment of funds. These receipts fluctuate in response to interest rate and portfolio balance changes and the timing of coupon payments and individual investment maturities and sales. Accrual basis investment income, including the interest earned on loans to Rent-A-Car Companies, exceeds by \$76,308 FYTD September.

NOTE (9) – Cash Disbursements from Operations

Overall operating disbursements are favorably under budget FYTD September. On an accrual basis operating disbursements are favorably within budget parameters. See additional information on operating disbursements in notes 10 through 16.

NOTE (10) – Administrative Supplies & Costs

This line item includes office supplies, printing, postage and delivery, office equipment service and lease, recruiting, membership, uniform, Commission meeting, conference and training costs.

NOTE (11) – Operating Supplies & Maintenance

This line item includes utilities, fuel, general repairs and maintenance, landscaping, supplies and telephone costs.

NOTE (12) – Contractual Operating Costs

This line item includes various contractual operating costs such as ARFF services, janitorial services, systems and vehicle repair, parking operations and the TBI Airport Management contract costs.

NOTE (13) – Contractual Professional Services

This line item includes various professional services such as legal, auditing, noise, financial and insurance.

NOTE (14) – Wages and Benefits

Wages and Benefits consist of payroll and fringe benefit costs for the Airport Police officers, and include the impact of the terms of the new Memorandum of Understanding effective February 2017. Wages and benefits include overtime for film location services which are recovered through the related film revenue.

NOTE (15) – Other Operating Costs

This line item includes public relations/advertising, air service retention, license and permits and bad debt expense.

(Continued)

BURBANK-GLENDALE-PASADENA AIRPORT AUTHORITY

NOTES TO SCHEDULE OF CASH RECEIPTS AND DISBURSEMENTS MONTH AND THREE MONTH ENDED SEPTEMBER 30, 2017 & 2016

NOTE (16) – Parking Tax

The 12% City of Burbank parking tax is paid quarterly for the prior three-month period. July 2017 remittance, in the amount of \$570,140, covers parking activity for the months of April, May and June 2017. The next remittance, in the amount of \$557,459, covers parking activity for the months of July, August and September 2017 and is due in October 2017.

NOTE (17) – Sound Insulation Program

The Sound Insulation program is funded primarily through FAA Airport Improvement Program ("AIP") grants and and Passenger Facility Charge ("PFC") revenues. In November 2016, the FAA issued a Record of Approval on the Part 150 Study. Staff is currently working with FAA on obtaining a noise discretionary grant, the receipt of which will facilitate the restart of the program.

NOTE (18) – Other Facility Improvement Program Projects

Other Facility Improvement Program Projects costs exceed the budget FYTD September by \$1,221,876. FYTD September expenditures consist primarily of FY 2017 expenditures (\$1,608,491) relating to Runway 8/26 and EMAS Rehabilitation Project which were completed at fiscal year-end 2017.

NOTE (19) – FAA Grants – Other Facility Improvement Program Projects

FY 2018 FAA Grants – Other Facility Improvement Program Projects are budgeted to partially fund the Runway 15/33 Rehabilitation Project and Taxiway C & D and GA Ramp Rehabilitation Design. FYTD September FAA Grants receipts are primarily related to Runway 8/26 and EMAS Rehabilitation which were completed at fiscal year-end 2017.

NOTE (20) – Other Grants

Other grants represent federal grants, other than FAA AIP grants, and local grants that fund or partially fund the Ground Access Study.

NOTE (21) – Passenger Facility Charge Receipts/Reserves

A number of capital projects are budgeted to be funded or partially funded by Passenger Facility Charges, including the Runway 15/33 Rehabilitation Project, Taxiway C & D and GA Ramp Rehabilitation Design, and certain eligible costs related to the Replacement Terminal Project. FYTD September PFC receipts are related primarily to the reimbursement of eligible costs already incurred in association with the Runway 8/26, EMAS Rehabilitation and Taxiway B Rehabilitation. The Authority received approval in September 2017 of a PFC application therefore allowing for the reimbursement of these project payments.

NOTE (22) – Facility Development Fund (Authority Reserves)

The FY 2018 adopted budget programmed the use of Authority Reserves as a funding source for the airport share of capital projects.

BURBANK-GLENDALE-PASADENA AIRPORT AUTHORITY
SUPPLEMENT SCHEDULE OF CASH RECEIPTS AND DISBURSEMENTS
REGIONAL INTERMODAL TRANSPORTATION CENTER / CONSOLIDATED RENTAL CAR FACILITY PAYMENTS AND COLLECTIONS
MONTH AND THREE MONTH ENDED SEPTEMBER 30, 2017 & 2016

Monthly Performance					September 2017	Fiscal YTD Performance (July 2017 - September 2017)				
Actual \$ Sep 2017	Budget Sep 2017	Actual \$ Prior Year Sep 2016	Note	Variance Actual Vs. Budget		Actual \$ Fiscal YTD	Fiscal YTD Budget	Actual \$ Prior Year Fiscal YTD	Note	Variance Actual Vs. Budget
\$487,871	\$420,000	\$464,969	(1)	\$67,871	Customer Facility Charge Receipts	\$1,527,981	\$1,260,000	\$1,400,035	(1)	\$267,981
87,577	87,577	84,642	(2)	0	Facility Rent	264,647	262,731	299,559	(2)	1,916
(486,250)	(486,250)	(486,130)		0	Payments to Bond Trustee for 2012 Bond Debt Service	(1,458,750)	(1,458,750)	(1,458,390)		0
(21,327)	(21,327)	(24,458)	(3)	0	Loan Principal Repayments to the Authority	(64,449)	(63,981)	(86,561)	(3)	(468)
<u>\$67,871</u>	<u>\$0</u>	<u>\$39,023</u>	<u>(4)</u>	<u>\$67,871</u>		<u>\$269,429</u>	<u>\$0</u>	<u>\$154,643</u>	<u>(4)</u>	<u>\$269,429</u>

General Comments

The debt service on the 2012 Revenue Bonds and the repayment to the Authority of the loans to the Rent-A-Car Companies ("RACs") is payable from Customer Facility Charges ("CFCs") and Facility Rents. Under the terms of the Bond Indenture, as amended, all CFCs collected subsequent to July 1, 2014 are remitted to the Bond Trustee for the 2012 Bond debt service.

On July 1, 2014, the terms and conditions of the Non-Exclusive Concession and Lease Agreement with the respective Rent-A-Car Companies became effective, including the collection of Facility Rent.

Note (1) – Customer Facility Charge ("CFC") Receipts

CFCs of \$6 per day per transaction, up to a maximum of five days, are collected and applied to the 2012 Bond debt service. CFCs received in FYTD September exceeded the budget due to better than expected car rental activity.

Note (2) – Facility Rent

Facility Rent exceeds the budget FYTD September due to the timing of receipts.

Note (3) – Loan Principal Repayments to the Authority

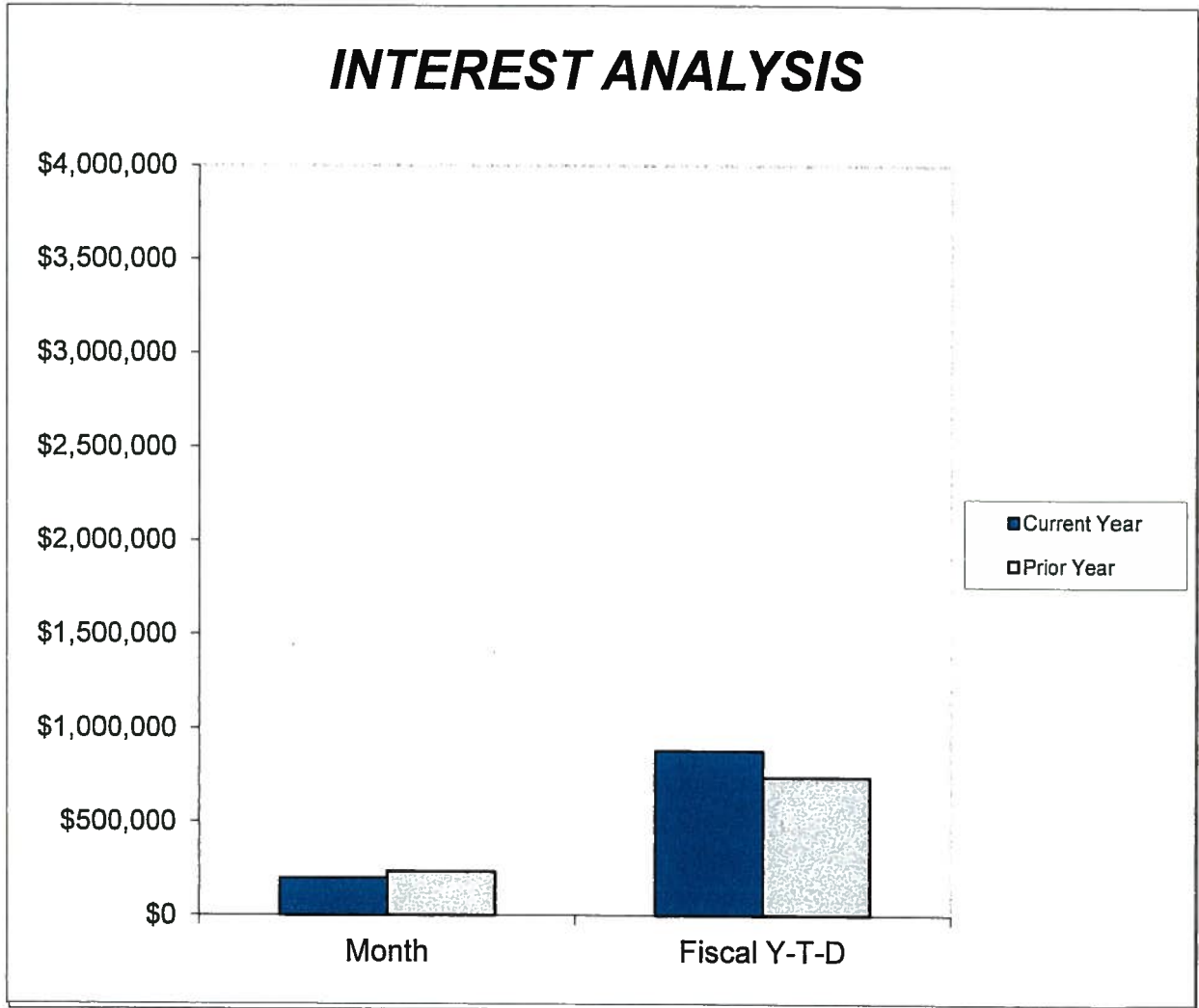
Repayments of the loan principal to the Authority from the Rent-A-Car Companies exceed the budget FYTD September due to timing of receipts. The principal portion of the payment will be deposited as reimbursement to the Authority's Facility Development Fund. The interest portion of the loan repayment is recorded as investment income.

Note (4) – Net RITC / ConRAC Facility Payments and Collections

A positive amount in this line indicates that cash has been received above the required payment obligations. At fiscal year-end, upon conclusion of the required reconciliation, any excess surplus accumulated will be evaluated and applied toward the allowed uses under the terms and conditions of the Non-Exclusive Concession and Lease Agreement with the Rent-A-Car Companies.

In the event of a shortfall of receipts to meet the required payment obligations (i.e., CFC collections perform under budget projections), the Authority holds the right to adjust the Facility Rent paid by the rental car companies on a 30-day notice.

Burbank-Glendale-Pasadena Airport Authority



	September 2017	September 2016
Interest Receipts - - Month	\$195,939	\$233,067
Interest Receipts - - Fiscal Y-T-D	\$876,558	\$737,647
Month End Portfolio Balance	\$217,824,256	\$213,956,011
Yield to Maturity	1.42%	0.86%

Supplement to the September 2017 Treasurer's Report

September 2017 Cash Disbursements

Facility Improvement / Noise Mitigation Transactions

BURBANK-GLENDALE-PASADENA AIRPORT AUTHORITY					
FY 2018 Cash Disbursements - Facility Improvement / Noise Mitigation Transactions					
PROJECT DESCRIPTION	Annual Budgeted Cost	FYTD 2018 (July - Sept.) Budgeted Cost	FYTD 2018 (July - Sept.) Cash Basis Cost	FYTD 2018 (July - Sept.) Budget Variance Fav. / (Unfav.)	Project Status FYTD 2018 -September
BUILDING IMPROVEMENTS					
Hangar #34 Roof Replacement	\$ 485,000	\$ 30,000	\$ 3,746	\$ 26,254	Contract awarded Sept. 2017
Maintenance Bldg. Electrical Upgrade	225,000	110,000	47,044	62,956	Project underway
Building #36 Server Room Upgrade	100,000	100,000	75,554	24,446	Project underway
Terminal High Voltage Electrical Upgrades	250,000	15,000	-	15,000	Project under review
Minor Building Improvements	250,000	25,000	20,621	4,379	Projects underway
Hangar Floor Rehabilitation	-	-	602	(602)	Funded with FY 2009 insurance settlement
TOTAL BUILDING IMPROVEMENTS	\$ 1,310,000	\$ 280,000	\$ 147,566	\$ 132,434	
OTHER IMPROVEMENTS					
Airport Branding: Infrastructure / Sign Mods.	250,000	55,000	\$ 27,278	\$ 27,722	Project underway
Reclaimed Water Connection and Hydrant	-	-	110,167	(110,167)	Accrued FY 2017 project
Emergency Back-up Generator Replacement	-	-	19,535	(19,535)	Accrued FY 2017 project
Terminal Baggage Phase 2 (TSA OTA)	-	-	1,940	(1,940)	TSA reimbursable
TOTAL OTHER IMPROVEMENTS	\$ 250,000	\$ 55,000	\$ 158,920	\$ (103,920)	
IT / COMMUNICATIONS / SECURITY					
Access Control / IET Replacement	\$ 200,000	\$ -	\$ -	\$ -	IET Replacement - P.O awarded Oct. 2017
DVSS Camera Replacement	100,000	85,000	81,254	3,746	On going replacement project
Network Switch Replacement	100,000	10,000	-	10,000	Switch replacements anticipated during year
Primary LAN Blade Server Replacements	80,000	-	-	-	Server replacements anticipated during year
TOTAL IT / COMMUNICATIONS / SECURITY	\$ 480,000	\$ 95,000	\$ 81,254	\$ 13,746	
EQUIPMENT					
Parking Revenue Control Equipment - Valet	\$ 185,000	\$ -	\$ -	\$ -	Pending Parking RFQ/P
Airfield Maintenance Equipment	425,000	-	-	-	Pending PFC application approval
TOTAL EQUIPMENT	\$ 610,000	\$ -	\$ -	\$ -	
RUNWAY / TAXIWAY / ROADWAY PROJECTS					
Runway 15-33 Rehabilitation	\$ 11,300,000	\$ 820,000	\$ 555,744	\$ 264,256	Project underway
Taxiway C&D and GA Ramp Rehab. Design	900,000	30,000	2,915	27,085	Design contract awarded - project underway
Ramp/Taxilane Rehabilitation	700,000	15,000	41	14,959	Project underway
Airside Paving Replacement	350,000	15,000	-	15,000	Project under planning review
Landside Paving Replacement	360,000	15,000	-	15,000	Project under planning review
Public Parking Lot Improvements	200,000	15,000	122	14,878	Project under planning review
Runway 8-26 and EMAS Rehabilitation	-	-	1,608,491	(1,608,491)	Accrued FY 2017 project
Airfield Lighting Improvement	-	-	220	(220)	Accrued FY 2017 project
TOTAL RUNWAY / TAXIWAY / ROADWAY	\$ 13,810,000	\$ 910,000	\$ 2,167,533	\$ (1,257,533)	
NOISE MITIGATION					
Residential Acoustical Treatment Program	\$ 1,000,000	\$ 30,000	\$ 512	\$ 29,488	Pending award of FAA grant
TOTAL NOISE MITIGATION	\$ 1,000,000	\$ 30,000	\$ 512	\$ 29,488	
DEVELOPMENT					
Replacement Terminal Development	\$ 3,100,000	\$ 675,000	\$ 594,540	\$ 80,460	Ongoing including FY 2017 accrued costs
Transportation Planning	100,000	36,000	21,326	14,674	Ongoing
RITC Public Art	-	-	600	(600)	CFC Reimbursable
RPZ Land Acquisition: Hollyona Property	-	-	191	(191)	Deferred
TOTAL DEVELOPMENT	\$ 3,200,000	\$ 711,000	\$ 616,657	\$ 94,343	
O & M CAPITAL	\$ 296,200	\$ -	\$ 100,946	\$ (100,946)	Lower value O & M projects - ongoing
Total	\$20,956,200	\$ 2,081,000	\$ 3,273,388	\$ (1,192,388)	



DRAFT

November 13, 2017

Burbank-Glendale-Pasadena Airport Authority
2627 Hollywood Way
Burbank, CA 91505

Dear Commissioners:

The attached report, covering the month of August 2017, fulfills the legal requirements of the California Code and our Investment Policy. Based on projected income and expenses, as well as investment liquidity, there will be sufficient funds available to meet the needs of the Airport Authority for the six month period following the date of the attached report.

Sincerely,

[To be signed]

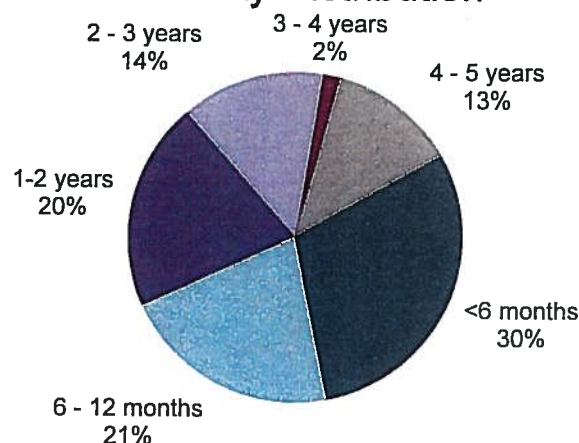
Ross Selvidge, Ph.D.
Treasurer

Attachments

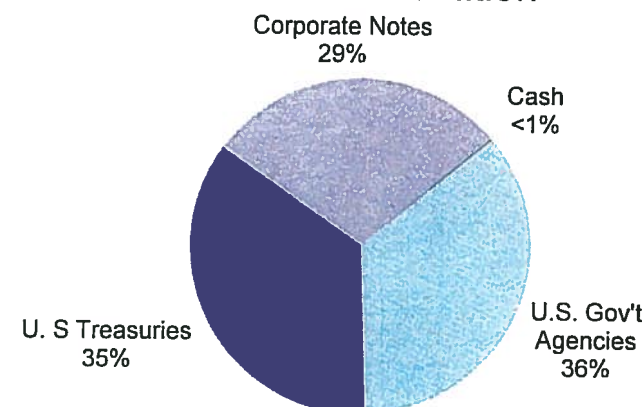
Operating Portfolio Investment Guidelines Conformance as of August 31, 2017

	Legal Max Maturity	Actual Max Maturity	Policy Maximum	Policy Actual
U.S. Gov Agencies	5 Years	4.60 Years	70%	36%
Corporate Notes	5 Years	4.50 Years	30%	29%
LAIF	N/A	N/A	\$20 mil	N/A
Bankers Acceptances	6 Months	N/A	15%	N/A
Negotiable Certificates of Deposit	5 Years	N/A	15%	N/A
Non-Negotiable Certificates of Deposit	5 Years	N/A	15%	N/A
Commercial Paper	270 Days	N/A	15%	N/A
Repurchase Agreements	1 Year	N/A	10%	N/A
Money Market Fund	N/A	N/A	15%	<1%
U.S. Gov Securities (Treasuries)	5 Years	4.92 Years	No Limit	35%

Maturity Distribution



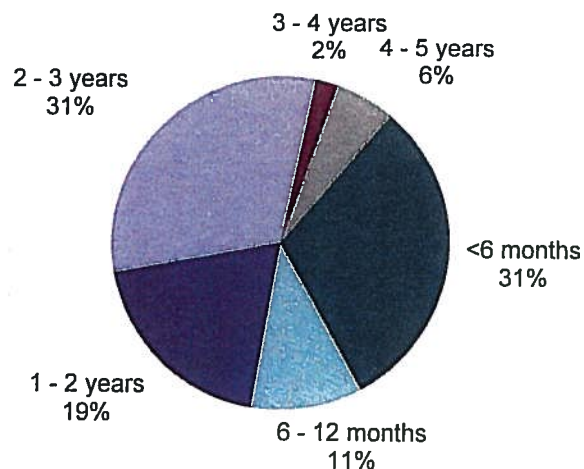
Sector Allocation



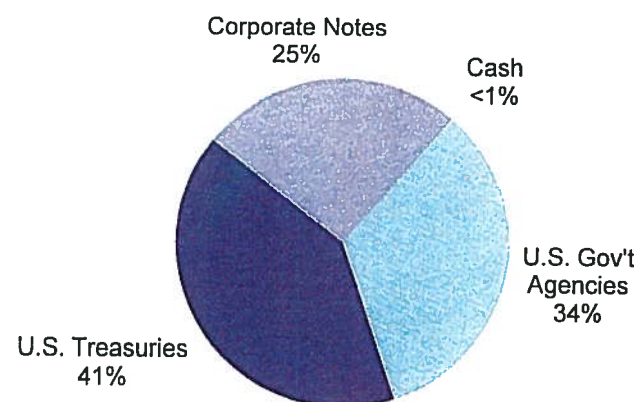
PFC Portfolio Investment Guidelines Conformance as of August 31, 2017

	Legal Max Maturity	Actual Max Maturity	Policy Maximum	Policy Actual
U.S. Gov Agencies	5 Years	4.25 Years	70%	34%
Corporate Notes	5 Years	4.46 Years	30%	25%
LAIF	N/A	N/A	\$20 mil	N/A
Bankers Acceptances	6 Months	N/A	15%	N/A
Negotiable Certificates of Deposit	5 Years	N/A	15%	N/A
Non-Negotiable Certificates of Deposit	5 Years	N/A	15%	N/A
Commercial Paper	270 Days	N/A	15%	N/A
Repurchase Agreements	1 Year	N/A	10%	N/A
Money Market Fund	N/A	N/A	15%	<1%
U.S. Gov Securities (Treasuries)	5 Years	4.42 Years	No Limit	41%

Maturity Distribution



Sector Allocation



Burbank-Glendale-Pasadena Airport Authority - Operating Account
Statement of Investments
As of 08/31/17

Purchase Date	Type of Investment	CUSIP	Coupon	Maturity Date	Eff. Mat. Date	Par Value	Purchase Cost	Market Value	Unrealized Gain/Loss	YTM	Days to Eff. Mat.	% Mkt Value
08/31/17	Columbia Treasury Reserves	097101307	0.000	08/31/17	08/31/17	\$ 130,091	\$ 130,091	\$ 130,091	\$ -	0.00%	0	0.06%
03/02/16	Johnson & Johnson	478160BW3	1.586	03/01/19	09/01/17	1,500,000	1,502,346	1,505,097	2,751	1.38%	1	0.72%
04/28/16	American Express Credit Corp	0258M0DY2	2.292	09/14/20	09/14/17	1,000,000	1,007,630	1,016,324	8,694	1.85%	14	0.49%
07/14/16	Duke Energy Florida LLC	341099CG2	5.800	09/15/17	09/15/17	675,000	713,016	675,740	(37,276)	2.90%	15	0.32%
04/25/16	Home Depot Inc	437076BJ0	1.616	09/15/17	09/15/17	1,000,000	1,003,966	1,000,100	(3,866)	1.37%	15	0.48%
03/20/17	Citigroup Inc	17325FAB4	1.614	03/20/19	09/20/17	450,000	450,000	450,383	383	1.62%	20	0.22%
04/19/16	FFCB	3133EEZ52	1.265	03/22/18	09/22/17	5,000,000	4,986,879	5,004,860	17,981	1.10%	22	2.40%
09/29/15	FNMA Bench	3135G0ZL0	1.000	09/27/17	09/27/17	3,000,000	3,016,945	2,999,760	(17,185)	1.11%	27	1.44%
04/19/16	Treasury Note	912828TS9	0.625	09/30/17	09/30/17	7,750,000	7,743,340	7,746,670	3,330	1.15%	30	3.72%
12/08/14	General Electric Capital Corp	36962G6X7	2.009	04/02/18	10/02/17	1,690,000	1,707,900	1,695,785	(12,115)	1.46%	32	0.81%
01/21/16	Oracle Corporation	68389XAR6	1.884	01/15/19	10/15/17	1,170,000	1,173,824	1,177,940	4,116	1.43%	45	0.57%
07/08/15	Wells Fargo & Company	94974BFK1	1.943	04/23/18	10/23/17	1,500,000	1,502,735	1,505,201	2,466	1.43%	53	0.72%
11/02/12	Treasury Note	912828TW0	0.750	10/31/17	10/31/17	10,950,000	10,952,602	10,943,222	(9,380)	1.12%	61	5.25%
05/06/16	Apple Inc	037833AP5	1.612	05/06/19	11/06/17	1,200,000	1,196,747	1,205,198	8,451	1.38%	67	0.58%
06/01/16	Praxair Inc	74005PBC7	1.050	11/07/17	11/07/17	685,000	683,718	684,515	797	1.43%	68	0.33%
04/19/16	FHLB	3133XMQ87	5.000	11/17/17	11/17/17	2,500,000	2,665,725	2,520,180	(145,545)	1.15%	78	1.21%
09/10/14	FHLMC Reference Notes	3137EABA6	5.125	11/17/17	11/17/17	5,200,000	5,834,036	5,243,602	(590,434)	1.13%	78	2.52%
05/26/17	QualComm Inc	747525AQ6	1.766	05/20/20	11/26/17	850,000	850,915	854,859	3,944	1.58%	87	0.41%
10/07/14	Metlife Inc	59156RBK3	1.903	12/15/17	12/15/17	800,000	805,636	800,649	(4,987)	1.61%	106	0.38%
05/06/14	Bank of New York Mellon Corp	06406HCE7	1.300	01/25/18	12/25/17	1,000,000	992,963	999,353	6,390	1.46%	116	0.48%
04/19/16	FHLMC Reference Notes	3137EADN6	0.750	01/12/18	01/12/18	3,750,000	3,748,050	3,744,780	(3,270)	1.13%	134	1.80%
08/07/15	Fifth Third Bank	31677QAV1	1.450	02/28/18	01/28/18	1,000,000	996,120	999,467	3,347	1.56%	150	0.48%
12/23/13	FNMA Benchmark Notes	3135G0TG8	0.875	02/08/18	02/08/18	6,000,000	5,904,390	5,992,008	87,618	1.18%	161	2.88%
11/18/15	Exxon Mobil Corp	30231GAL6	1.305	03/06/18	03/06/18	700,000	701,862	699,675	(2,187)	1.40%	187	0.34%
09/07/16	Coca-Cola Company (The)	191216BA7	1.150	04/01/18	04/01/18	1,450,000	1,452,871	1,448,077	(4,794)	1.38%	213	0.70%
06/27/16	FHLB	3130A4GJ5	1.125	04/25/18	04/25/18	1,520,000	1,530,579	1,519,182	(11,397)	1.21%	237	0.73%
09/25/15	Boeing Co	097023BE4	0.950	05/15/18	05/15/18	944,000	938,314	940,584	2,270	1.47%	257	0.45%
03/11/14	Merck & Co Inc	58933YAG0	1.300	05/18/18	05/18/18	1,350,000	1,339,553	1,348,823	9,270	1.42%	260	0.65%
06/29/16	Chevron Corp	166764AE0	1.718	06/24/18	05/24/18	900,000	908,865	901,564	(7,301)	1.50%	266	0.43%
12/03/14	Treasury Note	912828VE7	1.000	05/31/18	05/31/18	13,010,000	12,972,601	12,989,460	16,859	1.21%	273	6.24%
08/05/15	FHLMC	3137EABP3	4.875	06/13/18	06/13/18	5,500,000	6,011,095	5,653,940	(357,155)	1.27%	286	2.71%
07/06/15	Southern California Gas Company	842434CN0	1.550	06/15/18	06/15/18	1,175,000	1,182,360	1,173,840	(8,520)	1.68%	288	0.56%
04/19/16	Treasury Note	912828XK1	0.875	07/15/18	07/15/18	7,750,000	7,762,715	7,725,785	(36,930)	1.24%	318	3.71%
04/19/16	FNMA Benchmark Notes	3135G0E33	1.125	07/20/18	07/20/18	3,750,000	3,771,825	3,745,305	(26,520)	1.27%	323	1.80%
07/06/15	Nevada Power Company	641423BW7	6.500	08/01/18	08/01/18	1,050,000	1,189,265	1,095,719	(93,546)	1.69%	335	0.53%

Burbank-Glendale-Pasadena Airport Authority - Operating Account
Statement of Investments
As of 08/31/17

Purchase Date	Type of Investment	CUSIP	Coupon	Maturity Date	Eff. Mat. Date	Par Value	Purchase Cost	Market Value	Unrealized Gain/Loss	YTM	Days to Eff. Mat.	% Mkt Value
08/07/15	3M Company	88579YAP6	1.375	08/07/18	08/07/18	900,000	898,398	899,959	1,561	1.38%	341	0.43%
12/18/15	Berkshire Hathaway Finance Corp	084664BY6	2.000	08/15/18	08/15/18	1,550,000	1,577,051	1,557,367	(19,684)	1.50%	349	0.75%
08/18/15	Treasury Note	912828RE2	1.500	08/31/18	08/31/18	6,400,000	6,482,133	6,415,500	(66,633)	1.26%	365	3.08%
04/19/16	FNMA	3135G0E58	1.125	10/19/18	10/19/18	3,750,000	3,772,538	3,742,871	(29,667)	1.29%	414	1.80%
12/24/15	Simon Property Group LP	828807CQ8	2.200	02/01/19	11/01/18	950,000	961,032	956,314	(4,718)	1.72%	427	0.46%
11/03/15	Microsoft Corporation	594918BF0	1.300	11/03/18	11/03/18	650,000	649,898	649,623	(275)	1.35%	429	0.31%
04/13/16	Commonwealth Edison Company	202795JC5	2.150	01/15/19	12/15/18	1,000,000	1,018,088	1,005,359	(12,729)	1.75%	471	0.48%
09/25/15	Manufacturers & Traders Trust Co	55279HAE0	2.300	01/30/19	12/30/18	1,000,000	1,013,451	1,007,105	(6,346)	1.79%	486	0.48%
12/01/15	Treasury Note	912828A75	1.500	12/31/18	12/31/18	500,000	503,516	501,437	(2,079)	1.28%	487	0.24%
06/10/16	John Deere Capital Corp	24422ETE9	1.950	01/08/19	01/08/19	1,200,000	1,222,064	1,207,051	(15,013)	1.51%	495	0.58%
07/01/15	Treasury Note	912828SD3	1.250	01/31/19	01/31/19	4,000,000	4,003,594	3,998,123	(5,471)	1.28%	518	1.92%
01/14/16	IBM Corp	459200HT1	1.950	02/12/19	02/12/19	1,150,000	1,164,229	1,156,707	(7,522)	1.54%	530	0.56%
02/26/16	Cisco Systems Inc	17275RAE2	4.950	02/15/19	02/15/19	1,050,000	1,156,947	1,100,216	(56,731)	1.61%	533	0.53%
06/30/16	Treasury Note	912828P53	0.750	02/15/19	02/15/19	5,000,000	5,008,984	4,961,330	(47,654)	1.29%	533	2.38%
01/21/15	Union Pacific Corporation	907818DW5	2.250	02/15/19	02/15/19	1,050,000	1,078,576	1,059,826	(18,750)	1.60%	533	0.51%
07/11/16	JP Morgan Chase & CO	46625HQU7	1.850	03/22/19	02/22/19	1,900,000	1,921,250	1,902,687	(18,563)	1.76%	540	0.91%
09/15/14	Unitedhealth Group Inc	91324PCB6	1.625	03/15/19	03/15/19	720,000	706,025	719,442	13,417	1.68%	561	0.35%
12/07/15	FHLMC	3137EACA5	3.750	03/27/19	03/27/19	3,500,000	3,763,900	3,630,200	(133,700)	1.35%	573	1.74%
04/16/16	Lowe's Companies Inc	548661DL8	1.150	04/15/19	04/15/19	1,000,000	998,565	993,623	(4,942)	1.55%	592	0.48%
09/12/14	Public Service Electric And Gas	74456QBG0	1.800	06/01/19	05/01/19	1,129,000	1,122,407	1,127,857	5,450	1.86%	608	0.54%
12/08/14	Target Corporation	87612EBB1	2.300	06/26/19	06/26/19	1,005,000	1,027,143	1,017,000	(10,143)	1.63%	664	0.49%
11/01/16	Treasury Note	912828WWW6	1.625	07/31/19	07/31/19	2,600,000	2,646,008	2,614,576	(31,432)	1.33%	699	1.26%
03/17/15	FNMA Bench	3135G0ZG1	1.750	09/12/19	09/12/19	4,500,000	4,545,910	4,530,866	(15,044)	1.41%	742	2.18%
10/30/16	Honeywell International Inc	438516BJ4	1.400	10/30/19	10/30/19	250,000	249,803	248,560	(1,243)	1.67%	790	0.12%
04/01/16	Treasury Note	912828F62	1.500	10/31/19	10/31/19	3,905,000	3,970,134	3,917,458	(52,676)	1.35%	791	1.88%
11/07/16	Procter & Gamble Company	742718EG0	1.900	11/01/19	11/01/19	1,325,000	1,348,771	1,333,758	(15,013)	1.59%	792	0.64%
05/26/15	Arizona Public Service Company	040555CR3	2.200	01/15/20	12/15/19	1,000,000	1,006,693	1,005,903	(790)	1.94%	836	0.48%
01/19/16	Treasury Note	912828G95	1.625	12/31/19	12/31/19	4,250,000	4,326,504	4,275,615	(50,889)	1.36%	852	2.05%
04/21/16	Pepsico Inc	713448BN7	4.500	01/15/20	01/15/20	1,300,000	1,445,831	1,387,715	(58,116)	1.59%	867	0.67%
04/28/17	FNMA	3135G0A78	1.625	01/21/20	01/21/20	4,725,000	4,743,801	4,744,146	345	1.45%	873	2.28%
04/25/16	Medtronic Inc	585055BG0	2.500	03/15/20	03/15/20	1,200,000	1,241,267	1,220,432	(20,835)	1.81%	927	0.59%
05/08/15	United Technologies Corporation	913017BR9	4.500	04/15/20	04/15/20	1,150,000	1,283,710	1,224,089	(59,621)	1.97%	958	0.59%
05/11/17	Intel Corp	458140AZ3	1.850	05/11/20	05/11/20	1,000,000	999,620	1,003,503	3,883	1.72%	984	0.48%
03/08/16	Public Service Company of Colorado	744448CD1	3.200	11/15/20	05/15/20	1,080,000	1,135,784	1,118,727	(17,057)	2.04%	988	0.54%
05/04/17	State Street Corporation	857477AS2	2.550	08/18/20	08/18/20	1,150,000	1,174,001	1,173,043	(958)	1.85%	1083	0.56%

Burbank-Glendale-Pasadena Airport Authority - Operating Account
Statement of Investments
As of 08/31/17

Purchase Date	Type of Investment	CUSIP	Coupon	Maturity Date	Eff. Mat. Date	Par Value	Purchase Cost	Market Value	Unrealized Gain/Loss	YTM	Days to Eff. Mat.	% Mkt Value
02/21/17	Ace InA Holdings Inc	00440EAT4	2.300	11/03/20	10/03/20	1,000,000	1,000,960	1,009,249	8,289	2.00%	1129	0.48%
04/21/16	Travelers Cos Inc	89417EAG4	3.900	11/01/20	11/01/20	900,000	984,933	951,037	(33,896)	2.04%	1158	0.46%
12/05/16	PNC Bank NA	6935REW4	2.150	04/29/21	03/30/21	1,200,000	1,185,804	1,202,894	17,090	2.08%	1307	0.58%
12/23/16	Federal Home Loan Banks	3130AABG2	1.875	11/29/21	11/29/21	7,000,000	6,925,456	7,059,395	133,939	1.67%	1551	3.39%
01/23/17	Pfizer Inc	717081DZ3	2.200	12/15/21	12/15/21	1,500,000	1,498,845	1,516,257	17,412	1.94%	1567	0.73%
01/23/17	Comcast Corporation	20030NBV2	1.625	01/15/22	12/15/21	1,500,000	1,437,899	1,469,865	31,966	2.11%	1567	0.71%
06/23/17	FHLMC	3137EADB2	2.375	01/13/22	01/13/22	4,500,000	4,613,234	4,623,777	10,543	1.72%	1596	2.22%
02/03/17	Treasury Note	912828H86	1.500	01/31/22	01/31/22	1,700,000	1,665,765	1,688,230	22,465	1.66%	1614	0.81%
02/21/17	Walt Disney Co	25468PCT1	2.550	02/15/22	02/15/22	1,200,000	1,207,587	1,221,304	13,717	2.13%	1629	0.59%
04/17/17	BB&T Corp	05531FAX1	2.750	04/01/22	03/01/22	1,000,000	1,009,059	1,025,586	16,527	2.16%	1643	0.49%
05/18/17	Federal National Mortgage Association	3135G0T45	1.875	04/05/22	04/05/22	4,500,000	4,502,731	4,527,558	24,827	1.74%	1678	2.17%
08/01/17	Treasury Note	912828XQ8	2.000	07/31/22	07/31/22	1,300,000	1,309,851	1,317,278	7,427	1.72%	1795	0.63%
	Subtotal					\$194,038,091	\$196,841,229	\$195,158,156	\$(1,683,073)	1.41%	525	93.69%
	Local Agency Investment Fund (LAIF)					13,163,681	13,163,681	13,149,736	(13,945)	1.08%	179	6.31%
	Subtotal					\$207,201,772	\$210,004,910	\$208,307,892	\$(1,697,018)	1.39%	503	100.00%
	Operating Bank Balance						3,286,191					
	TOTAL						\$213,291,101					

Burbank-Glendale-Pasadena Airport Authority - Operating Account
Statement of Purchases - Maturities - Sales
As of 08/31/17

PURCHASES

Purchase Date	Type of Investment	CUSIP	Coupon	Maturity Date	Par Value	Purchase Price	Purchase Cost	Prepaid Interest
09/01/17	FHLMC	3137EADB2	2.375	01/13/22	500,000.00	102.79100	\$ 513,955.00	\$ (1,583.33)
							-	
							-	
							-	
							-	
							-	
							-	
							-	
TOTAL PURCHASES					\$ 500,000.00		\$ 513,955.00	\$ (1,583.33)

MATURITIES

Purchase Date	Type of Investment	CUSIP	Coupon	Maturity Date	Par Value	Purchase Price	Purchase Cost	Gain / (Loss)
							\$ -	\$ -
							-	-
							-	-
							-	-
TOTAL MATURITIES					\$ -		\$ -	\$ -

SALES / REDEMPTIONS

Purchase Date	Type of Investment	CUSIP	Coupon	Maturity Date	Sale Date	Par Value	Sale Price	Sale Amount	Purchase Cost	Gain / (Loss)
								\$ -		\$ -
								-		-
								-		-
								-		-
TOTAL SALES						\$ -		\$ -	\$ -	\$ -

Burbank-Glendale-Pasadena Airport Authority - Operating Account
Earnings Report
08/01/17-08/31/17

Type of Investment	Coupon	Maturity Date	Previous Accrual	Realized Interest For Period	Interest Paid At Purc/Recv	Current Accrual	Interest Earned	Amrt/Accrt For Period	Adjusted Total Int. Earned	
FIXED INCOME										
Duke Energy Florida LLC	NOTE	5.800	09/15/17	14,790.00	-	-	18,052.50	3,262.50	(2,708.98)	553.52
Home Depot Inc	NOTE	3.000	09/15/17	2,109.20	-	-	3,500.38	1,391.18	(242.50)	1,148.68
FNMA Bench	NOTE	1.000	09/27/17	10,333.34	-	-	12,833.34	2,500.00	(708.02)	1,791.98
Treasury Note	NOTE	0.625	09/30/17	16,278.18	-	-	20,380.81	4,102.63	390.30	4,492.93
Treasury Note	NOTE	0.750	10/31/17	20,754.42	-	-	27,672.55	6,918.13	(203.85)	6,714.28
Praxair Inc	NOTE	1.050	11/07/17	1,678.25	-	-	2,277.63	599.38	74.57	673.95
FHLB	NOTE	5.000	11/17/17	25,694.44	-	-	36,111.11	10,416.67	(8,753.08)	1,663.59
FHLMC Reference Notes	NOTE	5.125	11/17/17	54,780.56	-	-	76,988.89	22,208.33	(16,583.33)	5,625.00
Metlife Inc	NOTE	1.903	12/15/17	1,945.28	-	-	3,213.96	1,268.68	(147.29)	1,121.39
FHLMC Reference Notes	NOTE	0.750	01/12/18	1,484.38	-	-	3,828.13	2,343.75	93.90	2,437.65
Bank of New York Mellon Corp	NOTE	1.300	01/25/18	216.67	-	-	1,300.00	1,083.33	139.72	1,223.05
FNMA Benchmark Notes	NOTE	0.875	02/08/18	25,229.16	26,250.00	-	3,354.17	4,375.01	2,127.74	6,502.75
Fifth Third Bank	NOTE	1.450	02/28/18	6,081.94	7,250.00	-	40.28	1,208.34	136.55	1,344.89
Exxon Mobil Corp	NOTE	1.305	03/06/18	3,679.38	-	-	4,440.63	761.25	(67.46)	693.79
FFCB	NOTE	1.265	03/22/18	1,746.14	5,413.03	-	1,756.95	5,423.84	579.40	6,003.24
Coca-Cola Company (The)	NOTE	1.150	04/01/18	5,558.34	-	-	6,947.91	1,389.57	(152.86)	1,236.71
General Electric Capital Corp	NOTE	2.009	04/02/18	2,828.79	-	-	5,751.88	2,923.09	(541.97)	2,381.12
Wells Fargo & Company	NOTE	1.943	04/23/18	728.45	-	-	3,237.49	2,509.04	(89.51)	2,419.53
FHLB	NOTE	1.125	04/25/18	4,560.00	-	-	5,985.00	1,425.00	(482.33)	942.67
Boeing Co	NOTE	0.950	05/15/18	1,893.25	-	-	2,640.57	747.32	181.01	928.33
Merck & Co Inc	NOTE	1.300	05/18/18	3,558.75	-	-	5,021.25	1,462.50	155.25	1,617.75
Treasury Note	NOTE	1.000	05/31/18	22,038.80	-	-	33,058.20	11,019.40	782.46	11,801.86
FHLMC	NOTE	4.875	06/13/18	35,750.00	-	-	58,093.75	22,343.75	(17,787.45)	4,556.30
Southern California Gas Company	NOTE	1.550	06/15/18	2,327.16	-	-	3,844.86	1,517.70	(273.93)	1,243.77
Chevron Corp	NOTE	1.718	06/24/18	1,589.15	-	-	2,877.65	1,288.50	(388.25)	900.25
Treasury Note	NOTE	0.875	07/15/18	3,132.64	-	-	8,845.11	5,712.47	(482.45)	5,230.02
FNMA Benchmark Notes	NOTE	1.125	07/20/18	1,289.06	-	-	4,804.69	3,515.63	(807.34)	2,708.29
Nevada Power Company	NOTE	6.500	08/01/18	34,125.00	34,125.00	-	5,687.51	5,687.51	(4,159.45)	1,528.06
3M Company	NOTE	1.375	08/07/18	5,981.25	6,187.50	-	825.00	1,031.25	44.50	1,075.75
Berkshire Hathaway Finance Corp	NOTE	2.000	08/15/18	14,294.44	15,500.00	-	1,377.77	2,583.33	(899.66)	1,683.67
Treasury Note	NOTE	1.500	08/31/18	40,173.92	48,000.00	-	265.19	8,091.27	(2,309.02)	5,782.25
FNMA	NOTE	1.125	10/19/18	11,953.13	-	-	15,468.75	3,515.62	(751.25)	2,764.37
Microsoft Corporation	NOTE	1.300	11/03/18	2,065.56	-	-	2,769.72	704.16	2.55	706.71
Treasury Note	NOTE	1.500	12/31/18	652.17	-	-	1,283.97	631.80	(96.79)	535.01

Burbank-Glendale-Pasadena Airport Authority - Operating Account
Earnings Report
08/01/17-08/31/17

Type of Investment		Coupon	Maturity Date	Previous Accrual	Realized Interest For Period	Interest Paid At Purc/Recv	Current Accrual	Interest Earned	Amrt/Accrt For Period	Adjusted Total Int. Earned
John Deere Capital Corp	NOTE	1.950	01/08/19	1,495.00	-	-	3,445.00	1,950.00	(713.28)	1,236.72
Commonwealth Edison Company	NOTE	2.150	01/15/19	955.55	-	-	2,747.22	1,791.67	(566.04)	1,225.63
Oracle Corporation	NOTE	1.884	01/15/19	1,040.70	-	-	2,938.44	1,897.74	(115.37)	1,782.37
Manufacturers & Traders Trust Co	NOTE	2.300	01/30/19	63.89	-	-	1,980.55	1,916.66	(374.85)	1,541.81
Treasury Note	NOTE	1.250	01/31/19	135.87	-	-	4,347.83	4,211.96	(85.04)	4,126.92
Simon Property Group LP	NOTE	2.200	02/01/19	10,450.00	10,450.00	-	1,741.67	1,741.67	(357.85)	1,383.82
IBM Corp	NOTE	1.950	02/12/19	10,527.29	11,212.50	-	1,183.54	1,868.75	(404.59)	1,464.16
Cisco Systems Inc	NOTE	4.950	02/15/19	23,966.25	25,987.50	-	2,310.00	4,331.25	(3,056.13)	1,275.12
Treasury Note	NOTE	0.750	02/15/19	17,299.72	18,750.00	-	1,732.34	3,182.62	(290.12)	2,892.50
Union Pacific Corporation	NOTE	2.250	02/15/19	10,893.76	11,812.50	-	1,050.00	1,968.74	(687.24)	1,281.50
Johnson & Johnson	NOTE	1.586	03/01/19	3,740.77	-	-	6,080.09	2,339.32	(69.50)	2,269.82
Unitedhealth Group Inc	NOTE	1.625	03/15/19	4,420.00	-	-	5,395.00	975.00	258.80	1,233.80
Citigroup Inc	NOTE	1.614	03/20/19	826.95	-	-	1,432.03	605.08	-	605.08
JP Morgan Chase & CO	NOTE	1.850	03/22/19	12,595.42	-	-	15,524.59	2,929.17	(676.34)	2,252.83
FHLMC	NOTE	3.750	03/27/19	45,208.33	-	-	56,145.83	10,937.50	(6,652.94)	4,284.56
Lowes Companies Inc	NOTE	1.150	04/15/19	3,386.11	-	-	4,344.44	958.33	40.16	998.49
Apple Inc	NOTE	1.612	05/06/19	4,289.91	4,536.46	-	1,396.78	1,643.33	92.10	1,735.43
Public Service Electric And Gas	NOTE	1.800	06/01/19	3,387.00	-	-	5,080.50	1,693.50	89.99	1,783.49
Target Corporation	NOTE	2.300	06/26/19	2,247.29	-	-	4,173.55	1,926.26	(509.89)	1,416.37
Treasury Note	NOTE	1.625	07/31/19	114.81	-	-	3,673.91	3,559.10	(1,423.40)	2,135.70
FNMA Bench	NOTE	1.750	09/12/19	30,406.25	-	-	36,968.76	6,562.51	(913.80)	5,648.71
Honeywell International Inc	NOTE	1.400	10/30/19	884.72	-	-	1,176.39	291.67	5.49	297.16
Treasury Note	NOTE	1.500	10/31/19	14,802.92	-	-	19,737.23	4,934.31	(1,543.70)	3,390.61
Procter & Gamble Company	NOTE	1.900	11/01/19	6,293.75	-	-	8,391.67	2,097.92	(663.98)	1,433.94
Treasury Note	NOTE	1.625	12/31/19	6,005.44	-	-	11,823.20	5,817.76	(1,837.29)	3,980.47
Arizona Public Service Company	NOTE	2.200	01/15/20	977.78	-	-	2,811.11	1,833.33	(144.31)	1,689.02
Pepsico Inc	NOTE	4.500	01/15/20	2,600.00	-	-	7,475.00	4,875.00	(3,292.48)	1,582.52
FNMA	NOTE	1.625	01/21/20	2,132.81	-	-	8,531.25	6,398.44	(573.78)	5,824.66
Medtronic Inc	NOTE	2.500	03/15/20	11,333.33	-	-	13,833.33	2,500.00	(884.29)	1,615.71
United Technologies Corporation	NOTE	4.500	04/15/20	15,237.50	-	-	19,550.00	4,312.50	(2,441.45)	1,871.05
Intel Corp	NOTE	1.850	05/11/20	4,111.11	-	-	5,652.78	1,541.67	10.55	1,552.22
QualComm Inc	NOTE	1.766	05/20/20	2,606.43	3,384.47	-	458.78	1,236.82	(26.00)	1,210.82
State Street Corporation	NOTE	2.550	08/18/20	13,277.71	14,662.50	-	1,058.96	2,443.75	(608.12)	1,835.63
American Express Credit Corp	NOTE	2.292	09/14/20	3,055.56	-	-	5,028.94	1,973.38	(165.73)	1,807.65
Travelers Cos Inc	NOTE	3.900	11/01/20	8,775.00	-	-	11,700.00	2,925.00	(1,581.69)	1,343.31

Burbank-Glendale-Pasadena Airport Authority - Operating Account

Earnings Report

08/01/17-08/31/17

Type of Investment	Coupon	Maturity Date	Previous Accrual	Realized Interest For Period	Interest Paid At Purc/Recv	Current Accrual	Interest Earned	Amrt/Accrt For Period	Adjusted Total Int. Earned	
Ace InA Holdings Inc	NOTE	2.300	11/03/20	5,622.22	-	-	7,538.89	1,916.67	(22.12)	1,894.55
Public Service Company of Colorado	NOTE	3.200	11/15/20	7,296.00	-	-	10,175.99	2,879.99	(1,126.95)	1,753.04
PNC Bank NA	NOTE	2.150	04/29/21	6,593.33	-	-	8,743.33	2,150.00	273.87	2,423.87
Federal Home Loan Banks	NOTE	1.875	11/29/21	22,604.17	-	-	33,541.67	10,937.50	1,312.02	12,249.52
Pfizer Inc	NOTE	2.200	12/15/21	4,216.67	-	-	6,966.67	2,750.00	19.67	2,769.67
Comcast Corporation	NOTE	1.625	01/15/22	1,083.33	-	-	3,114.58	2,031.25	1,057.32	3,088.57
FHLMC	NOTE	2.375	01/13/22	4,904.89	-	1,583.33	14,521.06	8,032.84	(1,848.45)	6,184.39
Treasury Note	NOTE	1.500	01/31/22	69.29	-	-	2,217.39	2,148.10	585.82	2,733.92
Walt Disney Co	NOTE	2.550	02/15/22	14,110.00	15,300.00	-	1,360.00	2,550.00	(126.90)	2,423.10
BB&T Corp	NOTE	2.750	04/01/22	9,930.56	-	-	12,222.22	2,291.66	(154.08)	2,137.58
Federal National Mortgage Association	NOTE	1.875	04/05/22	26,484.38	-	-	33,750.00	7,265.62	(47.49)	7,218.13
Treasury Note	NOTE	2.000	07/31/22	70.65	-	-	2,260.87	2,190.22	(167.34)	2,022.88
Subtotal			\$ 763,831.62	\$ 258,821.46	\$ 1,583.33	\$ 801,870.98	\$ 295,277.49	\$ (84,335.56)	\$ 210,941.93	
CASH EQUIVALENTS										
Blackrock Liquidity Funds			-	192.70	-	-	192.70	-	192.70	
BOA Temp Overnight Deposit			-	0.08	-	-	0.08	-	0.08	
Subtotal			\$ -	\$ 192.78	\$ -	\$ -	\$ 192.78	\$ -	\$ 192.78	
LAIF										
Local Agency Investment Fund			11,881.68	-	-	24,000.82	12,119.14	-	12,119.14	
TOTAL			\$ 775,713.30	\$ 259,014.24	\$ 1,583.33	\$ 825,871.80	\$ 307,589.41	\$ (84,335.56)	\$ 223,253.85	

Burbank-Glendale-Pasadena Airport Authority - PFC Account

Statement of Investments

As of 08/31/17

Purchase Date	Type of Investment	CUSIP	Coupon	Maturity Date	Eff Mat. Date	Par Value	Purchase Cost	Market Value	Unrealized Gain/Loss	YTM	Days to Eff. Mat.	% Mkt Value
08/31/17	Columbia Treasury Reserves	097101307	0.000	08/31/17	08/31/17	\$ 16,715	\$ 16,715	\$ 16,715	\$ -	0.00%	0	0.05%
03/02/16	Johnson & Johnson	478160BW3	1.586	03/01/19	09/01/17	160,000	160,136	160,544	408	1.38%	1	0.50%
07/14/16	Duke Energy Florida LLC	341099CG2	5.800	09/15/17	09/15/17	100,000	105,632	100,110	(5,522)	2.90%	15	0.31%
04/26/16	Home Depot Inc	437076BJ0	1.616	09/15/17	09/15/17	100,000	100,397	100,010	(387)	1.37%	15	0.31%
03/20/17	Citigroup Inc	17325FAB4	1.614	03/20/19	09/20/17	250,000	250,000	250,213	213	1.62%	20	0.78%
03/17/15	FNMA Bench	3135G0ZL0	1.000	09/27/17	09/27/17	700,000	700,924	699,944	(980)	1.11%	27	2.18%
09/01/17	Treasury Bill	912796LV9	0.000	09/28/17	09/28/17	3,600,000	3,597,536	3,597,516	(20)	0.90%	28	11.22%
03/09/17	Treasury Note	912828TS9	0.625	09/30/17	09/30/17	375,000	374,355	374,839	484	1.15%	30	1.17%
01/21/15	General Electric Capital Corp	36962G6X7	2.009	04/02/18	10/02/17	185,000	186,693	185,633	(1,060)	1.46%	32	0.58%
01/21/16	Oracle Corporation	68389XAR6	1.884	01/15/19	10/15/17	175,000	175,728	176,188	460	1.43%	45	0.55%
10/05/15	Wells Fargo & Company	94974BFK1	1.943	04/23/18	10/23/17	225,000	225,823	225,780	(43)	1.43%	53	0.70%
09/25/14	Treasury Note	912828TW0	0.750	10/31/17	10/31/17	940,000	932,264	939,418	7,154	1.12%	61	2.93%
05/06/16	Apple Inc	037833AP5	1.612	05/06/19	11/06/17	143,000	142,668	143,619	951	1.38%	67	0.45%
06/01/16	Praxair Inc	74005PBC7	1.050	11/07/17	11/07/17	75,000	74,859	74,947	88	1.43%	68	0.23%
11/20/14	FHLB	3133XMQ87	5.000	11/17/17	11/17/17	450,000	501,998	453,632	(48,366)	1.15%	78	1.41%
09/10/14	FHLMC Reference Notes	3137EABA6	5.125	11/17/17	11/17/17	800,000	897,594	806,708	(90,886)	1.13%	78	2.52%
05/24/17	Qualcomm Inc	747525AQ6	1.766	05/20/20	11/26/17	150,000	150,161	150,858	697	1.58%	87	0.47%
10/07/14	Metlife Inc	59156RBK3	1.903	12/15/17	12/15/17	100,000	100,663	100,081	(582)	1.61%	106	0.31%
07/09/14	Bank Of New York Mellon Corp	06406HCE7	1.300	01/25/18	12/25/17	125,000	123,915	124,919	1,004	1.46%	116	0.39%
12/29/16	Fifth Third Bank	31677QAV1	1.450	02/28/18	01/28/18	200,000	199,584	199,893	309	1.56%	150	0.62%
07/07/14	FNMA Benchmark Notes	3135G0TG8	0.875	02/08/18	02/08/18	1,000,000	986,045	998,668	12,623	1.18%	161	3.11%
10/28/15	Exxon Mobil Corp	30231GAL6	1.305	03/06/18	03/06/18	150,000	150,773	149,930	(843)	1.40%	187	0.47%
09/07/16	Coca-Cola Company (The)	191216BA7	1.150	04/01/18	04/01/18	175,000	175,346	174,768	(578)	1.38%	213	0.54%
06/25/16	FHLB	3130A4GJ5	1.125	04/25/18	04/25/18	555,000	559,246	554,701	(4,545)	1.21%	237	1.73%
09/25/15	Boeing Co	097023BE4	0.950	05/15/18	05/15/18	94,000	93,432	93,660	228	1.47%	257	0.29%
07/09/14	Merck & Co Inc	58933YAG0	1.300	05/18/18	05/18/18	150,000	148,778	149,869	1,091	1.42%	260	0.47%
06/29/16	Chevron Corp	166764AE0	1.718	06/24/18	05/24/18	150,000	151,136	150,261	(875)	1.50%	266	0.47%
02/18/15	Treasury Note	912828VE7	1.000	05/31/18	05/31/18	825,000	825,248	823,697	(1,551)	1.21%	273	2.57%
09/25/14	FHLMC	3137EABP3	4.875	06/13/18	06/13/18	750,000	834,773	770,992	(63,781)	1.27%	286	2.40%
04/21/16	Southern California Gas Company	842434CN0	1.550	06/15/18	06/15/18	175,000	175,894	174,827	(1,067)	1.68%	288	0.55%
02/29/16	Nevada Power Company	641423BW7	6.500	08/01/18	08/01/18	115,000	127,818	120,007	(7,811)	1.69%	335	0.37%
06/30/16	3M Company	88579YAP6	1.375	08/07/18	08/07/18	100,000	101,129	99,995	(1,134)	1.38%	341	0.31%
12/18/15	Berkshire Hathaway Finance Corp	084664BY6	2.000	08/15/18	08/15/18	165,000	167,603	165,784	(1,819)	1.50%	349	0.52%
12/10/15	Treasury Note	912828RE2	1.500	08/31/18	08/31/18	800,000	809,246	801,938	(7,308)	1.26%	365	2.50%

Burbank-Glendale-Pasadena Airport Authority - PFC Account
Statement of Investments
As of 08/31/17

Purchase Date	Type of Investment	CUSIP	Coupon	Maturity Date	Eff Mat. Date	Par Value	Purchase Cost	Market Value	Unrealized Gain/Loss	YTM	Days to Eff. Mat.	% Mkt Value
12/24/15	Simon Property Group LP	828807CQ8	2.200	02/01/19	11/01/18	152,000	153,346	153,010	(336)	1.72%	427	0.48%
01/21/16	Microsoft Corporation	5594918BF0	1.300	11/03/18	11/03/18	100,000	100,032	99,942	(90)	1.35%	429	0.31%
08/04/16	Caterpillar Financial Services	14912L6M8	1.800	11/13/18	11/13/18	135,000	137,086	135,308	(1,778)	1.61%	439	0.42%
04/13/16	Commonwealth Edison Company	202795JC5	2.150	01/15/19	12/15/18	115,000	117,094	115,616	(1,478)	1.75%	471	0.36%
11/16/15	Treasury Note	912828A75	1.500	12/31/18	12/31/18	600,000	604,953	601,725	(3,228)	1.28%	487	1.88%
09/25/15	BB&T Corp	05531FAQ6	2.250	02/01/19	01/02/19	110,000	111,642	110,830	(812)	1.71%	489	0.35%
06/30/16	John Deere Capital Corp	24422ETE9	1.950	01/08/19	01/08/19	160,000	163,115	160,940	(2,175)	1.51%	495	0.50%
04/01/15	Treasury Note	912828SD3	1.250	01/31/19	01/31/19	900,000	905,625	899,578	(6,047)	1.28%	518	2.80%
01/14/16	IBM Corp	459200HT1	1.950	02/12/19	02/12/19	110,000	111,065	110,642	(423)	1.54%	530	0.34%
02/26/16	Cisco Systems Inc	17275RAE2	4.950	02/15/19	02/15/19	150,000	164,276	157,174	(7,102)	1.61%	533	0.49%
11/01/16	Treasury Note	912828P53	0.750	02/15/19	02/15/19	500,000	498,164	496,133	(2,031)	1.29%	533	1.55%
01/21/15	Union Pacific Corporation	907818DW5	2.250	02/15/19	02/15/19	165,000	168,822	166,544	(2,278)	1.60%	533	0.52%
07/11/16	JP Morgan Chase & CO	46625HQU7	1.850	03/22/19	02/22/19	240,000	242,332	240,339	(1,993)	1.76%	540	0.75%
09/15/14	Unitedhealth Group Inc	91324PCB6	1.625	03/15/19	03/15/19	100,000	98,472	99,923	1,451	1.68%	561	0.31%
08/31/16	FHLMC	3137EACA5	3.750	03/27/19	03/27/19	400,000	428,344	414,880	(13,464)	1.35%	573	1.29%
04/20/16	Lowes Companies Inc	548661DL8	1.150	04/15/19	04/15/19	140,000	139,491	139,107	(384)	1.55%	592	0.43%
05/31/17	US Bank NA/Cincinnati OH	90331HNE9	1.467	05/24/19	04/24/19	250,000	250,000	250,069	69	1.47%	601	0.78%
09/12/14	Public Service Electric And Gas	74456QBG0	1.800	06/01/19	05/01/19	124,000	123,022	123,875	853	1.86%	608	0.39%
01/21/15	Target Corporation	87612EBB1	2.300	06/26/19	06/26/19	135,000	138,583	136,612	(1,971)	1.63%	664	0.43%
07/29/16	Treasury Note	912828VW6	1.625	07/31/19	07/31/19	800,000	817,703	804,485	(13,218)	1.33%	699	2.51%
01/28/15	FNMA Bench	3135G0ZG1	1.750	09/12/19	09/12/19	990,000	1,004,663	996,790	(7,873)	1.41%	742	3.11%
06/23/17	FHLB	3130A9EP2	1.000	09/26/19	09/26/19	1,000,000	990,820	991,047	227	1.44%	756	3.09%
10/30/16	Honeywell International Inc	438516BJ4	1.400	10/30/19	10/30/19	150,000	149,882	149,136	(746)	1.67%	790	0.46%
04/01/16	Treasury Note	912828F62	1.500	10/31/19	10/31/19	610,000	620,175	611,946	(8,229)	1.35%	791	1.91%
11/07/16	Procter & Gamble Company	742718EG0	1.900	11/01/19	11/01/19	175,000	178,140	176,157	(1,983)	1.59%	792	0.55%
05/26/15	Arizona Public Service Company	040555CR3	2.200	01/15/20	12/15/19	125,000	125,427	125,738	311	1.94%	836	0.39%
09/02/16	National Rural Utilities Coop	637432NC5	2.000	01/27/20	12/27/19	150,000	151,841	150,940	(901)	1.73%	848	0.47%
01/11/16	Treasury Note	912828G95	1.625	12/31/19	12/31/19	960,000	975,537	965,786	(9,751)	1.36%	852	3.01%
09/26/16	Treasury Note	912828UF5	1.125	12/31/19	12/31/19	700,000	697,922	696,352	(1,570)	1.35%	852	2.17%
12/14/15	Pepsico Inc	713448BN7	4.500	01/15/20	01/15/20	140,000	153,849	149,446	(4,403)	1.59%	867	0.47%
04/05/17	FNMA	3135G0A78	1.625	01/21/20	01/21/20	1,100,000	1,103,600	1,104,457	857	1.45%	873	3.44%
09/02/16	PNC Funding Corp	693476BJ1	5.125	02/08/20	02/08/20	165,000	182,818	177,417	(5,401)	1.95%	891	0.55%
05/18/17	FHLB	313378J77	1.875	03/13/20	03/13/20	875,000	884,363	883,252	(1,111)	1.49%	925	2.75%
04/25/16	Medtronic Inc	585055BG0	2.500	03/15/20	03/15/20	160,000	164,692	162,724	(1,968)	1.81%	927	0.51%

Burbank-Glendale-Pasadena Airport Authority - PFC Account
Statement of Investments
As of 08/31/17

Purchase Date	Type of Investment	CUSIP	Coupon	Maturity Date	Eff Mat. Date	Par Value	Purchase Cost	Market Value	Unrealized Gain/Loss	YTM	Days to Eff. Mat.	% Mkt Value
05/30/17	Treasury Note	912828W63	1.625	03/15/20	03/15/20	550,000	552,156	553,383	1,227	1.38%	927	1.73%
05/18/15	United Technologies Corporation	913017BR9	4.500	04/15/20	04/15/20	150,000	166,595	159,664	(6,931)	1.97%	958	0.50%
09/25/15	American Express Credit Corp	0258M0DT3	2.375	05/26/20	04/25/20	150,000	151,913	151,773	(140)	1.93%	968	0.47%
10/25/16	FHLMC Reference Notes	3137EADR7	1.375	05/01/20	05/01/20	1,350,000	1,339,018	1,347,069	8,051	1.46%	974	4.20%
05/11/17	Intel Corp	458140AZ3	1.850	05/11/20	05/11/20	150,000	149,943	150,525	582	1.72%	984	0.47%
03/08/16	Public Service Company of Colorado	744448CD1	3.200	11/15/20	05/15/20	115,000	120,649	119,124	(1,525)	2.04%	988	0.37%
05/04/17	State Street Corporation	524144AS2	2.550	08/18/20	08/18/20	175,000	178,652	178,506	(146)	1.85%	1083	0.56%
02/21/17	Ace InA Holdings Inc	00440EAT4	2.300	11/03/20	10/03/20	150,000	150,144	151,387	1,243	2.00%	1129	0.47%
04/21/16	Travelers Cos Inc	89417EAG4	3.900	11/01/20	11/01/20	100,000	109,437	105,671	(3,766)	2.04%	1158	0.33%
12/23/16	Treasury Note	912828WR7	2.125	06/30/21	06/30/21	400,000	402,187	408,080	5,893	1.58%	1399	1.27%
12/23/16	Federal Home Loan Banks	3130AABG2	1.875	11/29/21	11/29/21	750,000	742,527	756,364	13,837	1.67%	1551	2.36%
01/23/17	Pfizer Inc	717081DZ3	2.200	12/15/21	12/15/21	200,000	199,845	202,168	2,323	1.94%	1567	0.63%
01/23/17	Comcast Corporation	20030NBV2	1.625	01/15/22	12/15/21	200,000	191,719	195,982	4,263	2.11%	1567	0.61%
02/03/17	Treasury Note	912828H86	1.500	01/31/22	01/31/22	550,000	538,354	546,192	7,838	1.66%	1614	1.70%
02/21/17	Walt Disney Co	25468PCT1	2.550	02/15/22	02/15/22	175,000	176,106	178,107	2,001	2.13%	1629	0.56%
Subtotal						\$ 31,924,715	\$ 32,350,253	\$ 32,072,579	\$ (277,674)	1.37%	539	100.00%
PFC Bank Balance						821						
TOTAL						\$ 32,351,074						

Burbank-Glendale-Pasadena Airport Authority - PFC Account
Statement of Purchases - Maturities - Sales
As of 08/31/17

PURCHASES								
Purchase Date	Type of Investment	CUSIP	Coupon	Maturity Date	Par Value	Purchase Price	Purchase Cost	Prepaid Interest
09/01/17	Treasury Bill	912796LV9	0.000	09/28/17	\$ 3,600,000.00	99.93156	\$ 3,597,536.25	\$ -
							-	
							-	
							-	
							-	
							-	
							-	
							-	
TOTAL PURCHASES					\$ 3,600,000.00		\$ 3,597,536.25	\$ -

MATURITIES								
Purchase Date	Type of Investment	CUSIP	Coupon	Maturity Date	Par Value	Purchase Price	Purchase Cost	Gain / (Loss)
08/01/17	Treasury Bill	912796LR8	0.000	08/31/17	\$ 2,700,000.00	99.92075	\$ 2,697,860.25	\$ 2,139.75
							-	-
							-	-
							-	-
TOTAL MATURITIES					\$ 2,700,000.00		\$ 2,697,860.25	\$ 2,139.75

SALES / REDEMPTIONS / DELIVERS										
Purchase Date	Type of Investment	CUSIP	Coupon	Maturity Date	Sale Date	Par Value	Sale Price	Sale Amount	Purchase Cost	Gain / (Loss)
								\$ -		\$ -
								-		-
								-		-
								-		-
						\$ -		\$ -	\$ -	\$ -

Burbank-Glendale-Pasadena Airport Authority - PFC Account

Earnings Report

08/01/17-08/31/17

Type of Investment	Type	Coupon	Maturity Date	Previous Accrual	Realized Interest For Period	Interest Paid At Purc/Recv	Current Accrual	Interest Earned	Amrt/Accrt For Period	Adjusted Total Int. Earned
FIXED INCOME										
Treasury Note	NOTE	0.500	08/31/17	-	-	-	-	-	2,139.75	2,139.75
Duke Energy Florida LLC	NOTE	5.800	09/15/17	2,191.11	-	-	2,674.44	483.33	(401.33)	82.00
Home Depot Inc	NOTE	1.616	09/15/17	210.92	-	-	350.04	139.12	(24.25)	114.87
FNMA Bench	NOTE	1.000	09/27/17	2,411.11	-	-	2,994.44	583.33	(30.46)	552.87
Treasury Note	NOTE	0.625	09/30/17	787.65	-	-	986.17	198.52	97.46	295.98
Treasury Note	NOTE	0.750	10/31/17	1,781.67	-	-	2,375.54	593.87	219.16	813.03
Praxair Inc	NOTE	1.050	11/07/17	183.75	-	-	249.38	65.63	8.20	73.83
FHLB	NOTE	5.000	11/17/17	4,625.00	-	-	6,500.00	1,875.00	(1,448.39)	426.61
FHLMC Reference Notes	NOTE	5.125	11/17/17	8,427.78	-	-	11,844.44	3,416.66	(2,574.44)	842.22
Metlife Inc	NOTE	1.903	12/15/17	243.16	-	-	401.74	158.58	(17.33)	141.25
Bank Of New York Mellon Corp	NOTE	1.300	01/25/18	27.09	-	-	162.50	135.41	27.29	162.70
FNMA Benchmark Notes	NOTE	0.875	02/08/18	4,204.86	4,375.00	-	559.03	729.17	337.86	1,067.03
Fifth Third Bank	NOTE	1.450	02/28/18	1,216.39	1,450.00	-	8.05	241.66	32.09	273.75
Exxon Mobil Corp	NOTE	1.305	03/06/18	788.44	-	-	951.57	163.13	(27.03)	136.10
Coca-Cola Company (The)	NOTE	1.150	04/01/18	670.84	-	-	838.54	167.70	(18.45)	149.25
General Electric Capital Corp	NOTE	2.009	04/02/18	309.67	-	-	629.64	319.97	(48.98)	270.99
Wells Fargo & Company	NOTE	1.943	04/23/18	109.26	-	-	485.63	376.37	(44.69)	331.68
FHLB	NOTE	1.125	04/25/18	1,665.00	-	-	2,185.32	520.32	(193.74)	326.58
Boeing Co	NOTE	0.950	05/15/18	188.53	-	-	262.94	74.41	18.09	92.50
Merck & Co Inc	NOTE	1.300	05/18/18	395.41	-	-	557.92	162.51	21.72	184.23
Treasury Note	NOTE	1.000	05/31/18	1,397.54	-	-	2,096.31	698.77	(37.09)	661.68
FHLMC	NOTE	4.875	06/13/18	4,875.00	-	-	7,921.88	3,046.88	(2,150.82)	896.06
Southern California Gas Company	NOTE	1.550	06/15/18	346.60	-	-	572.64	226.04	(34.51)	191.53
Chevron Corp	NOTE	1.718	06/24/18	264.86	-	-	479.61	214.75	(57.08)	157.67
Nevada Power Company	NOTE	6.500	08/01/18	3,737.50	3,737.50	-	622.92	622.92	(444.46)	178.46
3M Company	NOTE	1.375	08/07/18	664.58	687.50	-	91.67	114.59	(44.75)	69.84
Berkshire Hathaway Finance Corp	NOTE	2.000	08/15/18	1,521.66	1,650.00	-	146.66	275.00	(83.15)	191.85
Treasury Note	NOTE	1.500	08/31/18	5,021.74	6,000.00	-	33.15	1,011.41	(323.13)	688.28
Microsoft Corporation	NOTE	1.300	11/03/18	317.78	-	-	426.11	108.33	(0.96)	107.37
Caterpillar Financial Services	NOTE	1.800	11/13/18	526.50	-	-	729.00	202.50	(76.40)	126.10
Treasury Note	NOTE	1.500	12/31/18	782.61	-	-	1,540.76	758.15	(133.65)	624.50
John Deere Capital Corp	NOTE	1.950	01/08/19	199.34	-	-	459.33	259.99	(103.73)	156.26
Commonwealth Edison Company	NOTE	2.150	01/15/19	109.89	-	-	315.93	206.04	(65.40)	140.64

Burbank-Glendale-Pasadena Airport Authority - PFC Account

Earnings Report

08/01/17-08/31/17

Type of Investment	Type	Coupon	Maturity Date	Previous Accrual	Realized Interest For Period	Interest Paid At Purc/Recv	Current Accrual	Interest Earned	Amrt/Accrt For Period	Adjusted Total Int. Earned
Oracle Corporation	NOTE	1.884	01/15/19	155.66	-	-	439.51	283.85	(32.17)	251.68
Treasury Note	NOTE	1.250	01/31/19	30.57	-	-	978.26	947.69	(142.46)	805.23
BB&T Corp	NOTE	2.250	02/01/19	1,237.50	1,237.50	-	206.26	206.26	(48.56)	157.70
Simon Property Group LP	NOTE	2.200	02/01/19	1,672.00	1,672.00	-	278.66	278.66	(50.81)	227.85
IBM Corp	NOTE	1.950	02/12/19	1,006.96	1,072.50	-	113.21	178.75	(28.83)	149.92
Cisco Systems Inc	NOTE	4.950	02/15/19	3,423.76	3,712.50	-	330.00	618.74	(419.16)	199.58
Treasury Note	NOTE	0.750	02/15/19	1,729.97	1,875.00	-	173.23	318.26	68.07	386.33
Union Pacific Corporation	NOTE	2.250	02/15/19	1,711.90	1,856.25	-	165.00	309.35	(101.31)	208.04
Johnson & Johnson	NOTE	1.586	03/01/19	399.01	-	-	648.54	249.53	(4.01)	245.52
Unitedhealth Group Inc	NOTE	1.625	03/15/19	613.89	-	-	749.30	135.41	28.23	163.64
Citigroup Inc	NOTE	1.614	03/20/19	459.42	-	-	795.57	336.15	-	336.15
JP Morgan Chase & CO	NOTE	1.850	03/22/19	1,591.00	-	-	1,961.00	370.00	(74.03)	295.97
FHLMC	NOTE	3.750	03/27/19	5,166.67	-	-	6,416.67	1,250.00	(917.28)	332.72
Lowes Companies Inc	NOTE	1.150	04/15/19	474.05	-	-	608.22	134.17	17.47	151.64
Apple Inc	NOTE	1.612	05/06/19	511.22	540.59	-	166.45	195.82	9.12	204.94
US Bank NA/Cincinnati OH	NOTE	1.467	05/24/19	582.02	797.93	-	81.51	297.42	-	297.42
Public Service Electric And Gas	NOTE	1.800	06/01/19	372.00	-	-	558.00	186.00	15.51	201.51
Target Corporation	NOTE	2.300	06/26/19	301.87	-	-	560.63	258.76	(77.30)	181.46
Treasury Note	NOTE	1.625	07/31/19	35.32	-	-	1,130.44	1,095.12	(507.43)	587.69
FNMA Bench	NOTE	1.750	09/12/19	6,689.38	-	-	8,133.13	1,443.75	(319.55)	1,124.20
FHLB	NOTE	1.000	09/26/19	3,472.22	-	-	4,305.56	833.34	338.74	1,172.08
Honeywell International Inc	NOTE	1.400	10/30/19	530.83	-	-	705.83	175.00	3.29	178.29
Treasury Note	NOTE	1.500	10/31/19	2,312.36	-	-	3,083.15	770.79	(241.14)	529.65
Procter & Gamble Company	NOTE	1.900	11/01/19	831.25	-	-	1,108.33	277.08	(87.70)	189.38
Treasury Note	NOTE	1.625	12/31/19	1,356.53	-	-	2,670.66	1,314.13	(370.89)	943.24
Treasury Note	NOTE	1.125	12/31/19	684.79	-	-	1,348.17	663.38	76.32	739.70
Arizona Public Service Company	NOTE	2.200	01/15/20	122.22	-	-	351.39	229.17	(8.63)	220.54
Pepsico Inc	NOTE	4.500	01/15/20	280.00	-	-	805.00	525.00	(285.70)	239.30
FNMA	NOTE	1.625	01/21/20	496.53	-	-	1,986.11	1,489.58	(110.85)	1,378.73
National Rural Utilities Coop	NOTE	2.000	01/27/20	33.34	-	-	283.33	249.99	(47.37)	202.62
PNC Funding Corp	NOTE	5.125	02/08/20	4,063.70	4,228.13	-	540.26	704.69	(447.46)	257.23
FHLB	NOTE	1.875	03/13/20	6,289.06	-	-	7,656.25	1,367.19	(276.73)	1,090.46
Medtronic Inc	NOTE	2.500	03/15/20	1,511.11	-	-	1,844.44	333.33	(101.56)	231.77
Treasury Note	NOTE	1.625	03/15/20	3,375.85	-	-	4,128.74	752.89	(65.09)	687.80

Burbank-Glendale-Pasadena Airport Authority - PFC Account

Earnings Report

08/01/17-08/31/17

Type of Investment	Type	Coupon	Maturity Date	Previous Accrual	Realized Interest For Period	Interest Paid At Purc/Recv	Current Accrual	Interest Earned	Amrt/Accrt For Period	Adjusted Total Int. Earned
United Technologies Corporation	NOTE	4.500	04/15/20	1,987.50	-	-	2,550.00	562.50	(296.21)	266.29
FHLMC Reference Notes	NOTE	1.375	05/01/20	4,640.63	-	-	6,187.50	1,546.87	296.54	1,843.41
Intel Corp	NOTE	1.850	05/11/20	616.67	-	-	847.92	231.25	1.59	232.84
Qualcomm Inc	NOTE	1.766	05/20/20	459.95	597.26	-	80.96	218.27	(4.59)	213.68
American Express Credit Corp	NOTE	2.375	05/26/20	643.22	-	-	940.10	296.88	(43.93)	252.95
State Street Corporation	NOTE	2.550	08/18/20	2,020.52	2,231.25	-	161.15	371.88	(92.54)	279.34
Travelers Cos Inc	NOTE	3.900	11/01/20	975.00	-	-	1,300.00	325.00	(175.73)	149.27
Ace InA Holdings Inc	NOTE	2.300	11/03/20	843.33	-	-	1,130.83	287.50	(3.31)	284.19
Public Service Company of Colorado	NOTE	3.200	11/15/20	776.89	-	-	1,083.55	306.66	(113.15)	193.51
Treasury Note	NOTE	2.125	06/30/21	739.13	-	-	1,455.16	716.03	(41.10)	674.93
Federal Home Loan Banks	NOTE	1.875	11/29/21	2,421.87	-	-	3,593.75	1,171.88	126.57	1,298.45
Pfizer Inc	NOTE	2.200	12/15/21	562.22	-	-	928.89	366.67	2.62	369.29
Comcast Corporation	NOTE	1.625	01/15/22	144.44	-	-	415.28	270.84	140.98	411.82
Treasury Note	NOTE	1.500	01/31/22	22.42	-	-	717.39	694.97	198.02	892.99
Walt Disney Co	NOTE	2.550	02/15/22	2,057.71	2,231.25	-	198.34	371.88	(18.52)	353.36
Subtotal				\$ 122,638.70	\$ 39,952.16	\$ -	\$ 127,354.93	\$ 44,668.39	\$ (9,714.63)	\$ 34,953.76
CASH EQUIVALENTS										
Blackrock Liquidity Funds				-	771.48	-	-	771.48	-	771.48
Subtotal				\$ -	\$ 771.48	\$ -	\$ -	\$ 771.48	\$ -	\$ 771.48
TOTAL				\$ 122,638.70	\$ 40,723.64	\$ -	\$ 127,354.93	\$ 45,439.87	\$ (9,714.63)	\$ 35,725.24

BURBANK-GLENDALE-PASADENA AIRPORT AUTHORITY

SCHEDULE OF CASH RECEIPTS AND DISBURSEMENTS MONTH AND TWO MONTH ENDED AUGUST 31, 2017 & 2016

Monthly Performance					August 2017	Fiscal YTD Performance (July 2017 - August 2017)				
Actual \$ Aug 2017	Budget Aug 2017	Actual \$ Prior Year Aug 2016	Note	Variance Actual Vs. Budget		Actual \$ Fiscal YTD	Fiscal YTD Budget	Actual \$ Prior Year Fiscal YTD	Note	Variance Actual Vs. Budget
OPERATING ACTIVITY										
CASH RECEIPTS FROM OPERATIONS										
\$326,153	\$317,500	\$319,458	(2)	\$8,653	Landing/Fuel Fees	\$672,564	\$635,000	\$672,756	(2)	\$37,564
1,819,887	1,604,501	1,861,979	(3)	215,386	Parking Fees	3,455,931	3,158,733	3,372,613	(3)	297,198
1,163,238	945,258	1,115,613	(4)	217,980	Rental Receipts - Terminal Building	2,342,331	1,890,516	1,920,567	(4)	451,815
1,113,177	954,767	1,125,415	(5)	158,410	Rental Receipts - Other Buildings	2,204,495	1,909,534	1,840,117	(5)	294,961
89,428	178,750	37,602	(6)	(89,322)	Ground Transportation	235,563	357,500	75,255	(6)	(121,937)
13,901	38,333	44,832	(7)	(24,432)	Other Receipts	135,750	76,666	243,688	(7)	59,084
280,917	220,833	263,176	(8)	60,084	Investment Receipts - Treasurer/Other Interest Earned	680,619	441,666	504,580	(8)	238,953
\$4,806,701	\$4,259,942	\$4,768,075	(1)	\$546,759		\$9,727,253	\$8,469,615	\$8,629,576	(1)	\$1,257,638
CASH DISBURSEMENTS FROM OPERATIONS										
(\$120,805)	(\$121,223)	(\$93,830)	(10)	\$418	Administrative Supplies & Costs	(\$237,359)	(\$238,446)	(\$173,797)	(10)	\$1,087
(344,239)	(347,867)	(266,999)	(11)	3,628	Operating Supplies & Maintenance	(582,165)	(675,734)	(537,799)	(11)	93,569
(863,956)	(875,778)	(2,232,137)	(12)	11,822	Contractual Operating Costs	(1,691,678)	(1,712,806)	(3,024,827)	(12)	21,128
(1,634,032)	(1,636,458)	(188,778)	(13)	2,426	Contractual Professional Services	(1,813,134)	(1,932,916)	(1,790,252)	(13)	119,782
(484,378)	(490,000)	(429,380)	(14)	5,622	Wages & Benefits	(929,343)	(940,000)	(857,357)	(14)	10,657
(37,688)	(41,583)	(32,121)	(15)	3,895	Other Operating Costs	(307,649)	(313,166)	(42,341)	(15)	5,517
(380,479)	(380,479)	(380,329)		0	Bond Debt Service - 2015 Bonds	(760,958)	(760,958)	(760,658)		0
0	0	0	(16)	0	Parking Tax	(570,140)	(560,000)	(544,548)	(16)	(10,140)
(\$3,865,577)	(\$3,893,388)	(\$3,623,574)	(9)	\$27,811		(\$6,892,426)	(\$7,134,026)	(\$7,731,579)	(9)	\$241,600
INCREASE (DECREASE) IN CASH FROM OPERATIONS										
\$941,124	\$366,554	\$1,144,501		\$574,570		\$2,834,827	\$1,335,589	\$897,997		\$1,499,238
FACILITY IMPROVEMENT / NOISE MITIGATION TRANSACTIONS										
CASH DISBURSEMENTS										
(\$371)	(\$10,000)	(\$149)	(17)	\$9,629	Sound Insulation Program Costs	(\$512)	(\$20,000)	(\$1,120)	(17)	\$19,488
(767,975)	(743,000)	(688,187)	(18)	(24,975)	Other Facility Improvement Program Project Costs	(2,438,629)	(1,138,000)	(2,416,221)	(18)	(1,300,629)
(\$768,346)	(\$753,000)	(\$688,336)		(\$15,346)		(\$2,439,141)	(\$1,158,000)	(\$2,417,341)		(\$1,281,141)
CASH RECEIPTS FROM FUNDING SOURCES										
\$0	\$8,059	\$0	(17)	(\$8,059)	FAA Grants - Sound Insulation Program	\$0	\$16,118	\$0	(17)	(\$16,118)
0	245,800	0	(19)	(245,800)	FAA Grants - Facility Improvement Program	1,570,989	265,948	0	(19)	1,305,041
0	8,000	7,057	(20)	(8,000)	Other Grants	0	28,000	7,057	(20)	(28,000)
0	216,227	107,964	(21)	(216,227)	Passenger Facility Charge Receipts/Reserves	0	362,105	107,964	(21)	(362,105)
174,859	274,914	514,214	(22)	(100,055)	Facility Development Fund (Authority Reserves)	238,616	485,829	1,002,626	(22)	(247,213)
\$174,859	\$753,000	\$629,235		(\$578,141)		\$1,809,605	\$1,158,000	\$1,117,647		\$651,605
INCREASE (DECREASE) - FACILITY / NOISE										
(\$593,487)	\$0	(\$59,101)		(\$593,487)	MITIGATION TRANSACTIONS	(\$629,536)	\$0	(\$1,299,694)		(\$629,536)
\$347,637	\$366,554	\$1,085,400		(\$18,917)	NET ACTIVITY VS. BUDGET	\$2,205,291	\$1,335,589	(\$401,697)		\$869,702
(\$174,859)	(\$274,914)	(\$514,214)		\$100,055	LESS USE OF AUTHORITY RESERVES	(\$238,616)	(\$485,829)	(\$1,002,626)		\$247,213
NET INCREASE (DECREASE) IN CASH - TOTAL										
\$172,778	\$91,640	\$571,186		\$81,138	(see note below)	\$1,966,675	\$849,760	(\$1,404,323)		\$1,116,915

Notes: The FY 2018 adopted budget approved use of \$4,680,000 of Authority Reserves to provide funding for the airport share of capital projects. See additional discussion at note 22.

BURBANK-GLENDALE-PASADENA AIRPORT AUTHORITY

NOTES TO SCHEDULE OF CASH RECEIPTS AND DISBURSEMENTS MONTH AND TWO MONTH ENDED AUGUST 31, 2017 & 2016

General Comments

The Schedule of Cash Receipts and Disbursements ("Schedule") represents the cash basis activity for the month and fiscal year-to-date ("FYTD") compared to the allocation of the annual adopted budget.

The Schedule consists of two sections: Operating Activity and Facility Improvement/Noise Mitigation Transactions. Receipts are shown as positive amounts and disbursements as negative amounts. Favorable budget variances are shown as positive amounts and unfavorable variances as negative amounts. Because this Schedule is on a cash basis, cash timing differences may contribute to budget variances.

The Operating Activity receipts include charges for services (parking, landing fees and concessions), tenant rents, fuel flowage fees, other revenues and investment receipts. The Operating Activity disbursements include costs of services, materials, contracts, personnel and debt service.

Facility Improvement / Noise Mitigation Transactions represent the activity for the Authority's capital program, which consists of the Sound Insulation Program and Other Facility Improvement Program Projects.

The FY 2018 Capital Program expenditures are primarily funded by the following sources:

- FAA-approved Passenger Facility Charge ("PFC") program receipts/reserves;
- Grants;
- Facility Development Funds (Authority Reserves).

The notes below provide additional information regarding the performance results detailed in the "Schedule of Cash Receipts and Disbursements."

A Supplemental Schedule of Cash Receipts and Disbursements reflecting the activities related to the Series 2012 Bond debt service and repayment to the Authority of the loans provided to the Rent-A-Car Companies ("RACs") for the Regional Intermodal Transportation Center / Consolidated Rental Car Facility is also presented.

NOTE (1) – Cash Receipts from Operations

Cash receipts from operations are ahead of budget FYTD August. On an accrual basis, operating revenues are favorably ahead of budget FYTD August by \$884,284. See notes 2 through 8 for additional information regarding operating receipts.

NOTE (2) – Landing/Fuel Fees

Landing fees are based on landed weight of the aircraft. Fuel fees are charged at a rate of \$0.05 a gallon to non-signatory air carriers for fuel loaded at BUR. Landing fees and fuel fees performed ahead of the budget forecast FYTD August. Accrual basis revenues for this line item are \$77,620 ahead of budget FYTD August.

NOTE (3) – Parking Fees

Parking fee revenues are performing ahead of the budget forecast. Accrual basis parking fees are \$302,227 ahead of budget FYTD August.

NOTE (4) – Rental Receipts - Terminal Building

Terminal Building rental receipts exceed the budget FYTD August due to the timing of receipts and additional concession revenues received above the minimum annual guarantee. Accrual basis terminal building rents are \$279,899 ahead of budget FYTD August. The positive FYTD August passenger growth of 15.83% has contributed to achieving the favorable performance results.

(Continued)

BURBANK-GLENDALE-PASADENA AIRPORT AUTHORITY

NOTES TO SCHEDULE OF CASH RECEIPTS AND DISBURSEMENTS MONTH AND TWO MONTH ENDED AUGUST 31, 2017 & 2016

NOTE (5) – Rental Receipts - Other Buildings

Other Buildings rental receipts exceed the budget FYTD August partially due to the timing of receipts. Accrual basis other building receipts are \$100,518 ahead of budget FYTD August.

NOTE (6) – Ground Transportation

This category consists of off-airport access fees and TNC activity. This category is under budget FYTD August primarily due to the timing of receipts and the relocation of TNC activity out of the parking structure in mid July. The budget FYTD August was based on a July 1 relocation. Accrual basis ground transportation receipts are \$56,096 ahead of budget FYTD August.

NOTE (7) – Other Receipts

This category consists primarily of film location revenues. Accrual basis other receipts are \$6,448 ahead of budget FYTD August.

NOTE (8) – Investment Receipts - Treasurer

This line item represents cash received from the investment of funds. These receipts fluctuate in response to interest rate and portfolio balance changes and the timing of coupon payments and individual investment maturities and sales. Accrual basis investment income, including the interest earned on loans to Rent-A-Car Companies, exceeds by \$61,476 FYTD August.

NOTE (9) – Cash Disbursements from Operations

Overall operating disbursements are favorably under budget FYTD August. On an accrual basis operating disbursements are favorably within budget parameters. See additional information on operating disbursements in notes 10 through 16.

NOTE (10) – Administrative Supplies & Costs

This line item includes office supplies, printing, postage and delivery, office equipment service and lease, recruiting, membership, uniform, Commission meeting, conference and training costs.

NOTE (11) – Operating Supplies & Maintenance

This line item includes utilities, fuel, general repairs and maintenance, landscaping, supplies and telephone costs.

NOTE (12) – Contractual Operating Costs

This line item includes various contractual operating costs such as ARFF services, janitorial services, systems and vehicle repair, parking operations and the TBI Airport Management contract costs.

NOTE (13) – Contractual Professional Services

This line item includes various professional services such as legal, auditing, noise, financial and insurance.

NOTE (14) – Wages and Benefits

Wages and Benefits consist of payroll and fringe benefit costs for the Airport Police officers, and include the impact of the terms of the new Memorandum of Understanding effective February 2017. Wages and benefits include overtime for film location services which are recovered through the related film revenue.

NOTE (15) – Other Operating Costs

This line item includes public relations/advertising, air service retention, license and permits and bad debt expense.

(Continued)

BURBANK-GLENDALE-PASADENA AIRPORT AUTHORITY

NOTES TO SCHEDULE OF CASH RECEIPTS AND DISBURSEMENTS MONTH AND TWO MONTH ENDED AUGUST 31, 2017 & 2016

NOTE (16) – Parking Tax

The 12% City of Burbank parking tax is paid quarterly for the prior three-month period. July 2017 remittance, in the amount of \$570,140, covers parking activity for the months of April, May and June 2017. The next remittance, covering parking activity for the months of July, August and September 2017, is due in October 2017.

NOTE (17) – Sound Insulation Program

The Sound Insulation program is funded primarily through FAA Airport Improvement Program ("AIP") grants and and Passenger Facility Charge ("PFC") revenues. In November 2016, the FAA issued a Record of Approval on the Part 150 Study. Staff is currently working with FAA on obtaining a noise discretionary grant, the receipt of which will facilitate the restart of the program.

NOTE (18) – Other Facility Improvement Program Projects

Other Facility Improvement Program Projects costs exceed the budget FYTD August by \$1,300,629. FYTD August expenditures consist primarily of FY 2017 expenditures (\$1,535,140) relating to Runway 8/26 and EMAS Rehabilitation Project which were completed at fiscal year-end 2017.

NOTE (19) – FAA Grants – Other Facility Improvement Program Projects

FY 2018 FAA Grants – Other Facility Improvement Program Projects are budgeted to partially fund the Runway 15/33 Rehabilitation Project and Taxiway C & D and GA Ramp Rehabilitation Design. FYTD August FAA Grants receipts are related to Runway 8/26 and EMAS Rehabilitation which were completed at fiscal year-end 2017.

NOTE (20) – Other Grants

Other grants represent federal grants, other than FAA AIP grants, and local grants that fund or partially fund the Ground Access Study.

NOTE (21) – Passenger Facility Charge Receipts/Reserves

A number of capital projects are budgeted to be funded or partially funded by Passenger Facility Charges, including the Runway 15/33 Rehabilitation Project, Taxiway C & D and GA Ramp Rehabilitation Design, and certain eligible costs related to the Replacement Terminal Project.

NOTE (22) – Facility Development Fund (Authority Reserves)

The FY 2018 adopted budget programmed the use of Authority Reserves as a funding source for the airport share of capital projects.

BURBANK-GLENDALE-PASADENA AIRPORT AUTHORITY
SUPPLEMENT SCHEDULE OF CASH RECEIPTS AND DISBURSEMENTS
REGIONAL INTERMODAL TRANSPORTATION CENTER / CONSOLIDATED RENTAL CAR FACILITY PAYMENTS AND COLLECTIONS
MONTH AND TWO MONTH ENDED AUGUST 31, 2017 & 2016

Monthly Performance					August 2017	Fiscal YTD Performance (July 2017 - August 2017)				
Actual \$ Aug 2017	Budget Aug 2017	Actual \$ Prior Year Aug 2016	Note	Variance Actual Vs. Budget		Actual \$ Fiscal YTD	Fiscal YTD Budget	Actual \$ Prior Year Fiscal YTD	Note	Variance Actual Vs. Budget
\$482,346	\$420,000	\$468,894	(1)	\$62,346	Customer Facility Charge Receipts	\$1,040,110	\$840,000	\$935,066	(1)	\$200,110
85,385	87,577	94,648	(2)	(2,192)	Facility Rent	177,070	175,154	214,917	(2)	1,916
(486,250)	(486,250)	(486,130)		0	Payments to Bond Trustee for 2012 Bond Debt Service	(972,500)	(972,500)	(972,260)		0
(20,794)	(21,327)	(27,350)	(3)	533	Loan Principal Repayments to the Authority	(43,122)	(42,654)	(62,103)	(3)	(468)
<u>\$60,687</u>	<u>\$0</u>	<u>\$50,062</u>	<u>(4)</u>	<u>\$60,687</u>		<u>\$201,558</u>	<u>\$0</u>	<u>\$115,620</u>	<u>(4)</u>	<u>\$201,558</u>

General Comments

The debt service on the 2012 Revenue Bonds and the repayment to the Authority of the loans to the Rent-A-Car Companies ("RACs") is payable from Customer Facility Charges ("CFCs") and Facility Rents. Under the terms of the Bond Indenture, as amended, all CFCs collected subsequent to July 1, 2014 are remitted to the Bond Trustee for the 2012 Bond debt service.

On July 1, 2014, the terms and conditions of the Non-Exclusive Concession and Lease Agreement with the respective Rent-A-Car Companies became effective, including the collection of Facility Rent.

Note (1) – Customer Facility Charge ("CFC") Receipts

CFCs of \$6 per day per transaction, up to a maximum of five days, are collected and applied to the 2012 Bond debt service. CFCs received in FYTD August exceeded the budget due to better than expected car rental activity.

Note (2) – Facility Rent

Facility Rent exceeds the budget FYTD August due to the timing of receipts.

Note (3) – Loan Principal Repayments to the Authority

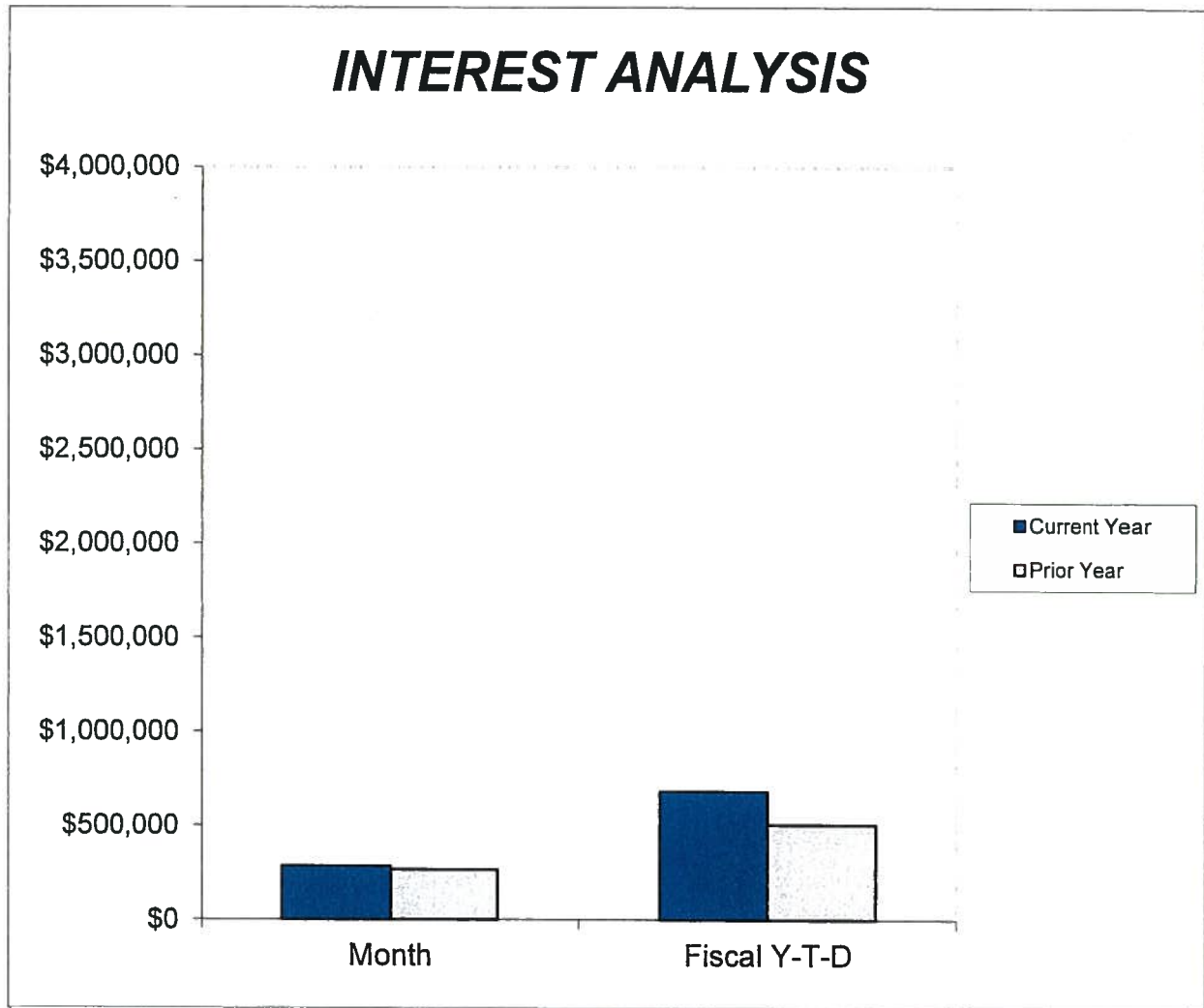
Repayments of the loan principal to the Authority from the Rent-A-Car Companies exceed the budget FYTD August due to timing of receipts. The principal portion of the payment will be deposited as reimbursement to the Authority's Facility Development Fund. The interest portion of the loan repayment is recorded as investment income.

Note (4) – Net RITC / ConRAC Facility Payments and Collections

A positive amount in this line indicates that cash has been received above the required payment obligations. At fiscal year-end, upon conclusion of the required reconciliation, any excess surplus accumulated will be evaluated and applied toward the allowed uses under the terms and conditions of the Non-Exclusive Concession and Lease Agreement with the Rent-A-Car Companies.

In the event of a shortfall of receipts to meet the required payment obligations (i.e., CFC collections perform under budget projections), the Authority holds the right to adjust the Facility Rent paid by the rental car companies on a 30-day notice.

Burbank-Glendale-Pasadena Airport Authority



	August 2017	August 2016
Interest Receipts - - Month	\$280,917	\$263,176
Interest Receipts - - Fiscal Y-T-D	\$680,619	\$504,580
Month End Portfolio Balance	\$213,291,101	\$213,981,790
Yield to Maturity	1.39%	0.87%

**STAFF REPORT PRESENTED TO THE
BURBANK-GLENDALE-PASADENA AIRPORT AUTHORITY
FINANCE AND ADMINISTRATION COMMITTEE
NOVEMBER 13, 2017**

**TERMINAL SPACE LEASE
NEWZOOM, LLC**

SUMMARY

Staff seeks the recommendation of the Finance and Administration Committee ("Committee") to the Commission for approval of a Terminal Space Lease ("Lease") with NewZoom, LLC dba ZoomSystems ("ZoomSystems"), to provide four post-security concession kiosks. In January 2015, the Authority entered into a lease with a predecessor of ZoomSystems for a post-security Benefit Cosmetics ZoomShop located in Terminal A. That lease will be replaced by the proposed Lease, creating a master lease for all spaces leased at the airport by ZoomSystems. During the first year of the proposed Lease, monthly rent for the pre-existing Benefit Cosmetics ZoomShop will be set at the greater of: \$499.78 or 9% of gross revenue for that month. For each year thereafter, monthly rent will be set at the greatest of: one-twelfth of 85% of rent paid for the preceding annual period; \$250; or 9% of gross revenue for that month.

In addition to the pre-existing Benefit Cosmetics ZoomShop located in Terminal A, the proposed Lease will allow ZoomSystems to install three new ZoomShop kiosks to include a UNIQLO ZoomShop in Terminal A, and a Best Buy Express ZoomShop and an additional Benefit Cosmetics ZoomShop in Terminal B. During the first six months of the proposed Lease, monthly rent for each of the new proposed ZoomShop kiosks will be set at 9% of gross revenue for that month. During the second six months of the proposed Lease, monthly rent will be set at the greater of: \$250 per month or 9% of gross revenue for that month. Finally, for each year thereafter, monthly rent will be set at the greatest of: one-twelfth of 85% of rent paid for the preceding annual period; \$250; or 9% of gross revenue for that month.

BACKGROUND

The Authority entered into a January 1, 2015, Terminal Space Lease with NewZoom, Inc., for a post-security concession kiosk adjacent to Gate A2 to dispense Benefit Cosmetics, a leading women's cosmetic brand. In September 2015, NewZoom Inc., filed for Chapter 11 bankruptcy. In December 2015, ZoomSystems assumed the terms and conditions of that lease and has continued to operate, meeting its obligations to the Authority without interruption. The Benefit Cosmetics ZoomShop has generated an average of \$7,017 of gross revenue a month and currently exceeds ZoomSystems' expectations. That lease will be replaced by the proposed Lease, which will incorporate the pre-existing Benefit Cosmetics ZoomShop. Due to its positive revenue generation in Terminal A, ZoomSystems would like to add an additional Benefit Cosmetics ZoomShop in Terminal B.

The Best Buy Express ZoomShop launched in 2008 and has grown to a network of over 200 airports and resorts across the United States. The proposed Best Buy Express ZoomShop will be located in Terminal B and will offer products to include portable media players, digital cameras, gaming consoles, headphones and other popular products. Primarily, the products

offered by the Best Buy Express ZoomShop vary from the product types and brands, and will not compete with any products currently offered by the Authority's news and gifts concessionaire, Hudson News.

UNIQLO, a retailer of men, women and children's clothing, opened with one brick and mortar store in Hiroshima, Japan in 1984 and since then, has grown to more than 1,300 stores in 15 countries throughout Asia, Europe, and North America. The UNIQLO ZoomShop launched on August 1, 2017, and Hollywood Burbank Airport will be one of the initial locations to introduce the UNIQLO ZoomShop. Currently, Oakland International Airport, George Bush Intercontinental Airport, and the Hollywood Highland Center shopping mall feature the UNIQLO ZoomShop.

DETAILS

The key components of the proposed Lease are as follows:

Premises:

Benefit ZoomShop	UNIQLO ZoomShop	Best Buy Express ZoomShop
One (1) existing kiosk located just west of Gate A2 in Terminal A	One (1) proposed kiosk to be located just east of Gate A3 in Terminal A	One (1) proposed kiosk to be located in the B1/B2 Hold Room of Terminal B
One (1) proposed kiosk to be located in the B1/B2 Hold Room of Terminal B		

Use:	Unstaffed Retail Kiosk
Term:	Three (3) years with Tenant having five (5), one-year extension options subject to written consent of the Executive Director of the Authority
Improvements:	Tenant is responsible for the installation, maintenance and other necessary infrastructure required for the proposed lease
Termination:	30 days prior written notice by either party
Other:	Tenant to pay all expenses related to occupancy including all required permits, improvements, maintenance and taxes
Rent:	Outlined in the schedule below:

Monthly Rent for the Existing Leased Premises (Benefit Cosmetics ZoomShop)	
	(C)
Monthly Rent for the First Year of the Term	Monthly Rent for each Year of the Term after Year 1 of the Term
<p>The greater of:</p> <p>(i) * \$499.78</p> <p>(ii) Nine Percent (9%) of Gross Revenue</p>	<p>The greatest of:</p> <p>(i) One-twelfth of eighty-five percent (85%) of the entire Monthly Rent paid to the Landlord for that space for the previous year of the term</p> <p>(ii) \$250.00 ("Monthly Minimum Rent")</p> <p>(iii) Nine Percent (9%) of Gross Revenue</p>
<p>* Derived from Clause (C) of the Pre-Existing Lease between Landlord and NewZoom, Inc. (subsequently NewZoom, LLC)</p>	

Monthly Rent for the Leased Premises Excluding the Existing Leased Premises (UNIQLO, Benefit Cosmetics, Best Buy Express ZoomShops)		
(A)	(B)	(C)
Months 1-6	Months 7-12	Monthly Rent for each Year of the Term after Year 1 of the Term
Nine Percent (9%) of Gross Revenue	<p>The greater of:</p> <p>(i) \$250.00 ("Monthly Minimum Rent")</p> <p>(ii) Nine Percent (9%) of Gross Revenue</p>	<p>The greatest of:</p> <p>(i) One-twelfth of eighty-five percent (85%) of the entire Monthly Rent paid to the Landlord for that space for the previous year of the term</p> <p>(ii) \$250.00 ("Monthly Minimum Rent")</p> <p>(iii) Nine Percent (9%) of Gross Revenue</p>

IMPACT ON REVENUE

The proposed Lease is revenue positive to the Authority. The existing Benefit Cosmetics ZoomShop will generate a minimum of \$499.78/month for the first year of the Lease, and a minimum of \$250/month in each subsequent year thereafter. After the first six months, the revenue for each of the remaining three ZoomShops will be a minimum of \$250/month.

STAFF RECOMMENDATION

Staff seeks the Committee's recommendation to the Commission that it: (i) approve the proposed Lease with NewZoom LLC for four ZoomShops and authorize the President to execute same; (ii) authorize the Executive Director to approve any substitute of ZoomShop brands upon written request from the tenant; and (iii) authorize the Executive Director to consent to any future extensions of the Lease if ZoomSystems is in good standing.

**STAFF REPORT PRESENTED TO THE
BURBANK-GLENDALE-PASADENA AIRPORT AUTHORITY
FINANCE AND ADMINISTRATION COMMITTEE
NOVEMBER 13, 2017**

**AWARD OF
MONTH-TO-MONTH OFFICE SPACE LEASE
BETWEEN
BURBANK GLENDALE PASADENA AIRPORT AUTHORITY
AND
UNIVERSAL PROTECTION SERVICE, L.P.,
DBA ALLIED UNIVERSAL SECURITY SERVICES**

SUMMARY

Staff seeks a Finance and Administration Committee ("Committee") recommendation to the Commission to approve a Month-to-Month Office Lease ("Lease") with Universal Protection Service, L.P., DBA Allied Universal Security Services ("Allied Universal"). The 290 sq. ft. office space located in Building 9 will be used as support space for Allied Universal's airport security and traffic control services operation. HSS, Inc., the previous provider of airport security and traffic control services vacated the office space on October 13, 2017. The proposed Lease replaces the lease formerly held by HSS, Inc., and will generate \$555.83 per month with a total gross revenue of \$6,669.96 annually.

BACKGROUND

At the October 16, 2017, Commission Meeting, Allied Universal was awarded the Professional Services Agreement ("PSA") to provide airport security and traffic control services. The award is for a three-year base term which commenced on November 1, 2017, through October 31, 2020. Allied Universal has requested to lease the same office space HSS, Inc. previously leased.

DETAILS

The key components of the proposed Lease are as follows:

Premises:	290 sq. ft. office located on the second floor of Building 9
Use:	Support space for airport security and traffic control services
Term:	Month-to Month, retroactive to November 1, 2017
Revenue:	\$555.83 monthly or \$6,669.96 annually
Adjustments:	3% effective on the anniversary of the proposed Lease commencement date

Termination: Termination may be invoked by either party by delivering thirty (30) day's written notice

A copy of the proposed Lease is attached.

IMPACT ON REVENUE

The Month-to-Month Office Lease is revenue neutral as the proposed Lease replaces the lease with HSS Inc. at the same rate.

RECOMMENDATION

Staff seeks the Finance and Administration Committee's recommendation to the Commission that it approve the Month-to-Month Office Lease between the Burbank-Glendale-Pasadena Airport Authority and Universal Protection Service, L.P., DBA Allied Universal Security Services.

**STAFF REPORT PRESENTED TO THE
BURBANK-GLENDALE-PASADENA AIRPORT AUTHORITY
FINANCE AND ADMINISTRATION COMMITTEE
NOVEMBER 13, 2017**

**AWARD OF CONCESSION AND LEASE AGREEMENT
FOR
AUTOMATED TELLER MACHINE
MOBILEMONEY, INC.**

SUMMARY

Staff seeks a Finance and Administration Committee ("Committee") recommendation to the Commission that it approve a proposed Automated Teller Machine ("ATM") Concession Agreement ("Agreement") with MOBILEMONEY, INC. ("MOBILEMONEY") for an initial five-year term. The Agreement is for six (6) ATM kiosks to be located both pre and post security in Terminal A and B, the Valet Center and the Customer Service Building of the Regional Intermodal Transportation Center ("RITC") where the rental car companies are located.

With the existing ATM Concession Agreement expiring and the current provider not interested in extending their agreement, Staff issued a Request for Proposal ("RFP") for ATM Concession in August 2017. MOBILEMONEY was the only responsive proposer to RFP. Staff is recommending an award of a Concession and Lease to MOBILEMONEY for ATM services and if approved, the proposed Agreement will generate a total rent amount of \$3,800.00 per month or \$45,600.00 annually.

BACKGROUND

Currently the ATM Concession Agreement is with J.P. Morgan Chase ("Chase") for four ATM kiosks that will expire on November 30, 2017. This agreement was for 5 year term and currently yields \$15,757.13 per month. In February 2017, Chase provided staff a termination notice and staff began the process to issue an RFP to find a replacement ATM service provider.

MOBILEMONEY was the only responsive proposer to the RFP that met all of the minimum qualifications listed in the RFP. Based out of San Clemente, California, MOBILEMONEY has 21 years of ATM experience and currently have ATMs located at Palm Springs Airport and Des Moines Airport. They operate over 5,500 ATMs in 47 states at retail, government, hospitality, gaming and special event locations. MOBILEMONEY, working with the Burbank City Federal Credit Union ("BCFCU") intends to brand the ATMs for the Hollywood Burbank Airport ("Airport") with the BCFCU signage. Staff considers the local recognizable name as a positive added feature.

MOBILEMONEY also owns and operates an armored car division called MOBILETRANSIT. In coordination with Airport Security staff, MOBILEMONEY has identified the manner in which ATMs post-security will be serviced. This will be the first time the Airport is offering cash dispensing ATMs post security.

Through dialogue with other airports and financial institutions, Staff has recognized that there is a downward trend in use of ATM's at airports throughout the country as the banking industry continues to evolve and embrace newer technology. Bank customers increasingly

use smart phones and other mobile devices to meet their banking needs and are relying less on cash as a method of payment for transactions.

Even with this change in behavior and use of newer technology, MOBILEMONEY is willing to commit to a five-year term with the Burbank-Glendale-Pasadena Airport Authority to provide ATM services at the Hollywood Burbank Airport.

DETAILS

The key components of the proposed Lease are as follows:

Premises:	<u>Six ATM locations</u> Terminal A, pre and post-security Terminal B, pre and post-security Valet Center RITC
Commencement Date:	December 2017
Term:	Initial (5) five-year term with two (2) one-year extension options with the written consent of the Executive Director being required for each one year extension
Rent Amount:	\$3,800 per month; adjusting annually
Adjustments:	Three percent (3%) on the anniversary of the commencement date of the Agreement
Security Deposit:	Equal to three (3) months of rent
Termination:	Termination may be invoked by the Authority by delivering sixty (60) days' prior written notice

A copy of the proposed Concession and Lease Agreement are attached.

IMPACT ON REVENUE

The he termination of the J.P. Morgan Chase Agreement, effective November 30, 2017, has already been accounted for in the FY 2017/2018 budget. The proposed Agreement with MOBILEMONEY, INC., will generate a total rent amount of \$3,800.00 per month or \$45,600.00 annually for the Authority.

RECOMMENDATION

Staff recommends that the Finance and Administration Committee recommend to the Commission award of the Automated Teller Machine Concession Agreement to MOBILEMONEY, Inc., authorize the President to execute the Agreement, and authorization for the Executive Director to consent to the exercise of the extension options if the concessionaire is in good standing.

**STAFF REPORT PRESENTED TO THE
BURBANK-GLENDALE-PASADENA AIRPORT AUTHORITY
FINANCE AND ADMINISTRATION COMMITTEE
NOVEMBER 13, 2017**

**AWARD OF
SHORT TERM PARKING SPACE RESERVATION AGREEMENT
TROPHY AUTOMOTIVE DEALER GROUP LLC**

SUMMARY

Staff seeks a Finance and Administration Committee's recommendation to the Commission for approval of the Short Term Parking Space Reservation Agreement ("Agreement") with Trophy Automotive Dealer Group, LLC, dba Universal City Nissan ("Universal City Nissan"), for 523 spaces in Parking Lot B ("Lot B") located on Hollywood Way. Due to operational needs, Universal City Nissan has requested to utilize the parking spaces in Lot B for the parking of motor vehicles on a daily basis. Payment for these parking spaces will be in arrears and is subject to the City of Burbank's transient parking tax.

BACKGROUND

On October 20, 2017, Staff received a 30-day termination notice from JP Motorsports, the current tenant in Lot B requesting to terminate their Short Term Parking Space Reservation Agreement with the Burbank-Glendale-Pasadena Airport Authority ("Authority") effective November 20, 2017. Concurrently with the termination notice, Staff fielded interest from the new owners of Universal City Nissan for space to park motor vehicles on a daily basis.

Universal City Nissan was a previous tenant under a different ownership which terminated their lease when the dealership was sold.

DETAILS

The key components of the proposed Agreement are as follows:

Premises:	523 parking spaces in Lot B
Use:	Parking of motor vehicles
Term:	Ongoing daily parking
Revenue:	The daily parking rate is \$1.59/per stall/per day or \$24,947.10 per month. This amount is subject to the City of Burbank's Transient Parking Tax
Adjustments:	Daily parking rate is subject to an annual increase of 3% beginning December 4, 2018

Termination: Termination may be invoked by either party by delivering thirty (30) days' prior written notice

IMPACT ON REVENUE

The proposed Agreement is expected to be revenue neutral to the Authority budget as it replaces the Agreement with JP Motorsports.

RECOMMENDATION

Staff seeks that the Finance and Administration Committee recommend to the Commission that it approve the Short Term Parking Space Reservation Agreement with Trophy Automotive Dealer Group, LLC, and to authorize the Executive Director to execute same.

**BURBANK-GLENDALE-PASADENA AIRPORT AUTHORITY
FINANCE AND ADMINISTRATION COMMITTEE
NOVEMBER 13, 2017
COMMITTEE PENDING ITEMS**

Future

1. Two (2) Concession and Lease Agreements
for A.C. Vroman, Inc.
2. Quarterly Airport Investment Portfolio Review –
(July – September 2017)
3. Award of Professional Services Agreements -
Replacement Passenger Terminal Consultants
4. Award of Aviation Ramp Ground Lease;
United Parcel Service, Inc.
5. Market Conditions Analysis – Hangar Facilities