



November 21, 2016

CALL AND NOTICE OF A SPECIAL MEETING
OF THE FINANCE AND ADMINISTRATION COMMITTEE
OF THE
BURBANK-GLENDALE-PASADENA AIRPORT AUTHORITY

NOTICE is hereby given that a special meeting of the Finance and Administration Committee will be held Monday, November 28, 2016, at 10:30 a.m. (or immediately following the conclusion of the special Airport Authority meeting) in the Airport Skyroom of the Hollywood Burbank Airport, 2627 Hollywood Way, Burbank, California, 91505.

The items to be discussed are listed on the attached agenda.

Sue Loyd, Board Secretary
Burbank-Glendale-Pasadena Airport Authority

SPECIAL MEETING
OF THE
FINANCE AND ADMINISTRATION COMMITTEE
Airport Skyroom
Monday, November 28, 2016
10:30 A.M. or Immediately Following the
Conclusion of the
Special Airport Authority Meeting

NOTE TO THE PUBLIC: Any disclosable public records related to an open session item on a regular meeting agenda and distributed by the Authority to the Commission less than 72 hours prior to that meeting are available for public inspection at Hollywood Burbank Airport (2627 Hollywood Way, Burbank) in the administrative office during normal business hours.

As a result of the convening of this meeting of the Finance and Administration Committee, each Committee member is entitled to receive and shall be provided \$200.

▼ ▼ ▼

In accordance with the Americans with Disabilities Act of 1990, if you require a disability-related modification or accommodation to attend or participate in this meeting, including auxiliary aids or services, please call the Board Secretary at (818) 840-8840 at least 48 hours prior to the meeting.

AGENDA

1. Approval of Agenda
2. Public Comment
3. Treasurer's Reports
 - a. September 2016
 - b. August 2016

[See page 1]

[See page 26]

No staff report is attached. Treasurer's Reports for the months of August and September 2016 are included in the agenda packet for the Committee's review.

4. Contracts and Leases

a. Other Transaction Agreement with the Department of Homeland Security – Transportation Security Administration

- Staff Report Attached

[See page 49]

Staff seeks a Committee recommendation to the Commission that it approve the modified Other Transaction Agreement with the TSA for the purpose of obtaining additional reimbursement for electrical utility and janitorial charges associated with the use of areas for baggage screening operations at the Airport.

5. Items for Discussion

a. CMIA Quarterly Investment Portfolio Review

No staff report is attached. Columbia Management Investment Advisors will provide an update to the Committee on the status of the Authority's Operating and Passenger Facility Charge Investment Portfolios for the quarter ended September 30, 2016. A copy of this quarterly investment review is included in the agenda packet.

6. Items for Information

a. Committee Pending Items

[See page 54]

Current

1) CMIA Quarterly Investment Review

2) Approval of TSA OTA for Utilities and Janitorial Cost Reimbursement

Future

1) Award of Aviation Ramp Ground Lease, Yucaipa Companies, LLC

2) Award of Aviation Ramp Ground Lease, United Parcel Service, Inc.

3) Ground Lease Renewal; GTC Management Services Inc.

5) Market Conditions Analysis – Hangar Facilities

6) New Branding Food & Beverage Concession

7. Other Contracts and Leases

8. Adjournment



DRAFT

November 28, 2016

Burbank-Glendale-Pasadena Airport Authority
2627 Hollywood Way
Burbank, CA 91505

Dear Commissioners:

The attached report, covering the month of September 2016, fulfills the legal requirements of the California Code and our Investment Policy. Based on projected income and expenses, as well as investment liquidity, there will be sufficient funds available to meet the needs of the Airport Authority for the six-month period following the date of the attached report.

Sincerely,

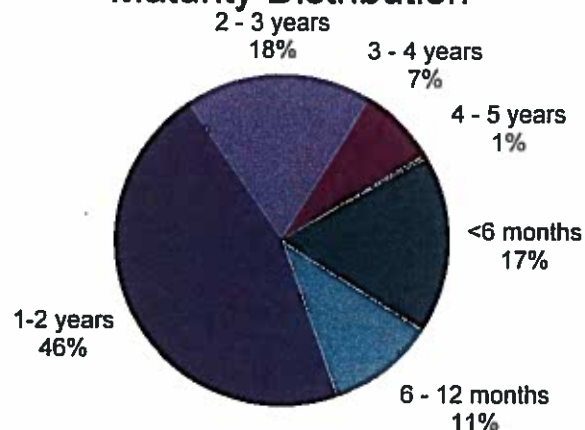
Ross Selvidge, Ph.D.
Treasurer

Attachments

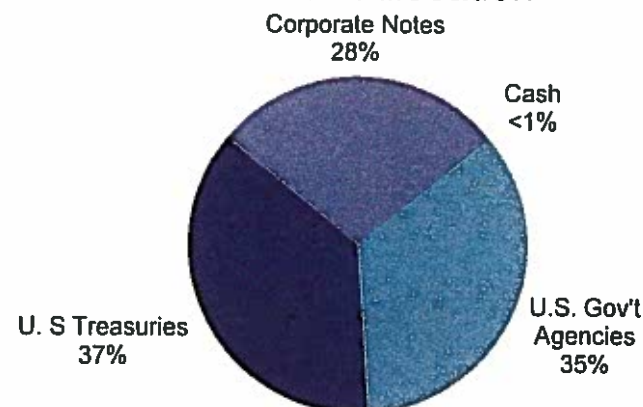
Operating Portfolio Investment Guidelines Conformance as of September 30, 2016

	Legal Max Maturity	Actual Max Maturity	Policy Maximum	Policy Actual
U.S. Gov Agencies	5 Years	2.95 Years	70%	35%
Corporate Notes	5 Years	4.09 Years	30%	28%
LAIF	N/A	N/A	\$20 mil	N/A
Bankers Acceptances	6 Months	N/A	15%	N/A
Negotiable Certificates of Deposit	5 Years	N/A	15%	N/A
Non-Negotiable Certificates of Deposit	5 Years	N/A	15%	N/A
Commercial Paper	270 Days	N/A	15%	N/A
Repurchase Agreements	1 Year	N/A	10%	N/A
Money Market Fund	N/A	N/A	15%	<1%
U.S. Gov Securities (Treasuries)	5 Years	3.25 Years	No Limit	37%

Maturity Distribution



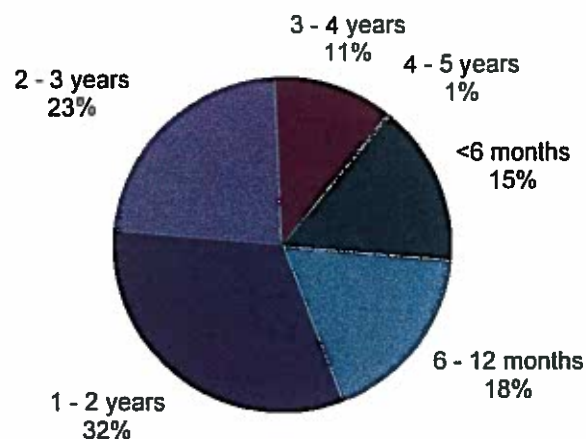
Sector Allocation



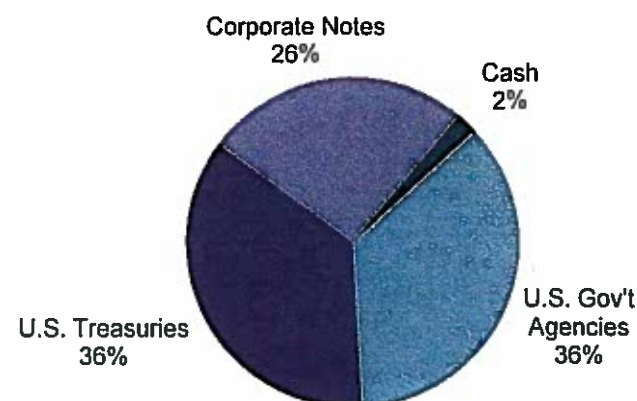
PFC Portfolio Investment Guidelines Conformance as of September 30, 2016

	Legal Max Maturity	Actual Max Maturity	Policy Maximum	Policy Actual
U.S. Gov Agencies	5 Years	2.95 Years	70%	36%
Corporate Notes	5 Years	4.09 Years	30%	26%
LAIF	N/A	N/A	\$20 mil	N/A
Bankers Acceptances	6 Months	N/A	15%	N/A
Negotiable Certificates of Deposit	5 Years	N/A	15%	N/A
Non-Negotiable Certificates of Deposit	5 Years	N/A	15%	N/A
Commercial Paper	270 Days	N/A	15%	N/A
Repurchase Agreements	1 Year	N/A	10%	N/A
Money Market Fund	N/A	N/A	15%	2%
U.S. Gov Securities (Treasuries)	5 Years	3.25 Years	No Limit	36%

Maturity Distribution



Sector Allocation



Burbank-Glendale-Pasadena Airport Authority - Operating Account
Statement of Investments
As of 09/30/16

Purchase Date	Type of Investment	CUSIP	Coupon	Maturity Date	Eff. Mat. Date	Par Value	Purchase Cost	Market Value	Unrealized Gain/Loss	YTM	Days to Eff. Mat.	% Mkt Value
09/30/16	Columbia Treasury Reserves	097101307	0.000	09/30/16	09/30/16	\$ 184,914	\$ 184,914	\$ 184,914	\$ -	0.00%	0	0.09%
12/08/14	General Electric Capital Corp	36962G6X7	1.556	04/02/18	10/02/16	1,690,000	1,707,900	1,703,295	(4,605)	1.06%	2	0.82%
01/21/16	Oracle Corporation	68389XAR6	1.260	01/15/19	10/15/16	1,170,000	1,173,824	1,178,959	5,135	1.11%	15	0.57%
04/19/16	FFCB	3133EEZ52	0.573	03/22/18	10/22/16	5,000,000	4,986,879	5,000,145	13,266	0.57%	22	2.40%
07/08/15	Wells Fargo & Company	94974BFBK1	1.345	04/23/18	10/23/16	1,500,000	1,502,735	1,503,528	793	1.35%	23	0.72%
11/26/13	Key Bank NA	49327M2J2	1.100	11/25/16	10/25/16	500,000	499,620	500,090	470	0.98%	25	0.24%
10/15/13	Treasury Note	912828RM4	1.000	10/31/16	10/31/16	3,970,000	4,005,203	3,972,624	(32,579)	0.21%	31	1.91%
09/12/14	Procter & Gamble Co	742718ED7	0.750	11/04/16	11/04/16	1,000,000	999,680	1,000,077	397	0.67%	35	0.48%
05/06/16	Apple Inc	037833AP5	1.088	05/06/19	11/06/16	1,200,000	1,196,747	1,204,375	7,628	1.02%	37	0.58%
03/02/16	Johnson & Johnson	478160BW3	1.112	03/01/19	12/01/16	1,500,000	1,502,346	1,504,772	2,426	1.00%	62	0.72%
04/28/16	American Express Credit Corp	0258M0DY2	1.906	09/14/20	12/14/16	700,000	703,049	711,033	7,984	1.52%	75	0.34%
04/25/16	Home Depot Inc	437076BJ0	1.220	09/15/17	12/15/16	1,000,000	1,003,966	1,002,750	(1,216)	0.95%	76	0.48%
03/20/14	Comcast Corporation	20030NAP6	6.500	01/15/17	01/15/17	1,375,000	1,522,824	1,395,941	(126,883)	1.24%	107	0.67%
12/30/13	Pfizer Inc	717081DD2	0.900	01/15/17	01/15/17	1,460,000	1,455,228	1,459,914	4,686	0.92%	107	0.70%
04/03/14	Treasury Note	912828SC5	0.875	01/31/17	01/31/17	2,050,000	2,049,920	2,053,702	3,782	0.33%	123	0.99%
04/26/16	Ace InA Holdings Inc	00440EAJ6	5.700	02/15/17	02/15/17	900,000	934,731	914,787	(19,944)	1.29%	138	0.44%
12/03/12	Walt Disney Co	25468PCS3	1.125	02/15/17	02/15/17	1,200,000	1,205,120	1,200,982	(4,138)	0.90%	138	0.58%
06/12/14	Branch Banking and Trust Company	07330NAH8	1.000	04/03/17	03/03/17	1,028,000	1,025,372	1,027,686	2,314	1.06%	154	0.49%
10/16/12	FHLMC	3137EADC0	1.000	03/08/17	03/08/17	6,000,000	6,045,930	6,013,776	(32,154)	0.48%	159	2.89%
05/20/14	US Bancorp	91159HHD5	1.650	05/15/17	04/15/17	1,500,000	1,519,595	1,504,368	(15,227)	1.18%	197	0.72%
05/21/12	FNMA	3135G0JA2	1.125	04/27/17	04/27/17	4,550,000	4,575,085	4,564,276	(10,809)	0.58%	209	2.19%
05/06/14	State Street Corporation	857477AD5	5.375	04/30/17	04/30/17	1,000,000	1,093,220	1,024,761	(68,459)	1.10%	212	0.49%
02/03/14	FHLB	3133XKQX6	4.875	05/17/17	05/17/17	4,375,000	4,868,587	4,491,519	(377,068)	0.63%	229	2.16%
01/28/15	FHLB	313379DD8	1.000	06/21/17	06/21/17	4,000,000	4,027,520	4,011,460	(16,060)	0.60%	264	1.93%
08/02/12	Treasury Note	912828TG5	0.500	07/31/17	07/31/17	1,275,000	1,266,020	1,273,804	7,784	0.61%	304	0.61%
07/14/16	Duke Energy Florida LLC	341099CG2	5.800	09/15/17	09/15/17	675,000	713,016	703,595	(9,421)	1.34%	350	0.34%
09/29/15	FNMA Bench	3135G0ZL0	1.000	09/27/17	09/27/17	3,000,000	3,016,945	3,009,636	(7,309)	0.67%	362	1.45%
04/19/16	Treasury Note	912828TS9	0.625	09/30/17	09/30/17	7,750,000	7,743,340	7,746,365	3,025	0.67%	365	3.72%
11/02/12	Treasury Note	912828TW0	0.750	10/31/17	10/31/17	10,950,000	10,952,602	10,956,972	4,370	0.69%	396	5.26%
06/01/16	Praxair Inc	74005PBC7	1.050	11/07/17	11/07/17	685,000	683,718	684,779	1,061	1.08%	403	0.33%
04/19/16	FHLB	3133XMQ87	5.000	11/17/17	11/17/17	2,500,000	2,665,725	2,619,463	(46,262)	0.75%	413	1.26%
09/10/14	FHLMC Reference Notes	3137EABA6	5.125	11/17/17	11/17/17	5,200,000	5,834,036	5,452,741	(381,295)	0.80%	413	2.62%
10/07/14	Mellife Inc	59156RBK3	1.903	12/15/17	12/15/17	800,000	805,636	804,334	(1,302)	1.45%	441	0.39%
05/06/14	Bank of New York Mellon Corp	06406HCE7	1.300	01/25/18	12/25/17	1,000,000	992,963	1,002,219	9,256	1.13%	451	0.48%
04/19/16	FHLMC Reference Notes	3137EADN6	0.750	01/12/18	01/12/18	3,750,000	3,748,050	3,748,894	844	0.77%	469	1.80%

Burbank-Glendale-Pasadena Airport Authority - Operating Account
Statement of Investments
As of 09/30/16

Purchase Date	Type of Investment	CUSIP	Coupon	Maturity Date	Eff. Mat. Date	Par Value	Purchase Cost	Market Value	Unrealized Gain/Loss	YTM	Days to Eff. Mat.	% Mkt Value
08/07/15	Fifth Third Bank	31677QAV1	1.450	02/28/18	01/28/18	1,000,000	996,120	1,001,683	5,563	1.33%	485	0.48%
12/23/13	FNMA Benchmark Notes	3135G0TG8	0.875	02/08/18	02/08/18	6,000,000	5,904,390	6,008,028	103,638	0.78%	496	2.88%
11/18/15	Exxon Mobil Corp	30231GAL6	1.305	03/06/18	03/06/18	700,000	701,862	702,118	256	1.09%	522	0.34%
09/07/16	Coca-Cola Company (The)	191216BA7	1.150	04/01/18	04/01/18	1,450,000	1,452,871	1,451,534	(1,337)	1.08%	548	0.70%
06/27/16	FHLB	3130A4GJ5	1.125	04/25/18	04/25/18	1,520,000	1,530,579	1,527,387	(3,192)	0.81%	572	0.73%
09/25/15	Boeing Co	097023BE4	0.950	05/15/18	05/15/18	944,000	938,314	942,867	4,553	1.02%	592	0.45%
03/11/14	Merck & Co Inc	58933YAG0	1.300	05/18/18	05/18/18	1,350,000	1,339,553	1,355,127	15,574	1.06%	595	0.65%
06/29/16	Chevron Corp	166764AE0	1.718	06/24/18	05/24/18	900,000	908,865	907,932	(933)	1.20%	601	0.44%
12/03/14	Treasury Note	912828VE7	1.000	05/31/18	05/31/18	13,010,000	12,972,601	13,061,324	88,723	0.76%	608	6.27%
08/05/15	FHLMC	3137EABP3	4.875	06/13/18	06/13/18	5,500,000	6,011,095	5,872,933	(138,162)	0.85%	621	2.82%
07/06/15	Southern California Gas Company	842434CN0	1.550	06/15/18	06/15/18	1,175,000	1,182,360	1,182,619	259	1.17%	623	0.57%
04/19/16	Treasury Note	912828XK1	0.875	07/15/18	07/15/18	7,750,000	7,762,715	7,764,531	1,816	0.77%	653	3.73%
04/19/16	FNMA Benchmark Notes	3135G0E33	1.125	07/20/18	07/20/18	3,750,000	3,771,825	3,768,803	(3,022)	0.84%	658	1.81%
07/06/15	Nevada Power Company	641423BW7	6.500	08/01/18	08/01/18	1,050,000	1,189,265	1,146,423	(42,842)	1.41%	670	0.55%
08/07/15	3M Company	88579YAP6	1.375	08/07/18	08/07/18	900,000	898,398	905,175	6,777	1.06%	676	0.43%
12/18/15	Berkshire Hathaway Finance Corp	084664BY6	2.000	08/15/18	08/15/18	1,550,000	1,577,051	1,572,247	(4,804)	1.22%	684	0.75%
08/18/15	Treasury Note	912828RE2	1.500	08/31/18	08/31/18	6,400,000	6,482,133	6,486,502	4,369	0.79%	700	3.11%
04/19/16	FNMA	3135G0E58	1.125	10/19/18	10/19/18	3,750,000	3,772,538	3,769,421	(3,117)	0.87%	749	1.81%
12/24/15	Simon Property Group LP	828807CQ8	2.200	02/01/19	11/01/18	865,000	875,364	881,689	6,325	1.36%	762	0.42%
11/03/15	Microsoft Corporation	594918BF0	1.300	11/03/18	11/03/18	650,000	649,898	653,172	3,274	1.06%	764	0.31%
04/13/16	Commonwealth Edison Company	202795JC5	2.150	01/15/19	12/15/18	1,000,000	1,018,088	1,015,700	(2,388)	1.45%	806	0.49%
09/25/15	Manufacturers & Traders Trust Co	55279HAE0	2.300	01/30/19	12/30/18	1,000,000	1,013,451	1,016,720	3,269	1.57%	821	0.49%
12/01/15	Treasury Note	912828A75	1.500	12/31/18	12/31/18	500,000	503,516	507,481	3,965	0.83%	822	0.24%
06/10/16	John Deere Capital Corp	24422ETE9	1.950	01/08/19	01/08/19	1,200,000	1,222,064	1,219,772	(2,292)	1.21%	830	0.59%
07/01/15	Treasury Note	912828SD3	1.250	01/31/19	01/31/19	4,000,000	4,003,594	4,038,908	35,314	0.83%	853	1.94%
01/14/16	IBM Corp	459200HT1	1.950	02/12/19	02/12/19	1,150,000	1,164,229	1,168,041	3,812	1.27%	865	0.56%
02/26/16	Cisco Systems Inc	17275RAE2	4.950	02/15/19	02/15/19	1,050,000	1,156,947	1,138,717	(18,230)	1.32%	868	0.55%
01/21/15	Union Pacific Corporation	907818DW5	2.250	02/15/19	02/15/19	1,050,000	1,078,576	1,069,264	(9,312)	1.46%	868	0.51%
06/30/16	Treasury Note	912828P53	0.750	02/15/19	02/15/19	5,000,000	5,008,984	4,990,430	(18,554)	0.83%	868	2.40%
07/11/16	JP Morgan Chase & CO	46625HQU7	1.850	03/22/19	02/22/19	1,710,000	1,731,443	1,719,631	(11,812)	1.62%	875	0.83%
09/15/14	Unitedhealth Group Inc	91324PCB6	1.625	03/15/19	03/15/19	720,000	706,025	724,275	18,250	1.38%	896	0.35%
12/07/15	FHLMC	3137EACA5	3.750	03/27/19	03/27/19	3,500,000	3,763,900	3,741,077	(22,823)	0.95%	908	1.80%
04/16/16	Lowe's Companies Inc	548661DL8	1.150	04/15/19	04/15/19	1,000,000	998,565	998,797	232	1.20%	927	0.48%
09/12/14	Public Service Electric And Gas	74456QBG0	1.800	06/01/19	05/01/19	1,129,000	1,122,407	1,144,563	22,156	1.27%	943	0.55%
12/08/14	Target Corporation	87612EBB1	2.300	06/26/19	06/26/19	1,005,000	1,027,143	1,034,152	7,009	1.22%	999	0.50%

Burbank-Glendale-Pasadena Airport Authority - Operating Account
Statement of Investments
As of 09/30/16

Purchase Date	Type of Investment	CUSIP	Coupon	Maturity Date	Eff. Mat. Date	Par Value	Purchase Cost	Market Value	Unrealized Gain/Loss	YTM	Days to Eff. Mat.	% Mkt Value
03/17/15	FNMA Bench	3135G0ZG1	1.750	09/12/19	09/12/19	4,500,000	4,545,910	4,597,268	51,358	1.00%	1077	2.21%
04/01/16	Treasury Note	912828F62	1.500	10/31/19	10/31/19	3,905,000	3,970,134	3,973,642	3,508	0.92%	1126	1.91%
05/26/15	Arizona Public Service Company	040555CR3	2.200	01/15/20	12/15/19	950,000	956,522	972,207	15,685	1.47%	1171	0.47%
01/19/16	Treasury Note	912828G95	1.625	12/31/19	12/31/19	4,250,000	4,326,504	4,341,473	14,969	0.95%	1187	2.08%
04/21/16	Pepsico Inc	713448BN7	4.500	01/15/20	01/15/20	1,300,000	1,445,831	1,428,133	(17,698)	1.42%	1202	0.69%
04/25/16	Medtronic Inc	585055BG0	2.500	03/15/20	03/15/20	1,200,000	1,241,266	1,241,150	(116)	1.48%	1262	0.60%
05/08/15	United Technologies Corporation	913017BR9	4.500	04/15/20	04/15/20	1,150,000	1,283,709	1,271,236	(12,473)	1.44%	1293	0.61%
03/08/16	Public Service Company of Colorado	744448CD1	3.200	11/15/20	05/15/20	1,080,000	1,135,783	1,147,139	11,356	1.64%	1323	0.55%
04/21/16	Travelers Cos Inc	89417EAG4	3.900	11/01/20	11/01/20	900,000	984,932	980,308	(4,624)	1.63%	1493	0.47%
	Subtotal					\$190,900,914	\$194,539,366	\$193,574,135	\$ (965,231)	0.87%	545	92.95%
	Local Agency Investment Fund (LAIF)					14,684,736	14,684,736	14,689,230	4,494	0.63%	165	7.05%
	Subtotal					\$205,585,650	\$209,224,102	\$208,263,365	\$ (960,737)	0.86%	518	100.00%
	Operating Bank Balance						4,731,909					
	TOTAL						\$213,956,011					

Burbank-Glendale-Pasadena Airport Authority - Operating Account
Statement of Purchases - Maturities - Sales
As of 09/30/16

PURCHASES

Purchase Date	Type of Investment	CUSIP	Coupon	Maturity Date	Par Value	Purchase Price	Purchase Cost	Prepaid Interest
09/07/16	Coca-Cola Company (The)	191216BA7	1.150	04/01/18	590,000.00	100.21400	\$ 591,262.60	\$ (2,940.17)
09/08/16	Coca-Cola Company (The)	191216BA7	1.150	04/01/18	860,000.00	100.18700	861,608.20	(4,313.14)
09/22/16	Treasury Note	912828G95	1.625	12/31/19	1,500,000.00	101.94922	1,529,238.28	(5,563.86)
							-	-
							-	-
TOTAL PURCHASES					\$ 2,950,000.00		\$ 2,982,109.08	\$ (12,817.17)

MATURITIES

Purchase Date	Type of Investment	CUSIP	Coupon	Maturity Date	Par Value	Purchase Price	Purchase Cost	Gain / (Loss)
02/21/13	Coca-Cola Company (The)	191216AU4	1.800	09/01/16	\$ 1,450,000.00	102.51800	\$ 1,486,511.00	\$ (36,511.00)
							-	-
							-	-
TOTAL MATURITIES					\$ 1,450,000.00		\$ 1,486,511.00	\$ (36,511.00)

SALES / REDEMPTIONS

Purchase Date	Type of Investment	CUSIP	Coupon	Maturity Date	Sale Date	Par Value	Sale Price	Sale Amount	Purchase Cost	Gain / (Loss)
10/09/13	PNC Bank NA	69349LAN8	1.300	10/03/16	09/06/16	\$ 1,280,000.00	100.00000	\$ 1,280,000.00	\$ 1,285,273.30	\$ (5,273.30)
								-		-
								-		-
TOTAL SALES						\$ 1,280,000.00		\$ 1,280,000.00	\$ 1,285,273.30	\$ (5,273.30)

Burbank-Glendale-Pasadena Airport Authority - Operating Account
Earnings Report
09/01/16-09/30/16

Type of Investment	Coupon	Maturity Date	Previous Accrual	Realized Interest For Period	Interest Paid At Purc/Recv	Current Accrual	Interest Earned	Amrt/Accrt For Period	Adjusted Total Int. Earned
FIXED INCOME									
Coca-Cola Company (The)	NOTE	1.800	09/01/16	13,050.00	13,050.00	-	-	-	-
PNC Bank NA	NOTE	1.300	10/03/16	6,840.88	7,072.00	-	-	231.12	466.71
Treasury Note	NOTE	1.000	10/31/16	13,377.17	-	-	16,613.59	3,236.42	2,286.70
Procter & Gamble Co	NOTE	0.750	11/04/16	2,437.50	-	-	3,062.50	625.00	637.43
Key Bank NA	NOTE	1.100	11/25/16	1,466.67	-	-	1,925.00	458.33	469.20
Comcast Corporation	NOTE	6.500	01/15/17	11,420.13	-	-	18,868.06	7,447.93	1,246.52
Pfizer Inc	NOTE	0.900	01/15/17	1,679.00	-	-	2,774.00	1,095.00	1,173.12
Treasury Note	MTN	0.875	01/31/17	1,559.78	-	-	3,022.08	1,462.30	1,464.62
Ace InA Holdings Inc	NOTE	5.700	02/15/17	2,280.00	-	-	6,555.00	4,275.00	669.71
Walt Disney Co	MTN	1.125	02/15/17	600.00	-	-	1,725.00	1,125.00	920.83
FHLMC	NOTE	1.000	03/08/17	28,833.33	30,000.00	-	3,833.33	5,000.00	3,970.74
Branch Banking and Trust Company	MTN	1.000	04/03/17	4,226.22	-	-	5,082.89	856.67	946.94
FNMA	NOTE	1.125	04/27/17	17,631.25	-	-	21,896.88	4,265.63	3,633.51
State Street Corporation	NOTE	5.375	04/30/17	18,065.97	-	-	22,545.14	4,479.17	903.40
US Bancorp	NOTE	1.650	05/15/17	7,287.50	-	-	9,350.00	2,062.50	1,315.89
FHLB	NOTE	4.875	05/17/17	61,614.58	-	-	79,388.02	17,773.44	3,480.81
FHLB	NOTE	1.000	06/21/17	7,868.85	-	-	11,147.54	3,278.69	2,335.15
Treasury Note	NOTE	0.500	07/31/17	554.35	-	-	1,074.05	519.70	670.01
Duke Energy Florida LLC	NOTE	5.800	09/15/17	18,052.50	19,575.00	-	1,740.00	3,262.50	553.52
Home Depot Inc	NOTE	1.220	09/15/17	2,215.42	2,613.06	-	542.35	939.99	705.32
FNMA Bench	NOTE	1.000	09/27/17	12,833.34	15,000.00	-	333.34	2,500.00	1,791.99
Treasury Note	NOTE	0.625	09/30/17	20,380.81	24,218.75	-	133.07	3,971.01	4,348.72
Treasury Note	NOTE	0.750	10/31/17	27,672.55	-	-	34,367.53	6,694.98	6,497.70
Praxair Inc	NOTE	1.050	11/07/17	2,277.63	-	-	2,877.00	599.37	673.95
FHLB	NOTE	5.000	11/17/17	36,111.11	-	-	46,527.78	10,416.67	1,663.59
FHLMC Reference Notes	NOTE	5.125	11/17/17	76,988.89	-	-	99,197.22	22,208.33	5,625.00
Mellife Inc	NOTE	1.903	12/15/17	3,213.96	3,806.00	-	676.62	1,268.66	1,121.37
FHLMC Reference Notes	NOTE	0.750	01/12/18	3,828.13	-	-	6,171.88	2,343.75	2,437.65
Bank of New York Mellon Corp	NOTE	1.300	01/25/18	1,300.00	-	-	2,383.33	1,083.33	1,223.06
FNMA Benchmark Notes	NOTE	0.875	02/08/18	3,354.17	-	-	7,729.16	4,374.99	6,502.75
Fifth Third Bank	NOTE	1.450	02/28/18	40.28	-	-	1,248.62	1,208.34	1,344.88
Exxon Mobil Corp	NOTE	1.305	03/06/18	4,440.63	4,567.50	-	634.38	761.25	693.79
FFCB	NOTE	0.573	03/22/18	753.39	2,335.51	-	716.33	2,298.45	2,859.17
Coca-Cola Company (The)	NOTE	1.150	04/01/18	-	-	7,253.31	8,337.50	1,084.19	964.76

Burbank-Glendale-Pasadena Airport Authority - Operating Account
Earnings Report
09/01/16-09/30/16

Type of Investment		Coupon	Maturity Date	Previous Accrual	Realized Interest For Period	Interest Paid At Purc/Recv	Current Accrual	Interest Earned	Amrt/Accrt For Period	Adjusted Total Int. Earned
General Electric Capital Corp	NOTE	1.556	04/02/18	3,904.11	-	-	6,645.48	2,741.37	(524.49)	2,216.88
Wells Fargo & Company	NOTE	1.345	04/23/18	2,240.84	-	-	3,921.46	1,680.62	(86.64)	1,593.98
FHLB	NOTE	1.125	04/25/18	5,985.00	-	-	7,410.00	1,425.00	(482.33)	942.67
Boeing Co	NOTE	0.950	05/15/18	2,640.57	-	-	3,387.91	747.34	181.00	928.34
Merck & Co Inc	NOTE	1.300	05/18/18	5,021.25	-	-	6,483.74	1,462.49	155.27	1,617.76
Treasury Note	NOTE	1.000	05/31/18	33,058.20	-	-	43,722.14	10,663.94	757.23	11,421.17
FHLMC	NOTE	4.875	06/13/18	58,093.75	-	-	80,437.50	22,343.75	(17,787.46)	4,556.29
Southern California Gas Company	NOTE	1.550	06/15/18	3,844.86	-	-	5,362.57	1,517.71	(273.94)	1,243.77
Chevron Corp	NOTE	1.718	06/24/18	2,877.65	-	-	4,166.15	1,288.50	(388.25)	900.25
Treasury Note	NOTE	0.875	07/15/18	8,845.11	-	-	14,373.30	5,528.19	(466.89)	5,061.30
FNMA Benchmark Notes	NOTE	1.125	07/20/18	4,804.69	-	-	8,320.31	3,515.62	(807.34)	2,708.28
Nevada Power Company	NOTE	6.500	08/01/18	5,687.51	-	-	11,374.99	5,687.48	(4,159.45)	1,528.03
3M Company	NOTE	1.375	08/07/18	825.00	-	-	1,856.25	1,031.25	44.50	1,075.75
Berkshire Hathaway Finance Corp	NOTE	2.000	08/15/18	1,377.77	-	-	3,961.11	2,583.34	(899.65)	1,683.69
Treasury Note	NOTE	1.500	08/31/18	265.19	-	-	8,221.00	7,955.81	(2,234.54)	5,721.27
FNMA	NOTE	1.125	10/19/18	15,468.75	-	-	18,984.38	3,515.63	(751.25)	2,764.38
Microsoft Corporation	NOTE	1.300	11/03/18	2,769.72	-	-	3,473.88	704.16	2.56	706.72
Treasury Note	NOTE	1.500	12/31/18	1,283.97	-	-	1,895.38	611.41	(93.67)	517.74
John Deere Capital Corp	NOTE	1.950	01/08/19	3,445.00	-	-	5,395.00	1,950.00	(713.28)	1,236.72
Commonwealth Edison Company	NOTE	2.150	01/15/19	2,747.22	-	-	4,538.89	1,791.67	(566.04)	1,225.63
Oracle Corporation	NOTE	1.260	01/15/19	1,965.75	-	-	3,194.36	1,228.61	(111.65)	1,116.96
Manufacturers & Traders Trust Co	NOTE	2.300	01/30/19	1,980.55	-	-	3,897.23	1,916.68	(374.87)	1,541.81
Treasury Note	NOTE	1.250	01/31/19	4,347.83	-	-	8,423.91	4,076.08	(82.30)	3,993.78
Simon Property Group LP	NOTE	2.200	02/01/19	1,585.84	-	-	3,171.66	1,585.82	(328.59)	1,257.23
IBM Corp	NOTE	1.950	02/12/19	1,183.54	-	-	3,052.29	1,868.75	(404.58)	1,464.17
Cisco Systems Inc	NOTE	4.950	02/15/19	2,310.00	-	-	6,641.25	4,331.25	(3,056.13)	1,275.12
Treasury Note	NOTE	0.750	02/15/19	1,732.34	-	-	4,789.40	3,057.06	(280.76)	2,776.30
Union Pacific Corporation	NOTE	2.250	02/15/19	1,050.00	-	-	3,018.76	1,968.76	(687.26)	1,281.50
Johnson & Johnson	NOTE	1.112	03/01/19	4,263.09	3,615.03	-	1,390.14	742.08	(67.25)	674.83
Unitedhealth Group Inc	NOTE	1.625	03/15/19	5,395.00	5,850.00	-	520.00	975.00	258.80	1,233.80
JP Morgan Chase & CO	NOTE	1.850	03/22/19	13,884.25	15,729.63	-	790.88	2,636.26	(683.64)	1,952.62
FHLMC	NOTE	3.750	03/27/19	56,145.83	65,625.00	-	1,458.33	10,937.50	(6,652.94)	4,284.56
Lowes Companies Inc	NOTE	1.150	04/15/19	4,184.72	-	-	5,143.06	958.34	40.16	998.50
Apple Inc	NOTE	1.088	05/06/19	942.59	-	-	2,030.19	1,087.60	89.13	1,176.73
Public Service Electric And Gas	NOTE	1.800	06/01/19	5,080.50	-	-	6,774.00	1,693.50	90.01	1,783.51

Burbank-Glendale-Pasadena Airport Authority - Operating Account
Earnings Report
09/01/16-09/30/16

Type of Investment	Coupon	Maturity Date	Previous Accrual	Realized Interest For Period	Interest Paid At Purc/Recv	Current Accrual	Interest Earned	Amrt/Accrt For Period	Adjusted Total Int. Earned	
Target Corporation	NOTE	2.300	06/26/19	4,173.55	-	-	6,099.80	1,926.25	(509.89)	1,416.36
FNMA Bench	NOTE	1.750	09/12/19	36,968.76	39,375.00	-	4,156.25	6,562.49	(913.81)	5,648.68
Treasury Note	NOTE	1.500	10/31/19	19,737.23	-	-	24,512.36	4,775.13	(1,493.90)	3,281.23
Treasury Note	NOTE	1.625	12/31/19	7,650.31	-	5,563.86	17,453.30	4,239.13	(1,264.22)	2,974.91
Arizona Public Service Company	NOTE	2.200	01/15/20	2,670.55	-	-	4,412.23	1,741.68	(139.53)	1,602.15
Pepsico Inc	NOTE	4.500	01/15/20	7,475.00	-	-	12,350.00	4,875.00	(3,292.50)	1,582.50
Medtronic Inc	NOTE	2.500	03/15/20	13,833.33	15,000.00	-	1,333.33	2,500.00	(884.29)	1,615.71
United Technologies Corporation	NOTE	4.500	04/15/20	19,550.00	-	-	23,862.50	4,312.50	(2,441.44)	1,871.06
American Express Credit Corp	NOTE	1.906	09/14/20	2,619.99	3,051.13	-	629.97	1,061.11	(58.30)	1,002.81
Travelers Cos Inc	NOTE	3.900	11/01/20	11,700.00	-	-	14,625.00	2,925.00	(1,581.69)	1,343.31
Public Service Company of Colorado	NOTE	3.200	11/15/20	10,175.99	-	-	13,056.00	2,880.01	(1,126.96)	1,753.05
Subtotal				\$ 822,048.69	\$ 270,483.61	\$ 12,817.17	\$ 843,196.83	\$ 278,814.58	\$ (112,662.26)	\$ 166,152.32
CASH EQUIVALENTS										
Blackrock Liquidity Funds				-	202.29	-	-	202.29	-	202.29
Subtotal				\$ -	\$ 202.29	\$ -	\$ -	\$ 202.29	\$ -	\$ 202.29
LAIF										
Local Agency Investment Fund				15,098.24	-	-	23,334.62	8,236.38	-	8,236.38
TOTAL				\$ 837,146.93	\$ 270,685.90	\$ 12,817.17	\$ 866,531.45	\$ 287,253.25	\$ (112,662.26)	\$ 174,590.99

Burbank-Glendale-Pasadena Airport Authority - PFC Account
Statement of Investments
As of 09/30/16

Purchase Date	Type of Investment	CUSIP	Coupon	Maturity Date	Eff Mat. Date	Par Value	Purchase Cost	Market Value	Unrealized Gain/Loss	YTM	Days to Eff. Mat.	% Mkt Value
09/30/16	Columbia Treasury Reserves	097101307	0.000	09/30/16	09/30/16	\$ 574,436	\$ 574,436	\$ 574,436	\$ -	0.00%	0	2.41%
01/21/15	General Electric Capital Corp	36962G6X7	1.556	04/02/18	10/02/16	185,000	186,693	186,455	(238)	1.06%	2	0.78%
01/21/16	Oracle Corporation	68389XAR6	1.260	01/15/19	10/15/16	125,000	125,299	125,957	658	1.11%	15	0.53%
10/05/15	Wells Fargo & Company	94974BFK1	1.345	04/23/18	10/23/16	175,000	175,592	175,412	(180)	1.35%	23	0.74%
05/06/15	Treasury Note	912828RM4	1.000	10/31/16	10/31/16	375,000	377,871	375,248	(2,623)	0.21%	31	1.57%
09/12/14	Procter & Gamble Co	742718ED7	0.750	11/04/16	11/04/16	125,000	124,960	125,010	50	0.67%	35	0.52%
05/06/16	Apple Inc	037833AP5	1.088	05/06/19	11/06/16	135,000	134,634	135,492	858	1.02%	37	0.57%
03/02/16	Johnson & Johnson	478160BW3	1.112	03/01/19	12/01/16	160,000	160,136	160,509	373	1.00%	62	0.67%
04/26/16	Home Depot Inc	437076BJ0	1.220	09/15/17	12/15/16	100,000	100,397	100,275	(122)	0.95%	76	0.42%
07/09/14	Comcast Corporation	20030NAP6	6.500	01/15/17	01/15/17	150,000	165,457	152,285	(13,172)	1.24%	107	0.64%
09/12/14	Pfizer Inc	717081DD2	0.900	01/15/17	01/15/17	160,000	159,874	159,991	117	0.92%	107	0.67%
05/06/15	Treasury Note	912828SC5	0.875	01/31/17	01/31/17	350,000	351,859	350,632	(1,227)	0.33%	123	1.47%
04/26/16	Ace InA Holdings Inc	00440EAJ6	5.700	02/15/17	02/15/17	100,000	103,859	101,643	(2,216)	1.29%	138	0.43%
02/19/13	Walt Disney Company (The)	25468PCS3	1.125	02/15/17	02/15/17	160,000	159,987	160,131	144	0.90%	138	0.67%
03/19/12	FHLMC	3137EADC0	1.000	03/08/17	03/08/17	755,000	746,165	756,733	10,568	0.48%	159	3.17%
07/09/14	US Bancorp	91159HHD5	1.650	05/15/17	04/15/17	175,000	176,803	175,510	(1,293)	1.18%	197	0.74%
05/06/15	FNMA	3135G0JA2	1.125	04/27/17	04/27/17	300,000	302,598	300,941	(1,657)	0.58%	209	1.26%
09/12/14	State Street Corporation	857477AD5	5.375	04/30/17	04/30/17	110,000	119,523	112,724	(6,799)	1.10%	212	0.47%
07/07/14	FHLB	3133XKQX6	4.875	05/17/17	05/17/17	875,000	957,246	898,304	(58,942)	0.63%	229	3.77%
01/28/15	FHLB	313379DD8	1.000	06/21/17	06/21/17	700,000	704,816	702,006	(2,810)	0.60%	264	2.94%
10/17/12	Treasury Note	912828TG5	0.500	07/31/17	07/31/17	1,265,000	1,259,009	1,263,813	4,804	0.61%	304	5.30%
07/14/16	Duke Energy Florida LLC	341099CG2	5.800	09/15/17	09/15/17	100,000	105,632	104,236	(1,396)	1.34%	350	0.44%
03/17/15	FNMA Bench	3135G0ZL0	1.000	09/27/17	09/27/17	700,000	700,924	702,248	1,324	0.67%	362	2.94%
09/25/14	Treasury Note	912828TW0	0.750	10/31/17	10/31/17	940,000	932,264	940,599	8,335	0.69%	396	3.94%
06/01/16	Praxair Inc	74005PBC7	1.050	11/07/17	11/07/17	75,000	74,859	74,976	117	1.08%	403	0.31%
11/20/14	FHLB	3133XMQ87	5.000	11/17/17	11/17/17	450,000	501,998	471,503	(30,495)	0.75%	413	1.98%
09/10/14	FHLMC Reference Notes	3137EABA6	5.125	11/17/17	11/17/17	800,000	897,594	838,883	(58,711)	0.80%	413	3.52%
10/07/14	Metlife Inc	59156RBK3	1.903	12/15/17	12/15/17	100,000	100,663	100,542	(121)	1.45%	441	0.42%
07/09/14	Bank Of New York Mellon Corp	06406HCE7	1.300	01/25/18	12/25/17	100,000	98,925	100,222	1,297	1.13%	451	0.42%
07/07/14	FNMA Benchmark Notes	3135G0TG8	0.875	02/08/18	02/08/18	1,000,000	986,045	1,001,338	15,293	0.78%	496	4.20%
10/28/15	Exxon Mobil Corp	30231GAL6	1.305	03/06/18	03/06/18	100,000	100,776	100,303	(473)	1.09%	522	0.42%
09/07/16	Coca-Cola Company (The)	191216BA7	1.150	04/01/18	04/01/18	175,000	175,346	175,185	(161)	1.08%	548	0.73%
06/25/16	FHLB	3130A4GJ5	1.125	04/25/18	04/25/18	555,000	559,246	557,697	(1,549)	0.81%	572	2.34%
09/25/15	Boeing Co	097023BE4	0.950	05/15/18	05/15/18	94,000	93,432	93,887	455	1.02%	592	0.39%

Burbank-Glendale-Pasadena Airport Authority - PFC Account
Statement of Investments
As of 09/30/16

Purchase Date	Type of Investment	CUSIP	Coupon	Maturity Date	Eff Mat. Date	Par Value	Purchase Cost	Market Value	Unrealized Gain/Loss	YTM	Days to Eff. Mat.	% Mkt Value
07/09/14	Merck & Co Inc	58933YAG0	1.300	05/18/18	05/18/18	150,000	148,778	150,570	1,792	1.06%	595	0.63%
06/29/16	Chevron Corp	166764AE0	1.718	06/24/18	05/24/18	100,000	100,985	100,881	(104)	1.20%	601	0.42%
02/18/15	Treasury Note	912828VE7	1.000	05/31/18	05/31/18	825,000	825,248	828,255	3,007	0.76%	608	3.47%
09/25/14	FHLMC	3137EABP3	4.875	06/13/18	06/13/18	750,000	834,773	800,855	(33,918)	0.85%	621	3.36%
04/21/16	Southern California Gas Company	842434CN0	1.550	06/15/18	06/15/18	125,000	125,896	125,811	(85)	1.17%	623	0.53%
02/29/16	Nevada Power Company	641423BW7	6.500	08/01/18	08/01/18	115,000	127,818	125,561	(2,257)	1.41%	670	0.53%
06/30/16	3M Company	88579YAP6	1.375	08/07/18	08/07/18	100,000	101,129	100,575	(554)	1.06%	676	0.42%
12/18/15	Berkshire Hathaway Finance Corp	084664BY6	2.000	08/15/18	08/15/18	165,000	167,603	167,368	(235)	1.22%	684	0.70%
12/10/15	Treasury Note	912828RE2	1.500	08/31/18	08/31/18	800,000	809,246	810,813	1,567	0.79%	700	3.40%
12/24/15	Simon Property Group LP	828807CQ8	2.200	02/01/19	11/01/18	97,000	97,924	98,872	948	1.36%	762	0.41%
01/21/16	Microsoft Corporation	5594918BF0	1.300	11/03/18	11/03/18	100,000	100,032	100,488	456	1.06%	764	0.42%
08/04/16	Caterpillar Financial Services	14912L6M8	1.800	11/13/18	11/13/18	135,000	137,086	136,183	(903)	1.38%	774	0.57%
04/13/16	Commonwealth Edison Company	202795JC5	2.150	01/15/19	12/15/18	115,000	117,094	116,806	(288)	1.45%	806	0.49%
11/16/15	Treasury Note	912828A75	1.500	12/31/18	12/31/18	600,000	604,953	608,977	4,024	0.83%	822	2.55%
09/25/15	BB&T Corp	05531FAQ6	2.250	02/01/19	01/02/19	110,000	111,642	112,095	453	1.42%	824	0.47%
06/30/16	John Deere Capital Corp	24422ETE9	1.950	01/08/19	01/08/19	135,000	138,016	137,224	(792)	1.21%	830	0.58%
04/01/15	Treasury Note	912828SD3	1.250	01/31/19	01/31/19	900,000	905,625	908,754	3,129	0.83%	853	3.81%
01/14/16	IBM Corp	459200HT1	1.950	02/12/19	02/12/19	110,000	111,065	111,726	661	1.27%	865	0.47%
02/26/16	Cisco Systems Inc	17275RAE2	4.950	02/15/19	02/15/19	125,000	137,609	135,562	(2,047)	1.32%	868	0.57%
01/21/15	Union Pacific Corporation	907818DW5	2.250	02/15/19	02/15/19	115,000	118,266	117,110	(1,156)	1.46%	868	0.49%
07/11/16	JP Morgan Chase & CO	46625HQU7	1.850	03/22/19	02/22/19	190,000	192,383	191,070	(1,313)	1.62%	875	0.80%
09/15/14	Unitedhealth Group Inc	91324PCB6	1.625	03/15/19	03/15/19	100,000	98,472	100,594	2,122	1.38%	896	0.42%
08/31/16	FHLMC	3137EACA5	3.750	03/27/19	03/27/19	400,000	428,344	427,552	(792)	0.95%	908	1.79%
04/20/16	Lowes Companies Inc	548661DL8	1.150	04/15/19	04/15/19	110,000	109,881	109,868	(13)	1.20%	927	0.46%
09/12/14	Public Service Electric And Gas	74456QBG0	1.800	06/01/19	05/01/19	124,000	123,022	125,709	2,687	1.27%	943	0.53%
01/21/15	Target Corporation	87612EBB1	2.300	06/26/19	06/26/19	110,000	113,227	113,191	(36)	1.22%	999	0.47%
07/29/16	Treasury Note	912828WW6	1.625	07/31/19	07/31/19	800,000	817,703	816,625	(1,078)	0.88%	1034	3.42%
01/28/15	FNMA Bench	3135G0ZG1	1.750	09/12/19	09/12/19	990,000	1,004,663	1,011,399	6,736	1.00%	1077	4.24%
04/01/16	Treasury Note	912828F62	1.500	10/31/19	10/31/19	610,000	620,175	620,723	548	0.92%	1126	2.60%
05/26/15	Arizona Public Service Company	040555CR3	2.200	01/15/20	12/15/19	100,000	100,341	102,338	1,997	1.47%	1171	0.43%
09/02/16	National Rural Utilities Coop	637432NC5	2.000	01/27/20	12/27/19	115,000	116,716	116,191	(525)	1.68%	1183	0.49%
01/11/16	Treasury Note	912828G95	1.625	12/31/19	12/31/19	760,000	771,928	776,357	4,429	0.95%	1187	3.25%
09/26/16	Treasury Note	912828UF5	1.125	12/31/19	12/31/19	250,000	251,318	251,406	88	0.95%	1187	1.05%
12/14/15	Pepsico Inc	713448BN7	4.500	01/15/20	01/15/20	140,000	153,849	153,799	(50)	1.42%	1202	0.64%

Burbank-Glendale-Pasadena Airport Authority - PFC Account
Statement of Investments
As of 09/30/16

Purchase Date	Type of Investment	CUSIP	Coupon	Maturity Date	Eff Mat. Date	Par Value	Purchase Cost	Market Value	Unrealized Gain/Loss	YTM	Days to Eff. Mat.	% Mkt Value
09/02/16	PNC Funding Corp	693476BJ1	5.125	02/08/20	02/08/20	140,000	155,865	155,527	(338)	1.71%	1226	0.65%
04/25/16	Medtronic Inc	585055BG0	2.500	03/15/20	03/15/20	130,000	134,471	134,458	(13)	1.48%	1262	0.56%
05/18/15	United Technologies Corporation	913017BR9	4.500	04/15/20	04/15/20	125,000	139,686	138,178	(1,508)	1.44%	1293	0.58%
09/25/15	American Express Credit Corp	0258M0DT3	2.375	05/26/20	04/25/20	125,000	126,660	127,845	1,185	1.73%	1303	0.54%
03/08/16	Public Service Company of Colorado	744448CD1	3.200	11/15/20	05/15/20	115,000	120,648	122,149	1,501	1.64%	1323	0.51%
04/21/16	Travelers Cos Inc	89417EAG4	3.900	11/01/20	11/01/20	100,000	109,436	108,923	(513)	1.63%	1493	0.46%
	Subtotal					\$ 23,449,436	\$ 24,004,494	\$ 23,853,514	\$ (150,980)	0.87%	588	100.00%
	PFC Bank Balance						31,744					
	TOTAL						\$ 24,036,238					

Burbank-Glendale-Pasadena Airport Authority - PFC Account
Statement of Purchases - Maturities - Sales
As of 09/30/16

PURCHASES

Purchase Date	Type of Investment	CUSIP	Coupon	Maturity Date	Par Value	Purchase Price	Purchase Cost	Prepaid Interest
09/07/16	Coca-Cola Company (The)	191216BA7	1.150	04/01/18	\$ 71,000.00	100.21400	\$ 71,151.94	\$ (353.82)
09/07/16	National Rural Utilities Coop	637432NC5	2.000	01/27/20	40,000.00	101.50900	40,603.60	(88.89)
09/08/16	Coca-Cola Company (The)	191216BA7	1.150	04/01/18	104,000.00	100.18700	104,194.48	(521.59)
09/15/16	National Rural Utilities Coop	637432NC5	2.000	01/27/20	5,000.00	101.40000	5,070.00	(13.33)
09/26/16	FNMA Bench	3135G0ZG1	1.750	09/12/19	250,000.00	102.16570	255,414.25	(170.14)
09/26/16	Treasury Note	912828UF5	1.125	12/31/19	250,000.00	100.52734	251,318.36	(672.55)
							-	
							-	
							-	
							-	
TOTAL PURCHASES					\$ 720,000.00		\$ 727,752.63	\$ (1,820.32)

MATURITIES

Purchase Date	Type of Investment	CUSIP	Coupon	Maturity Date	Par Value	Purchase Price	Purchase Cost	Gain / (Loss)
03/06/13	Coca-Cola Company (The)	191216AU4	1.800	09/01/16	\$ 200,000.00	103.57100	\$ 207,142.00	\$ (7,142.00)
							-	-
							-	-
							-	-
TOTAL MATURITIES					\$ 200,000.00		\$ 207,142.00	\$ (7,142.00)

SALES / REDEMPTIONS / DELIVERS

Purchase Date	Type of Investment	CUSIP	Coupon	Maturity Date	Sale Date	Par Value	Sale Price	Sale Amount	Purchase Cost	Gain / (Loss)
								\$ -		\$ -
								-		-
								-		-
								-		-
						\$ -		\$ -	\$ -	\$ -

Burbank-Glendale-Pasadena Airport Authority - PFC Account

Earnings Report

09/01/16-09/30/16

Type of Investment	Type	Coupon	Maturity Date	Previous Accrual	Realized Interest For Period	Interest Paid At Purc/Recv	Current Accrual	Interest Earned	Amrt/Accrt For Period	Adjusted Total Int. Earned
FIXED INCOME										
Coca-Cola Company (The)	NOTE	1.800	09/01/16	1,800.00	1,800.00	-	-	-	-	-
Treasury Note	NOTE	1.000	10/31/16	1,263.59	-	-	1,569.29	305.70	(158.33)	147.37
Procter & Gamble Co	NOTE	0.750	11/04/16	304.69	-	-	382.81	78.12	1.55	79.67
Comcast Corporation	NOTE	6.500	01/15/17	1,245.84	-	-	2,058.33	812.49	(679.55)	132.94
Pfizer Inc	NOTE	0.900	01/15/17	184.00	-	-	304.00	120.00	0.84	120.84
Treasury Note	NOTE	0.875	01/31/17	266.30	-	-	515.96	249.66	(87.71)	161.95
Ace InA Holdings Inc	NOTE	5.700	02/15/17	253.33	-	-	728.33	475.00	(400.59)	74.41
Walt Disney Company (The)	MTN	1.125	02/15/17	80.00	-	-	230.00	150.00	0.27	150.27
FHLMC	NOTE	1.000	03/08/17	3,628.19	3,775.00	-	482.36	629.17	209.60	838.77
FNMA	NOTE	1.125	04/27/17	1,162.50	-	-	1,443.75	281.25	(109.62)	171.63
State Street Corporation	NOTE	5.375	04/30/17	1,987.26	-	-	2,479.97	492.71	(387.95)	104.76
US Bancorp	NOTE	1.650	05/15/17	850.21	-	-	1,090.84	240.63	(76.56)	164.07
FHLB	NOTE	4.875	05/17/17	12,322.92	-	-	15,877.61	3,554.69	(2,848.55)	706.14
FHLB	NOTE	1.000	06/21/17	1,377.05	-	-	1,950.82	573.77	(165.12)	408.65
Treasury Note	NOTE	0.500	07/31/17	550.00	-	-	1,065.63	515.63	242.76	758.39
Duke Energy Florida LLC	NOTE	5.800	09/15/17	2,674.44	2,900.00	-	257.78	483.34	(401.33)	82.01
Home Depot Inc	NOTE	1.220	09/15/17	221.54	261.31	-	54.23	94.00	(23.47)	70.53
FNMA Bench	NOTE	1.000	09/27/17	2,994.44	3,500.00	-	77.78	583.34	(30.46)	552.88
Treasury Note	NOTE	0.750	10/31/17	2,375.54	-	-	2,950.27	574.73	212.09	786.82
Praxair Inc	NOTE	1.050	11/07/17	249.38	-	-	315.00	65.62	8.20	73.82
FHLB	NOTE	5.000	11/17/17	6,500.00	-	-	8,375.00	1,875.00	(1,448.40)	426.60
FHLMC Reference Notes	NOTE	5.125	11/17/17	11,844.44	-	-	15,261.11	3,416.67	(2,574.43)	842.24
Metlife Inc	NOTE	1.903	12/15/17	401.74	475.75	-	84.58	158.59	(17.33)	141.26
Bank Of New York Mellon Corp	NOTE	1.300	01/25/18	130.00	-	-	238.33	108.33	26.46	134.79
FNMA Benchmark Notes	NOTE	0.875	02/08/18	559.03	-	-	1,288.20	729.17	337.87	1,067.04
Exxon Mobil Corp	NOTE	1.305	03/06/18	634.38	652.50	-	90.63	108.75	(27.46)	81.29
Coca-Cola Company (The)	NOTE	1.150	04/01/18	-	-	875.41	1,006.25	130.84	(14.42)	116.42
General Electric Capital Corp	NOTE	1.556	04/02/18	427.37	-	-	727.47	300.10	(47.40)	252.70
Wells Fargo & Company	NOTE	1.345	04/23/18	261.44	-	-	457.51	196.07	(19.96)	176.11
FHLB	NOTE	1.125	04/25/18	2,185.32	-	-	2,705.63	520.31	(193.75)	326.56
Boeing Co	NOTE	0.950	05/15/18	262.94	-	-	337.36	74.42	18.10	92.52
Merck & Co Inc	NOTE	1.300	05/18/18	557.92	-	-	720.42	162.50	21.72	184.22
Treasury Note	NOTE	1.000	05/31/18	2,096.31	-	-	2,772.54	676.23	(35.91)	640.32

Burbank-Glendale-Pasadena Airport Authority - PFC Account
Earnings Report
09/01/16-09/30/16

Type of Investment	Type	Coupon	Maturity Date	Previous Accrual	Realized Interest For Period	Interest Paid At Purc/Recv	Current Accrual	Interest Earned	Amrt/Accrt For Period	Adjusted Total Int. Earned
FHLMC	NOTE	4.875	06/13/18	7,921.88	-	-	10,968.75	3,046.87	(2,150.82)	896.05
Southern California Gas Company	NOTE	1.550	06/15/18	409.03	-	-	570.49	161.46	(34.74)	126.72
Chevron Corp	NOTE	1.718	06/24/18	319.74	-	-	462.91	143.17	(43.14)	100.03
Nevada Power Company	NOTE	6.500	08/01/18	622.92	-	-	1,245.83	622.91	(444.46)	178.45
3M Company	NOTE	1.375	08/07/18	91.67	-	-	206.25	114.58	(44.74)	69.84
Berkshire Hathaway Finance Corp	NOTE	2.000	08/15/18	146.66	-	-	421.66	275.00	(83.15)	191.85
Treasury Note	NOTE	1.500	08/31/18	33.15	-	-	1,027.63	994.48	(312.71)	681.77
Microsoft Corporation	NOTE	1.300	11/03/18	426.11	-	-	534.44	108.33	(0.95)	107.38
Caterpillar Financial Services	NOTE	1.800	11/13/18	729.00	-	-	931.50	202.50	(76.40)	126.10
Treasury Note	NOTE	1.500	12/31/18	1,540.76	-	-	2,274.45	733.69	(129.34)	604.35
John Deere Capital Corp	NOTE	1.950	01/08/19	387.56	-	-	606.94	219.38	(99.64)	119.74
Commonwealth Edison Company	NOTE	2.150	01/15/19	315.93	-	-	521.97	206.04	(65.42)	140.62
Oracle Corporation	NOTE	1.260	01/15/19	210.02	-	-	341.27	131.25	(8.39)	122.86
Treasury Note	NOTE	1.250	01/31/19	978.26	-	-	1,895.38	917.12	(137.87)	779.25
BB&T Corp	NOTE	2.250	02/01/19	206.26	-	-	412.50	206.24	(48.56)	157.68
Simon Property Group LP	NOTE	2.200	02/01/19	177.83	-	-	355.67	177.84	(28.17)	149.67
IBM Corp	NOTE	1.950	02/12/19	113.21	-	-	291.96	178.75	(28.83)	149.92
Cisco Systems Inc	NOTE	4.950	02/15/19	275.00	-	-	790.63	515.63	(353.84)	161.79
Union Pacific Corporation	NOTE	2.250	02/15/19	115.00	-	-	330.65	215.65	(72.86)	142.79
Johnson & Johnson	NOTE	1.112	03/01/19	454.73	385.60	-	148.29	79.16	(3.88)	75.28
Unitedhealth Group Inc	NOTE	1.625	03/15/19	749.30	812.50	-	72.22	135.42	28.25	163.67
JP Morgan Chase & CO	NOTE	1.850	03/22/19	1,542.69	1,747.74	-	87.88	292.93	(75.96)	216.97
FHLMC	NOTE	3.750	03/27/19	6,416.67	7,500.00	-	166.67	1,250.00	(917.28)	332.72
Lowes Companies Inc	NOTE	1.150	04/15/19	460.32	-	-	565.74	105.42	3.31	108.73
Apple Inc	NOTE	1.088	05/06/19	106.04	-	-	228.40	122.36	10.03	132.39
Public Service Electric And Gas	NOTE	1.800	06/01/19	558.00	-	-	744.00	186.00	15.51	201.51
Target Corporation	NOTE	2.300	06/26/19	456.81	-	-	667.64	210.83	(65.69)	145.14
Treasury Note	NOTE	1.625	07/31/19	1,130.44	-	-	2,190.22	1,059.78	(491.06)	568.72
FNMA Bench	NOTE	1.750	09/12/19	6,079.31	6,475.00	170.14	914.37	1,139.92	(192.59)	947.33
Treasury Note	NOTE	1.500	10/31/19	3,083.15	-	-	3,829.08	745.93	(233.36)	512.57
Treasury Note	NOTE	1.625	12/31/19	2,114.27	-	-	3,121.05	1,006.78	(265.73)	741.05
Treasury Note	NOTE	1.125	12/31/19	-	-	672.55	710.77	38.22	(5.53)	32.69
Arizona Public Service Company	NOTE	2.200	01/15/20	281.11	-	-	464.44	183.33	(6.25)	177.08
Pepsico Inc	NOTE	4.500	01/15/20	805.00	-	-	1,330.00	525.00	(285.71)	239.29

Burbank-Glendale-Pasadena Airport Authority - PFC Account
Earnings Report
09/01/16-09/30/16

Type of Investment	Type	Coupon	Maturity Date	Previous Accrual	Realized Interest For Period	Interest Paid At Purc/Recv	Current Accrual	Interest Earned	Amrt/Accrt For Period	Adjusted Total Int. Earned
National Rural Utilities Coop	NOTE	2.000	01/27/20	132.22	-	102.22	408.89	174.45	(38.41)	136.04
PNC Funding Corp	NOTE	5.125	02/08/20	458.40	-	-	1,056.32	597.92	(372.23)	225.69
Medtronic Inc	NOTE	2.500	03/15/20	1,498.61	1,625.00	-	144.45	270.84	(95.80)	175.04
United Technologies Corporation	NOTE	4.500	04/15/20	2,125.00	-	-	2,593.75	468.75	(247.94)	220.81
American Express Credit Corp	NOTE	2.375	05/26/20	783.42	-	-	1,030.81	247.39	(36.45)	210.94
Travelers Cos Inc	NOTE	3.900	11/01/20	1,300.00	-	-	1,625.00	325.00	(175.74)	149.26
Public Service Company of Colorado	NOTE	3.200	11/15/20	1,083.55	-	-	1,390.21	306.66	(113.15)	193.51
Subtotal				\$ 108,291.14	\$ 31,910.40	\$ 1,820.32	\$ 115,580.87	\$ 37,379.81	\$ (16,398.53)	\$ 20,981.28
CASH EQUIVALENTS										
Blackrock Liquidity Funds				-	165.37	-	-	165.37	-	165.37
Subtotal				\$ -	\$ 165.37	\$ -	\$ -	\$ 165.37	\$ -	\$ 165.37
TOTAL				\$ 108,291.14	\$ 32,075.77	\$ 1,820.32	\$ 115,580.87	\$ 37,545.18	\$ (16,398.53)	\$ 21,146.65

BURBANK-GLENDALE-PASADENA AIRPORT AUTHORITY

SCHEDULE OF CASH RECEIPTS AND DISBURSEMENTS MONTH AND THREE MONTHS ENDED SEPTEMBER 30, 2016 AND 2015

Monthly Performance					September 2016	Fiscal YTD Performance (July 2016 - September 2016)				
Actual \$ Sep 2016	Budget Sep 2016	Actual \$ Prior Year Sep 2015	Note	Variance Actual Vs. Budget		Actual \$ Fiscal YTD	Fiscal YTD Budget	Actual \$ Prior Year Fiscal YTD	Note	Variance Actual Vs. Budget
OPERATING ACTIVITY										
CASH RECEIPTS FROM OPERATIONS										
\$321,985	\$287,500	\$288,121	(2)	\$34,485	Landing/Fuel Fees	\$994,741	\$862,500	\$872,950	(2)	\$132,241
1,700,857	1,715,000	1,658,254	(3)	(14,143)	Parking Fees	5,073,470	5,047,000	4,881,237	(3)	26,470
963,158	920,353	1,137,531	(4)	42,805	Rental Receipts - Terminal Building	2,883,725	2,761,063	3,101,198	(4)	122,662
848,290	887,980	1,151,738	(5)	(39,690)	Rental Receipts - Other Buildings	2,688,407	2,663,940	3,272,600	(5)	24,467
72,822	78,750	(78,994)	(6)	(5,928)	Other Receipts	391,765	236,250	424,170	(6)	155,515
233,067	175,000	43,092	(7)	58,067	Investment Receipts - Treasurer/Other Interest Earned	737,647	525,000	337,481	(7)	212,647
<u>\$4,140,179</u>	<u>\$4,064,583</u>	<u>\$4,199,742</u>	<u>(1)</u>	<u>\$75,596</u>		<u>\$12,769,755</u>	<u>\$12,095,753</u>	<u>\$12,889,636</u>	<u>(1)</u>	<u>\$674,002</u>
CASH DISBURSEMENTS FROM OPERATIONS										
(\$94,090)	(\$86,521)	(\$55,769)	(9)	(\$7,569)	Administrative Supplies & Costs	(\$267,887)	(\$285,063)	(\$192,403)	(9)	\$17,176
(370,580)	(326,127)	(302,886)	(10)	(44,453)	Operating Supplies & Maintenance	(908,379)	(978,381)	(864,395)	(10)	70,002
(2,187,441)	(2,256,032)	(2,994,181)	(11)	68,591	Contractual Operating Costs	(5,212,268)	(5,529,126)	(6,817,310)	(11)	316,858
(203,726)	(235,908)	(179,302)	(12)	32,182	Contractual Professional Services	(1,993,978)	(2,047,724)	(2,165,626)	(12)	53,746
(408,837)	(406,374)	(446,989)	(13)	(2,463)	Wages & Benefits	(1,266,194)	(1,265,905)	(1,328,710)	(13)	(289)
(24,233)	(40,440)	(8,030)	(14)	16,207	Other Operating Costs	(66,574)	(121,320)	(100,000)	(14)	54,746
(380,329)	(380,329)	(358,454)		0	Bond Debt Service - 2015 Bonds	(1,140,987)	(1,140,987)	(1,075,362)		0
0	0	0	(15)	0	Parking Tax	(544,548)	(545,000)	(538,441)	(15)	452
<u>(\$3,669,236)</u>	<u>(\$3,731,731)</u>	<u>(\$4,345,611)</u>	<u>(8)</u>	<u>\$62,495</u>		<u>(\$11,400,815)</u>	<u>(\$11,913,506)</u>	<u>(\$13,082,247)</u>	<u>(8)</u>	<u>\$512,691</u>
INCREASE (DECREASE) IN CASH FROM OPERATIONS										
<u>\$470,943</u>	<u>\$332,852</u>	<u>(\$145,869)</u>		<u>\$138,091</u>		<u>\$1,368,940</u>	<u>\$182,247</u>	<u>(\$192,611)</u>		<u>\$1,186,693</u>
FACILITY IMPROVEMENT / NOISE MITIGATION TRANSACTIONS										
CASH DISBURSEMENTS										
(\$250)	\$0	(\$1,649)	(16)	(\$250)	Sound Insulation Program Costs	(\$1,370)	(\$10,000)	(\$376,255)	(16)	\$8,630
(1,178,458)	(219,500)	(473,769)	(17)	(958,958)	Other Facility Improvement Program Project Costs	(3,594,679)	(1,433,000)	(3,124,130)	(17)	(2,161,679)
0	0	(4,713)		0	Regional Intermodal Transportation Center	0	0	(30,590)		0
<u>(\$1,178,708)</u>	<u>(\$219,500)</u>	<u>(\$480,131)</u>		<u>(\$959,208)</u>		<u>(\$3,596,049)</u>	<u>(\$1,443,000)</u>	<u>(\$3,530,975)</u>		<u>(\$2,153,049)</u>
CASH RECEIPTS FROM FUNDING SOURCES										
\$0	\$0	\$0	(16)	\$0	FAA Grants - Sound Insulation Program	\$0	\$0	\$303,958	(16)	\$0
395,820	43,000	0	(18)	352,820	FAA Grants - Facility Improvement Program	395,820	43,000	0	(18)	352,820
0	0	0	(19)	0	Other Grants	7,057	0	29,300	(19)	7,057
0	600	5,172,523	(20)	(600)	Passenger Facility Charge Receipts/Reserves	107,964	51,950	5,869,925	(20)	56,014
868,485	875,700	345,495	(21)	(7,215)	Facility Development Fund (Authority Reserves)	1,871,111	1,890,700	1,039,038	(21)	(19,589)
<u>\$1,264,305</u>	<u>\$919,300</u>	<u>\$5,518,018</u>		<u>\$345,005</u>		<u>\$2,381,952</u>	<u>\$1,985,650</u>	<u>\$7,242,221</u>		<u>\$396,302</u>
INCREASE (DECREASE) - FACILITY / NOISE MITIGATION TRANSACTIONS										
<u>\$85,597</u>	<u>\$699,800</u>	<u>\$5,037,887</u>		<u>(\$614,203)</u>		<u>(\$1,214,097)</u>	<u>\$542,650</u>	<u>\$3,711,246</u>		<u>(\$1,756,747)</u>
NET ACTIVITY VS. BUDGET										
<u>\$556,540</u>	<u>\$1,032,652</u>	<u>\$4,892,018</u>		<u>(\$476,112)</u>		<u>\$154,843</u>	<u>\$724,897</u>	<u>\$3,518,635</u>		<u>(\$570,054)</u>
<u>(\$868,485)</u>	<u>(\$875,700)</u>	<u>(\$345,495)</u>		<u>\$7,215</u>	LESS USE OF AUTHORITY RESERVES	<u>(\$1,871,111)</u>	<u>(\$1,890,700)</u>	<u>(\$1,039,038)</u>		<u>\$19,589</u>
NET INCREASE (DECREASE) IN CASH - TOTAL										
<u>(\$311,945)</u>	<u>\$156,952</u>	<u>\$4,546,523</u>		<u>(\$468,897)</u>	(see note below)	<u>(\$1,716,268)</u>	<u>(\$1,165,803)</u>	<u>\$2,479,597</u>		<u>(\$550,465)</u>

es: The FY 2017 adopted budget approved use of \$7,680,000 of Authority Reserves to provide funding for the airport share of capital projects. See additional discussion at note 21.

BURBANK-GLENDALE-PASADENA AIRPORT AUTHORITY

NOTES TO SCHEDULE OF CASH RECEIPTS AND DISBURSEMENTS MONTH AND THREE MONTHS ENDED SEPTEMBER 30, 2016 AND 2015

General Comments

The Schedule of Cash Receipts and Disbursements ("Schedule") represents the cash basis activity for the month and fiscal year-to-date compared to the allocation of the annual adopted budget.

The Schedule consists of two sections: Operating Activity and Facility Improvement/Noise Mitigation Transactions. Receipts are shown as positive amounts and disbursements as negative amounts. Favorable budget variances are shown as positive amounts and unfavorable variances as negative amounts. Because this Schedule is on a cash basis, cash timing differences may contribute to budget variances.

The Operating Activity receipts include charges for services (parking, landing fees and concessions), tenant rents, fuel flowage fees, other revenues and investment receipts. The Operating Activity disbursements include costs of services, materials, contracts, personnel and debt service.

Facility Improvement / Noise Mitigation Transactions represent the activity for the Authority's capital program, which consists of (a) the Sound Insulation Program, (b) Other Facility Improvement Program Projects, and (c) the Regional Intermodal Transportation Center ("RITC"). The RITC project was completed in FY 2015.

The FY 2017 Capital Program expenditures are primarily funded by the following sources:

- FAA-approved Passenger Facility Charge ("PFC") program receipts/reserves;
- Grants;
- Facility Development Funds (Authority Reserves).

The notes below provide additional information regarding the performance results detailed in the "Schedule of Cash Receipts and Disbursements."

A Supplemental Schedule of Cash Receipts and Disbursements reflecting the activities related to the Series 2012 Bond debt service and repayment to the Authority of the loans provided to the Rent-A-Car Companies ("RACs") for the Regional Intermodal Transportation Center / Consolidated Rental Car Facility is also presented.

NOTE (1) - Cash Receipts from Operations

Cash receipts from operations are ahead of budget fiscal year-to-date ("FYTD") September due to better than expected performance primarily in parking, concessions and filming revenues. On the accrual basis, all categories of operating revenues are favorably ahead of budget in FYTD September by \$549,292. See notes 2 through 7 for additional information regarding operating receipts.

NOTE (2) - Landing/Fuel Fees

Landing fees are based on landed weight of the aircraft. Fuel fees are charged at a rate of \$0.05 a gallon to non-signatory air carriers for fuel loaded at BUR. Landing fees and fuel fees performed ahead of the budget forecast FYTD September. Accrual basis revenues for this line item are ahead of budget in FYTD September by \$103,049.

NOTE (3) - Parking Fees

Parking fee revenues performed ahead of the budget forecast. Accrual basis parking fees are \$60,497 ahead of budget FYTD September.

NOTE (4) - Rental Receipts - Terminal Building

Terminal Building rental receipts exceed the budget FYTD September partially due to the timing of receipts and additional concession revenues received above the minimum annual guarantee. Accrual basis terminal building rents are \$232,944 ahead of budget FYTD September.

(Continued)

BURBANK-GLENDALE-PASADENA AIRPORT AUTHORITY

NOTES TO SCHEDULE OF CASH RECEIPTS AND DISBURSEMENTS MONTH AND THREE MONTHS ENDED SEPTEMBER 30, 2016 AND 2015

NOTE (5) – Rental Receipts - Other Buildings

Other Buildings rental receipts exceed the budget FYTD September partially due to the timing of receipts. Accrual basis other building receipts are \$79,313 ahead of budget FYTD September.

NOTE (6) – Other Receipts

This category consists primarily of off-airport access fees and film location revenues. This line item favorably exceeds the budget FYTD September primarily due to strong film location revenues. Accrual basis other revenues are \$3,385 ahead of budget FYTD September.

NOTE (7) – Investment Receipts - Treasurer

This line item represents cash received from the investment of funds. These receipts fluctuate in response to interest rate and portfolio balance changes and the timing of coupon payments and individual investment maturities and sales. Accrual basis investment income, including the interest earned on loans to Rent-A-Car Companies, exceeds the budget FYTD September by \$70,104.

NOTE (8) – Cash Disbursements from Operations

Overall operating disbursements are favorably under budget FYTD September. On an accrual basis operating disbursements are favorably within budget parameters. See additional information on operating disbursements in notes 9 through 15.

NOTE (9) – Administrative Supplies & Costs

This line item includes office supplies, printing, postage and delivery, office equipment service and lease, recruiting, membership, uniform, Commission meeting, conference and training costs.

NOTE (10) – Operating Supplies & Maintenance

This line item includes utilities, fuel, general repairs and maintenance, landscaping, supplies and telephone costs.

NOTE (11) – Contractual Operating Costs

This line item includes various contractual operating costs such as ARFF services, janitorial services, systems and vehicle repair, parking operations and the TBI Airport Management contract costs.

NOTE (12) – Contractual Professional Services

This line item includes various professional services such as legal, auditing, noise, financial and insurance.

NOTE (13) – Wages and Benefits

Wages and Benefits consist of payroll and fringe benefit costs for the Airport Police officers, and include the impact of the terms of the new Memorandum of Understanding effective February 2014. Wages and benefits include overtime of approximately \$16,000 for film location services which are recovered through the related revenue.

NOTE (14) – Other Operating Costs

This line item includes public relations/advertising, air service retention, license and permits and bad debt expense.

(Continued)

BURBANK-GLENDALE-PASADENA AIRPORT AUTHORITY

NOTES TO SCHEDULE OF CASH RECEIPTS AND DISBURSEMENTS MONTH AND THREE MONTHS ENDED SEPTEMBER 30, 2016 AND 2015

NOTE (15) – Parking Tax

The 12% City of Burbank parking tax is paid quarterly for the prior three-month period. The amount paid in July 2016 of \$544,548 reflects the parking activity for the months of April, May and June. October 2016 remittance, in the amount of \$543,031, covers the months of July, August and September 2016.

NOTE (16) – Sound Insulation Program

The Sound Insulation program is funded primarily through FAA Airport Improvement Program ("AIP") grants and and Passenger Facility Charge ("PFC") fees. A Part 150 Study is under final FAA review and upon conclusion may result in eligible multi-family and an additional number of single family residences being added to the sound insulation program in the future.

NOTE (17) – Other Facility Improvement Program Projects

Several projects account for most of the Other Facility Improvement Program Projects expenditures: Taxiway B Reconstruction FY 2016 expenditures, Replacement Terminal Project and Emergency Back-Up Generator Project. The budget variance of \$2,161,679 is due to the timing of projects and payment for FY 2016 accrued costs. See supplemental schedule attached for detail by project for the quarter ended September 2016.

NOTE (18) – FAA Grants – Other Facility Improvement Program Projects

FAA Grants – Other Facility Improvement Program Projects are budgeted to fund several projects: Runway 8/26 EMAS Project, Runway 8/26 Rehabilitation Project and the Acquisition of Hollyona Property.

NOTE (19) – Other Grants

Other grants represent federal grants, other than FAA AIP grants, and local grants that fund or partially fund the Ground Access Study.

NOTE (20) – Passenger Facility Charge Receipts/Reserves

A number of capital projects are budgeted to be funded or partially funded by Passenger Facility Charges.

NOTE (21) – Facility Development Fund (Authority Reserves)

The FY 2017 adopted budget programmed the use of Authority Reserves as a funding source for the airport share of capital projects.

BURBANK-GLENDALE-PASADENA AIRPORT AUTHORITY
SUPPLEMENT SCHEDULE OF CASH RECEIPTS AND DISBURSEMENTS
REGIONAL INTERMODAL TRANSPORTATION CENTER / CONSOLIDATED RENTAL CAR FACILITY PAYMENTS AND COLLECTIONS
MONTH AND THREE MONTHS ENDED SEPTEMBER 30, 2016 AND 2015

Monthly Performance					September 2016	Fiscal YTD Performance (July 2016 - September 2016)				
Actual \$ Sep 2016	Budget Sep 2016	Actual \$ Prior Year Sep 2015	Note	Variance Actual Vs. Budget		Actual \$ Fiscal YTD	Fiscal YTD Budget	Actual \$ Prior Year Fiscal YTD	Note	Variance Actual Vs. Budget
\$464,969	\$420,000	\$507,912	(1)	\$44,969	Customer Facility Charge Receipts	\$1,400,035	\$1,260,000	\$1,485,882	(1)	\$140,035
84,642	93,005	49,035	(2)	(8,363)	Facility Rent	299,559	279,015	280,173	(2)	20,544
(486,130)	(486,130)	(486,380)		0	Payments to Bond Trustee for 2012 Bond Debt Service	(1,458,390)	(1,458,390)	(1,459,140)		0
(24,458)	(26,875)	(12,267)	(3)	2,417	Loan Principal Repayments to the Authority	(86,561)	(80,625)	(70,093)	(3)	(5,936)
<u>\$39,023</u>	<u>\$0</u>	<u>\$58,300</u>	(4)	<u>\$39,023</u>		<u>\$154,643</u>	<u>\$0</u>	<u>\$236,822</u>	(4)	<u>\$154,643</u>

General Comments

The debt service on the 2012 Revenue Bonds and the repayment to the Authority of the loans to the Rent-A-Car Companies ("RACs") is payable from Customer Facility Charges ("CFCs") and Facility Rents. Under the terms of the Bond Indenture, as amended, all CFCs collected subsequent to July 1, 2014 are remitted to the Bond Trustee for the 2012 Bond debt service.

On July 1, 2014, the terms and conditions of the Non-Exclusive Concession and Lease Agreement with the respective Rent-A-Car Companies became effective, including the collection of Facility Rent.

Note (1) – Customer Facility Charge ("CFC") Receipts

CFCs of \$6 per day per transaction, up to a maximum of five days, are collected and applied to the 2012 Bond debt service. CFCs received fiscal year-to-date ("FYTD") September exceeded the budget due to better than expected car rental activity.

Note (2) – Facility Rent

Facility Rent exceeds the budget FYTD September due to the timing of receipts.

Note (3) – Loan Principal Repayments to the Authority

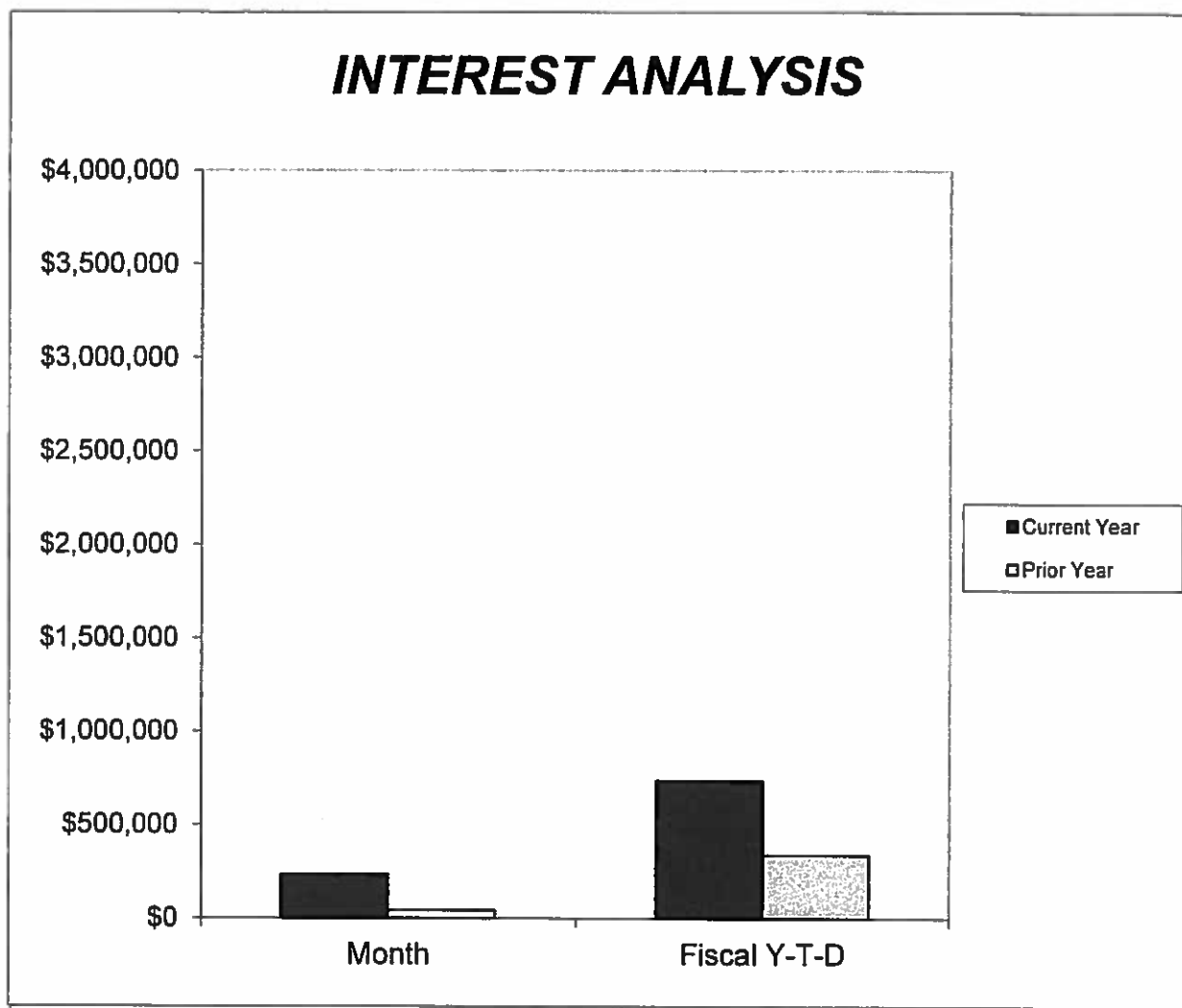
Repayments of the loan principal to the Authority from the Rent-A-Car Companies exceed the budget FYTD September (\$5,936) due to timing of receipts. The principal portion of the payment will be deposited as reimbursement to the Authority's Facility Development Fund. The interest portion of the loan repayment is recorded as investment income.

Note (4) – Net RITC / ConRAC Facility Payments and Collections

A positive amount in this line indicates that cash has been received above the required payment obligations. At fiscal year-end, upon conclusion of the required reconciliation, any excess surplus accumulated will be evaluated and applied toward the allowed uses under the terms and conditions of the Non-Exclusive Concession and Lease Agreement with the Rent-A-Car Companies.

In the event of a shortfall of receipts to meet the required payment obligations (i.e., CFC collections perform under budget projections), the Authority holds the right to adjust the Facility Rent paid by the rental car companies on a 30-day notice.

Burbank-Glendale-Pasadena Airport Authority



	September 2016	September 2015
Interest Receipts - - Month	\$233,067	\$43,092
Interest Receipts - - Fiscal Y-T-D	\$737,647	\$337,481
Month End Portfolio Balance	\$213,956,011	\$148,656,827
Yield to Maturity	0.86%	0.71%

Supplement to the September 2016 Treasurer's Report

FY 2017 September FYTD Cash Disbursements Facility Improvement / Noise Mitigation Transactions

BURBANK-GLENDALE-PASADENA AIRPORT AUTHORITY
FY 2017 Cash Disbursements - Facility Improvement / Noise Mitigation Transactions

PROJECT DESCRIPTION	Annual Budgeted Cost	Sept. FYTD Budgeted Cost	Sept. FYTD Cash Basis FY 2017 Cost	Sept. FYTD Budget Variance (Fav. / Unfav.)	Project Status FYTD Sept. 30, 2016
BUILDING IMPROVEMENTS					
Building #36 Server Room Upgrades	\$ 1,000,000	\$ 40,000	\$ 22,261	\$ 17,739	Project under planning review
Hangar #34 Roof	500,000	-	-	-	Project under planning review
Maint. Dept. Electrical Service Upgrades	300,000	10,000	8,850	1,150	Project under planning review
Terminal High Voltage Electrical Upgrades	250,000	5,000	898	4,102	Project under planning review
HVAC Replacement: Bldg. #9	160,000	-	-	-	Project under planning review
Terminal Security Improvements	100,000	-	-	-	Project under planning review
Furnace Replacement: Building #10	90,000	-	-	-	Project under planning review
Elevator Replacement: Building #10	150,000	-	-	-	Project under planning review
LED Conversion	125,000	10,000	6,549	3,451	Project under planning review
Elevator Rehab.: Short Term Pkg. Structure	65,000	-	-	-	Project under planning review
Minor Building Improvements	250,000	5,000	3,167	1,833	Project under planning review
Terminal Carpet	-	-	13,398	(13,398)	Accrued FY 2016 project
TOTAL BUILDING IMPROVEMENTS	\$ 2,990,000	\$ 70,000	\$ 55,123	\$ 14,877	
OTHER IMPROVEMENTS					
Emergency Back-up Generator Replacement	\$ 400,000	\$ 400,000	\$ 1,229,106	\$ (829,106)	Initiated FY 2016 - completion FY 2017
Reclaimed Water Connection and Hydrant	105,000	1,500	921	579	Project under planning review
Wildlife Mitigation	60,000	-	-	-	Project under planning review
Storm Drain Filter Installation	50,000	-	-	-	Project under planning review
Airport Branding: Infrastructure/ Sign	250,000	-	-	-	Project under planning review
TOTAL OTHER IMPROVEMENTS	\$ 865,000	\$ 401,500	\$ 1,230,027	\$ (828,527)	
IT / COMMUNICATIONS / SECURITY					
Access Control / IET Replacement	\$ 1,200,000	\$ 50,000	\$ 48,788	\$ 1,212	Project under planning review
DVSS SAN Replacement / Other Upgrades	1,075,000	2,000	1,020	980	Award of Contract October 2016
Network Switches	75,000	-	-	-	Project under planning review
Fiber Optic Installation: Phase 7	340,000	-	-	-	Project under planning review
Upgrade Phone / Voicemail System	150,000	-	-	-	Project under planning review
Primary Server SAN	-	-	9,157	(9,157)	Accrued FY 2016 project
Firewall/Antivirus Software	-	-	24,959	(24,959)	Accrued FY 2016 project
TOTAL IT / COMMUNICATIONS / SECURITY	\$ 2,840,000	\$ 52,000	\$ 83,924	\$ (31,924)	
EQUIPMENT					
Maintenance Equipment	\$ 250,000	\$ -	\$ 49,625	\$ (49,625)	Accrued FY 2016 project
Replacement Wash Pad	25,000	-	-	-	Project under planning review
Express Lanes Parking (4)	100,000	-	-	-	Project initiated Fall 2016
TOTAL EQUIPMENT	\$ 375,000	\$ -	\$ 49,625	\$ (49,625)	
RUNWAY / TAXIWAY / ROADWAY PROJECTS					
Runway 8-26, 15-33 Rehabilitation Design	\$ 100,000	\$ 25,000	\$ 17,413	\$ 7,587	Design completion
Runway 8-26 and EMAS Rehabilitation	17,000,000	10,000	3,785	6,215	Construction initiated October 2016
RPZ Land Acquisition: Hollyona Property	1,800,000	1,000	189	811	Project under planning review
Obstruction Removal (multi-phase)	250,000	5,000	5,000	-	Project under planning review
Paving Replacement: Empire west of Clybourn	150,000	2,000	627	1,373	Project under planning review
Blast Fence: Clybourn Avenue	100,000	100,000	133,327	(33,327)	Project cost completed October 2016
Parking Improvements	300,000	1,000	741	259	Project under planning review
Paving Rehabilitation: Wash Rack	95,000	1,000	390	610	Project under planning review
Taxiway B Rehab.	-	-	404,704	(404,704)	Accrued FY 2016 project
Runway Airfield Lighting	-	-	9,412	(9,412)	Accrued FY 2016 project
Rwy Shoulder Rehab.	-	-	17	(17)	Accrued FY 2016 project
TOTAL RUNWAY / TAXIWAY / ROADWAY	\$ 19,795,000	\$ 145,000	\$ 575,605	\$ (430,605)	
NOISE MITIGATION					
Residential Acoustical Treatment Program	\$ 500,000	\$ 10,000	\$ 1,370	\$ 8,630	Program pending
TOTAL NOISE MITIGATION	\$ 500,000	\$ 10,000	\$ 1,370	\$ 8,630	
DEVELOPMENT					
Replacement Terminal Development	\$ 4,500,000	\$ 650,000	\$ 1,476,414	\$ (826,414)	Ongoing including FY 2016 accrued costs
Transportation Planning	100,000	15,000	10,873	4,127	Ongoing
B6 Trust Property Disposal	-	-	26,901	(26,901)	Accrued FY 2016 sale transaction
TOTAL DEVELOPMENT	\$ 4,600,000	\$ 665,000	\$ 1,514,188	\$ (849,188)	
O & M CAPITAL	\$ 398,200	\$ 99,500	\$ 86,187	\$ 13,313	Ongoing
Total	\$ 32,363,200	\$ 1,443,000	\$ 3,596,049	\$ (2,153,049)	



DRAFT

November 28, 2016

Burbank-Glendale-Pasadena Airport Authority
2627 Hollywood Way
Burbank, CA 91505

Dear Commissioners:

The attached report, covering the month of August 2016, fulfills the legal requirements of the California Code and our Investment Policy. Based on projected income and expenses, as well as investment liquidity, there will be sufficient funds available to meet the needs of the Airport Authority for the six-month period following the date of the attached report.

Sincerely,

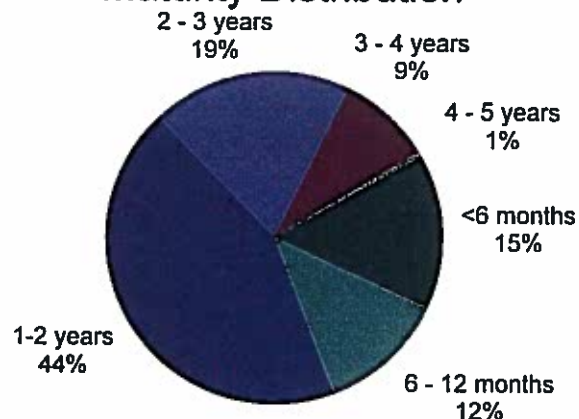
Ross Selvidge, Ph.D.
Treasurer

Attachments

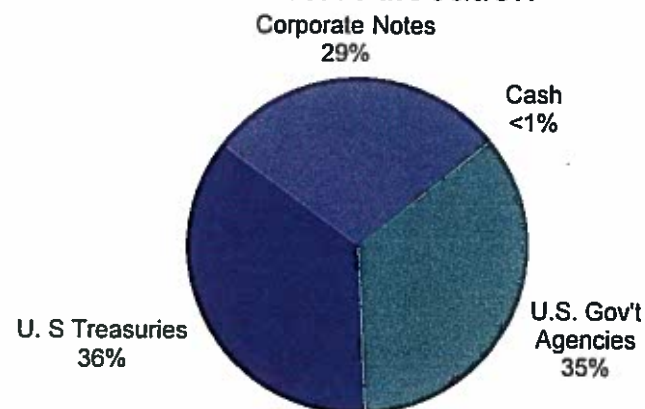
Operating Portfolio Investment Guidelines Conformance as of August 31, 2016

	Legal Max Maturity	Actual Max Maturity	Policy Maximum	Policy Actual
U.S. Gov Agencies	5 Years	3.03 Years	70%	35%
Corporate Notes	5 Years	4.17 Years	30%	29%
LAIF	N/A	N/A	\$20 mil	N/A
Bankers Acceptances	6 Months	N/A	15%	N/A
Negotiable Certificates of Deposit	5 Years	N/A	15%	N/A
Non-Negotiable Certificates of Deposit	5 Years	N/A	15%	N/A
Commercial Paper	270 Days	N/A	15%	N/A
Repurchase Agreements	1 Year	N/A	10%	N/A
Money Market Fund	N/A	N/A	15%	<1%
U.S. Gov Securities (Treasuries)	5 Years	3.33 Years	No Limit	36%

Maturity Distribution



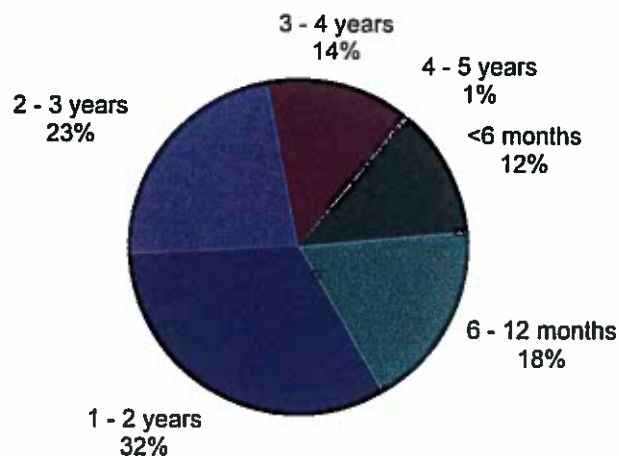
Sector Allocation



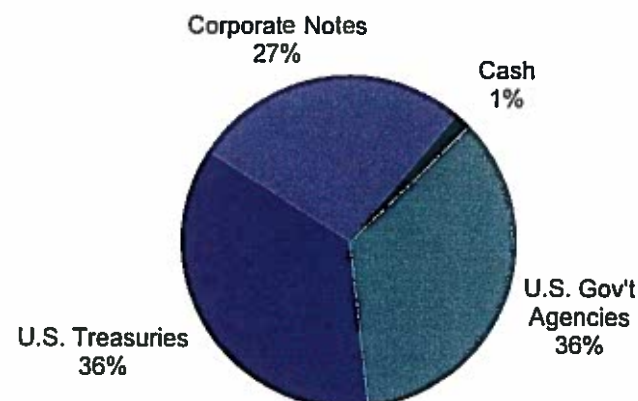
PFC Portfolio Investment Guidelines Conformance as of August 31, 2016

	Legal Max Maturity	Actual Max Maturity	Policy Maximum	Policy Actual
U.S. Gov Agencies	5 Years	3.03 Years	70%	36%
Corporate Notes	5 Years	4.17 Years	30%	27%
LAIF	N/A	N/A	\$20 mil	N/A
Bankers Acceptances	6 Months	N/A	15%	N/A
Negotiable Certificates of Deposit	5 Years	N/A	15%	N/A
Non-Negotiable Certificates of Deposit	5 Years	N/A	15%	N/A
Commercial Paper	270 Days	N/A	15%	N/A
Repurchase Agreements	1 Year	N/A	10%	N/A
Money Market Fund	N/A	N/A	15%	1%
U.S. Gov Securities (Treasuries)	5 Years	3.33 Years	No Limit	36%

Maturity Distribution



Sector Allocation



Burbank-Glendale-Pasadena Airport Authority - Operating Account
Statement of Investments
As of 08/31/16

Purchase Date	Type of Investment	CUSIP	Coupon	Maturity Date	Eff. Mat. Date	Par Value	Purchase Cost	Market Value	Unrealized Gain/Loss	YTM	Days to Eff. Mat.	% Mkt Value
08/31/16	Columbia Treasury Reserves	097101307	0.000	08/31/16	08/31/16	\$ 179,155	\$ 179,155	\$ 179,155	\$ -	0.00%	0	0.09%
02/21/13	Coca-Cola Company (The)	191216AU4	1.800	09/01/16	09/01/16	1,450,000	1,486,511	1,450,000	(36,511)	0.00%	1	0.69%
03/02/16	Johnson & Johnson	478160BW3	1.112	03/01/19	09/01/16	1,500,000	1,502,346	1,504,970	2,624	0.99%	1	0.72%
10/09/13	PNC Bank NA	69349LAN8	1.300	10/03/16	09/03/16	1,280,000	1,285,273	1,280,014	(5,259)	1.28%	3	0.61%
04/28/16	American Express Credit Corp	0258M0DY2	1.706	09/14/20	09/14/16	700,000	703,049	713,206	10,157	1.44%	14	0.34%
04/25/16	Home Depot Inc	437076BJ0	1.023	09/15/17	09/15/16	1,000,000	1,003,966	1,003,080	(886)	0.92%	15	0.48%
04/19/16	FFCB	3133EEZ52	0.542	03/22/18	09/22/16	5,000,000	4,986,879	4,998,480	11,601	0.58%	22	2.39%
12/08/14	General Electric Capital Corp	36962G6X7	1.363	04/02/18	10/02/16	1,690,000	1,707,900	1,703,997	(3,903)	1.03%	32	0.81%
01/21/16	Oracle Corporation	68389XAR6	1.260	01/15/19	10/15/16	1,170,000	1,173,824	1,177,446	3,622	1.16%	45	0.56%
07/08/15	Wells Fargo & Company	94974BFFK1	1.345	04/23/18	10/23/16	1,500,000	1,502,735	1,506,099	3,364	1.23%	53	0.72%
11/26/13	Key Bank NA	49327M2J2	1.100	11/25/16	10/25/16	500,000	499,620	500,205	585	0.92%	55	0.24%
10/15/13	Treasury Note	912828RM4	1.000	10/31/16	10/31/16	3,970,000	4,005,203	3,974,653	(30,550)	0.29%	61	1.90%
09/12/14	Procter & Gamble Co	742718ED7	0.750	11/04/16	11/04/16	1,000,000	999,680	1,000,497	817	0.46%	65	0.48%
05/06/16	Apple Inc	037833AP5	1.088	05/06/19	11/06/16	1,200,000	1,196,747	1,204,727	7,980	1.00%	67	0.58%
03/20/14	Comcast Corporation	20030NAP6	6.500	01/15/17	01/15/17	1,375,000	1,522,824	1,402,534	(120,290)	1.09%	137	0.67%
12/30/13	Pfizer Inc	717081DD2	0.900	01/15/17	01/15/17	1,460,000	1,455,228	1,460,682	5,454	0.77%	137	0.70%
04/03/14	Treasury Note	912828SC5	0.875	01/31/17	01/31/17	2,050,000	2,049,920	2,053,844	3,924	0.42%	153	0.98%
04/26/16	Ace InA Holdings Inc	00440EAJ6	5.700	02/15/17	02/15/17	900,000	934,731	917,742	(16,989)	1.34%	168	0.44%
12/03/12	Walt Disney Co	25468PCS3	1.125	02/15/17	02/15/17	1,200,000	1,205,120	1,201,368	(3,752)	0.87%	168	0.57%
06/12/14	Branch Banking and Trust Company	07330NAH8	1.000	04/03/17	03/03/17	1,028,000	1,025,372	1,027,951	2,579	1.01%	184	0.49%
10/16/12	FHLMC	3137EADC0	1.000	03/08/17	03/08/17	6,000,000	6,045,930	6,012,894	(33,036)	0.59%	189	2.87%
05/20/14	US Bancorp	91159HHD5	1.650	05/15/17	04/15/17	1,500,000	1,519,595	1,505,682	(13,913)	1.11%	227	0.72%
05/21/12	FNMA	3135G0JA2	1.125	04/27/17	04/27/17	4,550,000	4,575,085	4,563,692	(11,393)	0.66%	239	2.18%
05/06/14	State Street Corporation	857477AD5	5.375	04/30/17	04/30/17	1,000,000	1,093,220	1,028,368	(64,852)	1.09%	242	0.49%
02/03/14	FHLB	3133XKQX6	4.875	05/17/17	05/17/17	4,375,000	4,868,587	4,504,749	(363,838)	0.69%	259	2.15%
01/28/15	FHLB	313379DD8	1.000	06/21/17	06/21/17	4,000,000	4,027,520	4,011,120	(16,400)	0.65%	294	1.92%
08/02/12	Treasury Note	912828TG5	0.500	07/31/17	07/31/17	1,275,000	1,266,020	1,273,008	6,988	0.67%	334	0.61%
07/14/16	Duke Energy Florida LLC	341099CG2	5.800	09/15/17	09/15/17	675,000	713,016	706,713	(6,303)	1.23%	380	0.34%
09/29/15	FNMA Bench	3135G0ZL0	1.000	09/27/17	09/27/17	3,000,000	3,016,945	3,009,411	(7,534)	0.71%	392	1.44%
04/19/16	Treasury Note	912828TS9	0.625	09/30/17	09/30/17	7,750,000	7,743,340	7,743,343	3	0.70%	395	3.70%
11/02/12	Treasury Note	912828TW0	0.750	10/31/17	10/31/17	10,950,000	10,952,602	10,954,277	1,675	0.72%	426	5.23%
06/01/16	Praxair Inc	74005PBC7	1.050	11/07/17	11/07/17	685,000	683,718	685,899	2,181	0.94%	433	0.33%
04/19/16	FHLB	3133XMQ87	5.000	11/17/17	11/17/17	2,500,000	2,665,725	2,626,408	(39,317)	0.80%	443	1.25%
09/10/14	FHLMC Reference Notes	3137EABA6	5.125	11/17/17	11/17/17	5,200,000	5,834,036	5,468,034	(366,002)	0.84%	443	2.61%
10/07/14	Mellife Inc	59156RBK3	1.903	12/15/17	12/15/17	800,000	805,636	804,909	(727)	1.42%	471	0.38%

Burbank-Glendale-Pasadena Airport Authority - Operating Account
Statement of Investments
As of 08/31/16

Purchase Date	Type of Investment	CUSIP	Coupon	Maturity Date	Eff. Mat. Date	Par Value	Purchase Cost	Market Value	Unrealized Gain/Loss	YTM	Days to Eff. Mat.	% Mkt Value
05/06/14	Bank of New York Mellon Corp	06406HCE7	1.300	01/25/18	12/25/17	1,000,000	992,963	1,002,842	9,879	1.09%	481	0.48%
04/19/16	FHLMC Reference Notes	3137EADN6	0.750	01/12/18	01/12/18	3,750,000	3,748,050	3,746,040	(2,010)	0.83%	499	1.79%
08/07/15	Fifth Third Bank	31677QAV1	1.450	02/28/18	01/28/18	1,000,000	996,120	1,002,336	6,216	1.29%	515	0.48%
12/23/13	FNMA Benchmark Notes	3135G0TG8	0.875	02/08/18	02/08/18	6,000,000	5,904,390	6,002,652	98,262	0.84%	526	2.87%
11/18/15	Exxon Mobil Corp	30231GAL6	1.305	03/06/18	03/06/18	700,000	701,862	702,118	256	1.10%	552	0.34%
06/27/16	FHLB	3130A4GJ5	1.125	04/25/18	04/25/18	1,520,000	1,530,579	1,526,130	(4,449)	0.88%	602	0.73%
09/25/15	Boeing Co	097023BE4	0.950	05/15/18	05/15/18	944,000	938,314	942,857	4,543	1.02%	622	0.45%
03/11/14	Merck & Co Inc	58933YAG0	1.300	05/18/18	05/18/18	1,350,000	1,339,553	1,358,031	18,478	0.95%	625	0.65%
06/29/16	Chevron Corp	166764AE0	1.718	06/24/18	05/24/18	900,000	908,865	909,557	692	1.12%	631	0.43%
12/03/14	Treasury Note	912828VE7	1.000	05/31/18	05/31/18	13,010,000	12,972,601	13,055,743	83,142	0.80%	638	6.24%
08/05/15	FHLMC	3137EABP3	4.875	06/13/18	06/13/18	5,500,000	6,011,095	5,887,915	(123,180)	0.88%	651	2.81%
07/06/15	Southern California Gas Company	842434CN0	1.550	06/15/18	06/15/18	1,175,000	1,182,360	1,183,914	1,554	1.12%	653	0.57%
04/19/16	Treasury Note	912828XK1	0.875	07/15/18	07/15/18	7,750,000	7,762,715	7,760,898	(1,817)	0.80%	683	3.71%
04/19/16	FNMA Benchmark Notes	3135G0E33	1.125	07/20/18	07/20/18	3,750,000	3,771,825	3,767,179	(4,646)	0.88%	688	1.80%
07/06/15	Nevada Power Company	641423BW7	6.500	08/01/18	08/01/18	1,050,000	1,189,265	1,150,194	(39,071)	1.43%	700	0.55%
08/07/15	3M Company	88579YAP6	1.375	08/07/18	08/07/18	900,000	898,398	905,379	6,981	1.06%	706	0.43%
12/18/15	Berkshire Hathaway Finance Corp	084664BY6	2.000	08/15/18	08/15/18	1,550,000	1,577,051	1,577,855	804	1.07%	714	0.75%
08/18/15	Treasury Note	912828RE2	1.500	08/31/18	08/31/18	6,400,000	6,482,133	6,486,253	4,120	0.82%	730	3.10%
04/19/16	FNMA	3135G0E58	1.125	10/19/18	10/19/18	3,750,000	3,772,538	3,766,511	(6,027)	0.92%	779	1.80%
12/24/15	Simon Property Group LP	828807CQ8	2.200	02/01/19	11/01/18	865,000	875,364	881,921	6,557	1.37%	792	0.42%
11/03/15	Microsoft Corporation	594918BF0	1.300	11/03/18	11/03/18	650,000	649,898	654,030	4,132	1.01%	794	0.31%
04/13/16	Commonwealth Edison Company	202795JC5	2.150	01/15/19	12/15/18	1,000,000	1,018,088	1,017,280	(808)	1.41%	836	0.49%
09/25/15	Manufacturers & Traders Trust Co	55279HAE0	2.300	01/30/19	12/30/18	1,000,000	1,013,451	1,018,373	4,922	1.52%	851	0.49%
12/01/15	Treasury Note	912828A75	1.500	12/31/18	12/31/18	500,000	503,516	507,442	3,926	0.85%	852	0.24%
06/10/16	John Deere Capital Corp	24422ETE9	1.950	01/08/19	01/08/19	1,200,000	1,222,064	1,221,196	(868)	1.19%	860	0.58%
07/01/15	Treasury Note	912828SD3	1.250	01/31/19	01/31/19	4,000,000	4,003,594	4,037,188	33,594	0.86%	883	1.93%
01/14/16	IBM Corp	459200HT1	1.950	02/12/19	02/12/19	1,150,000	1,164,229	1,171,734	7,505	1.16%	895	0.56%
02/26/16	Cisco Systems Inc	17275RAE2	4.950	02/15/19	02/15/19	1,050,000	1,156,947	1,143,689	(13,258)	1.25%	898	0.55%
01/21/15	Union Pacific Corporation	907818DW5	2.250	02/15/19	02/15/19	1,050,000	1,078,576	1,073,711	(4,865)	1.31%	898	0.51%
06/30/16	Treasury Note	912828P53	0.750	02/15/19	02/15/19	5,000,000	5,008,984	4,986,330	(22,654)	0.86%	898	2.38%
07/11/16	JP Morgan Chase & CO	46625HQU7	1.850	03/22/19	02/22/19	1,710,000	1,731,443	1,722,334	(9,109)	1.56%	905	0.82%
09/15/14	Unitedhealth Group Inc	91324PCB6	1.625	03/15/19	03/15/19	720,000	706,025	724,604	18,579	1.37%	926	0.35%
12/07/15	FHLMC	3137EACA5	3.750	03/27/19	03/27/19	3,500,000	3,763,900	3,745,697	(18,203)	0.98%	938	1.79%
04/16/16	Lowe's Companies Inc	548661DL8	1.150	04/15/19	04/15/19	1,000,000	998,565	999,688	1,123	1.16%	957	0.48%
09/12/14	Public Service Electric And Gas	74456QBG0	1.800	06/01/19	05/01/19	1,129,000	1,122,407	1,141,529	19,122	1.39%	973	0.55%

Burbank-Glendale-Pasadena Airport Authority - Operating Account
Statement of Investments
As of 08/31/16

Purchase Date	Type of Investment	CUSIP	Coupon	Maturity Date	Eff. Mat. Date	Par Value	Purchase Cost	Market Value	Unrealized Gain/Loss	YTM	Days to Eff. Mat.	% Mkt Value
12/08/14	Target Corporation	87612EBB1	2.300	06/26/19	06/26/19	1,005,000	1,027,143	1,036,215	9,072	1.18%	1029	0.49%
03/17/15	FNMA Bench	3135G0ZG1	1.750	09/12/19	09/12/19	4,500,000	4,545,910	4,595,558	49,648	1.04%	1107	2.20%
04/01/16	Treasury Note	912828F62	1.500	10/31/19	10/31/19	3,905,000	3,970,134	3,969,983	(151)	0.96%	1156	1.90%
05/26/15	Arizona Public Service Company	040555CR3	2.200	01/15/20	12/15/19	950,000	956,522	965,055	8,533	1.71%	1201	0.46%
01/19/16	Treasury Note	912828G95	1.625	12/31/19	12/31/19	2,750,000	2,797,266	2,806,719	9,453	0.99%	1217	1.34%
04/21/16	Pepsico Inc	713448BN7	4.500	01/15/20	01/15/20	1,300,000	1,445,830	1,433,091	(12,739)	1.38%	1232	0.68%
04/25/16	Medtronic Inc	585055BG0	2.500	03/15/20	03/15/20	1,200,000	1,241,266	1,243,120	1,854	1.45%	1292	0.59%
05/08/15	United Technologies Corporation	913017BR9	4.500	04/15/20	04/15/20	1,150,000	1,283,709	1,279,314	(4,395)	1.31%	1323	0.61%
03/08/16	Public Service Company of Colorado	744448CD1	3.200	11/15/20	05/15/20	1,080,000	1,135,783	1,143,242	7,459	1.75%	1353	0.55%
04/21/16	Travelers Cos Inc	89417EAG4	3.900	11/01/20	11/01/20	900,000	984,932	982,616	(2,316)	1.61%	1523	0.47%
	Subtotal					\$190,675,155	\$194,323,281	\$193,395,220	\$ (928,061)	0.89%	559	92.38%
	Local Agency Investment Fund (LAIF)					15,934,736	15,934,736	15,944,635	9,899	0.61%	162	7.62%
	Subtotal					\$206,609,891	\$210,258,017	\$209,339,855	\$ (918,162)	0.87%	529	100.00%
	Operating Bank Balance						3,723,773					
	TOTAL						\$213,981,790					

Burbank-Glendale-Pasadena Airport Authority - Operating Account
Earnings Report
08/01/16-08/31/16

Type of Investment	Coupon	Maturity Date	Previous Accrual	Realized Interest For Period	Interest Paid At Purc/Recv	Current Accrual	Interest Earned	Amrt/Accrt For Period	Adjusted Total Int. Earned	
FIXED INCOME										
Caterpillar Financial Services	NOTE	2.050	08/01/16	12,915.00	12,915.00	-	-	-	-	
Halliburton Company	NOTE	1.000	08/01/16	2,875.00	2,875.00	-	-	-	-	
Coca-Cola Company (The)	NOTE	1.800	09/01/16	10,875.00	-	-	13,050.00	2,175.00	(1,270.76)	904.24
PNC Bank NA	NOTE	1.300	10/03/16	5,454.23	-	-	6,840.88	1,386.65	(325.12)	1,061.53
Treasury Note	NOTE	1.000	10/31/16	10,032.88	-	-	13,377.17	3,344.29	(981.37)	2,362.92
Procter & Gamble Co	NOTE	0.750	11/04/16	1,812.50	-	-	2,437.50	625.00	12.44	637.44
Key Bank NA	NOTE	1.100	11/25/16	1,008.33	-	-	1,466.67	458.34	10.87	469.21
Comcast Corporation	NOTE	6.500	01/15/17	3,972.23	-	-	11,420.13	7,447.90	(6,201.42)	1,246.48
Pfizer Inc	NOTE	0.900	01/15/17	584.00	-	-	1,679.00	1,095.00	78.12	1,173.12
Treasury Note	MTN	0.875	01/31/17	48.74	-	-	1,559.78	1,511.04	2.40	1,513.44
Ace InA Holdings Inc	NOTE	5.700	02/15/17	23,655.00	25,650.00	-	2,280.00	4,275.00	(3,605.30)	669.70
Walt Disney Co	MTN	1.125	02/15/17	6,225.00	6,750.00	-	600.00	1,125.00	(204.17)	920.83
FHLMC	NOTE	1.000	03/08/17	23,833.33	-	-	28,833.33	5,000.00	(1,029.27)	3,970.73
Branch Banking and Trust Company	MTN	1.000	04/03/17	3,369.56	-	-	4,226.22	856.66	90.28	946.94
FNMA	NOTE	1.125	04/27/17	13,365.63	-	-	17,631.25	4,265.62	(632.12)	3,633.50
State Street Corporation	NOTE	5.375	04/30/17	13,586.80	-	-	18,065.97	4,479.17	(3,575.78)	903.39
US Bancorp	NOTE	1.650	05/15/17	5,225.00	-	-	7,287.50	2,062.50	(746.62)	1,315.88
FHLB	NOTE	4.875	05/17/17	43,841.15	-	-	61,614.58	17,773.43	(14,292.65)	3,480.78
FHLB	NOTE	1.000	06/21/17	4,480.87	-	-	7,868.85	3,387.98	(974.99)	2,412.99
Treasury Note	NOTE	0.500	07/31/17	17.32	-	-	554.35	537.03	155.31	692.34
Duke Energy Florida LLC	NOTE	5.800	09/15/17	14,790.00	-	-	18,052.50	3,262.50	(2,708.98)	553.52
Home Depot Inc	NOTE	1.023	09/15/17	1,334.93	-	-	2,215.42	880.49	(242.50)	637.99
FNMA Bench	NOTE	1.000	09/27/17	10,333.34	-	-	12,833.34	2,500.00	(708.02)	1,791.98
Treasury Note	NOTE	0.625	09/30/17	16,278.18	-	-	20,380.81	4,102.63	390.29	4,492.92
Treasury Note	NOTE	0.750	10/31/17	20,754.42	-	-	27,672.55	6,918.13	(203.84)	6,714.29
Praxair Inc	NOTE	1.050	11/07/17	1,678.25	-	-	2,277.63	599.38	74.58	673.96
FHLB	NOTE	5.000	11/17/17	25,694.44	-	-	36,111.11	10,416.67	(8,753.08)	1,663.59
FHLMC Reference Notes	NOTE	5.125	11/17/17	54,780.56	-	-	76,988.89	22,208.33	(16,583.33)	5,625.00
Mellife Inc	NOTE	1.903	12/15/17	1,945.28	-	-	3,213.96	1,268.68	(147.29)	1,121.39
FHLMC Reference Notes	NOTE	0.750	01/12/18	1,484.38	-	-	3,828.13	2,343.75	93.90	2,437.65
Bank of New York Mellon Corp	NOTE	1.300	01/25/18	216.67	-	-	1,300.00	1,083.33	139.72	1,223.05
FNMA Benchmark Notes	NOTE	0.875	02/08/18	25,229.16	26,250.00	-	3,354.17	4,375.01	2,127.74	6,502.75
Fifth Third Bank	NOTE	1.450	02/28/18	6,081.94	7,250.00	-	40.28	1,208.34	136.56	1,344.90
Exxon Mobil Corp	NOTE	1.305	03/06/18	3,679.38	-	-	4,440.63	761.25	(67.47)	693.78

Burbank-Glendale-Pasadena Airport Authority - Operating Account
Earnings Report
08/01/16-08/31/16

Type of Investment		Coupon	Maturity Date	Previous Accrual	Realized Interest For Period	Interest Paid At Purc/Recv	Current Accrual	Interest Earned	Amrt/Accrt For Period	Adjusted Total Int. Earned
FFCB	NOTE	0.542	03/22/18	718.61	2,227.69	-	753.39	2,262.47	579.39	2,841.86
General Electric Capital Corp	NOTE	1.363	04/02/18	1,920.06	-	-	3,904.11	1,984.05	(541.96)	1,442.09
Wells Fargo & Company	NOTE	1.345	04/23/18	504.19	-	-	2,240.84	1,736.65	(89.50)	1,647.15
FHLB	NOTE	1.125	04/25/18	4,560.00	-	-	5,985.00	1,425.00	(482.33)	942.67
Boeing Co	NOTE	0.950	05/15/18	1,893.25	-	-	2,640.57	747.32	181.03	928.35
Merck & Co Inc	NOTE	1.300	05/18/18	3,558.75	-	-	5,021.25	1,462.50	155.26	1,617.76
Treasury Note	NOTE	1.000	05/31/18	22,038.80	-	-	33,058.20	11,019.40	782.46	11,801.86
FHLMC	NOTE	4.875	06/13/18	35,750.00	-	-	58,093.75	22,343.75	(17,787.45)	4,556.30
Southern California Gas Company	NOTE	1.550	06/15/18	2,327.16	-	-	3,844.86	1,517.70	(273.93)	1,243.77
Chevron Corp	NOTE	1.718	06/24/18	1,589.15	-	-	2,877.65	1,288.50	(388.25)	900.25
Treasury Note	NOTE	0.875	07/15/18	3,132.64	-	-	8,845.11	5,712.47	(482.44)	5,230.03
FNMA Benchmark Notes	NOTE	1.125	07/20/18	1,289.06	-	-	4,804.69	3,515.63	(807.34)	2,708.29
Nevada Power Company	NOTE	6.500	08/01/18	34,125.00	34,125.00	-	5,687.51	5,687.51	(4,159.44)	1,528.07
3M Company	NOTE	1.375	08/07/18	5,981.25	6,187.50	-	825.00	1,031.25	44.50	1,075.75
Berkshire Hathaway Finance Corp	NOTE	2.000	08/15/18	14,294.44	15,500.00	-	1,377.77	2,583.33	(899.66)	1,683.67
Treasury Note	NOTE	1.500	08/31/18	40,173.92	48,000.00	-	265.19	8,091.27	(2,309.03)	5,782.24
FNMA	NOTE	1.125	10/19/18	11,953.13	-	-	15,468.75	3,515.62	(751.25)	2,764.37
Microsoft Corporation	NOTE	1.300	11/03/18	2,065.56	-	-	2,769.72	704.16	2.55	706.71
Treasury Note	NOTE	1.500	12/31/18	652.17	-	-	1,283.97	631.80	(96.79)	535.01
John Deere Capital Corp	NOTE	1.950	01/08/19	1,495.00	-	-	3,445.00	1,950.00	(713.27)	1,236.73
Commonwealth Edison Company	NOTE	2.150	01/15/19	955.55	-	-	2,747.22	1,791.67	(566.04)	1,225.63
Oracle Corporation	NOTE	1.260	01/15/19	696.21	-	-	1,965.75	1,269.54	(115.38)	1,154.16
Manufacturers & Traders Trust Co	NOTE	2.300	01/30/19	63.89	-	-	1,980.55	1,916.66	(374.86)	1,541.80
Treasury Note	NOTE	1.250	01/31/19	135.87	-	-	4,347.83	4,211.96	(85.04)	4,126.92
Simon Property Group LP	NOTE	2.200	02/01/19	9,515.00	9,515.00	-	1,585.84	1,585.84	(328.60)	1,257.24
IBM Corp	NOTE	1.950	02/12/19	10,527.29	11,212.50	-	1,183.54	1,868.75	(404.58)	1,464.17
Cisco Systems Inc	NOTE	4.950	02/15/19	23,966.25	25,987.50	-	2,310.00	4,331.25	(3,056.13)	1,275.12
Treasury Note	NOTE	0.750	02/15/19	17,307.69	18,750.00	-	1,732.34	3,174.65	(290.12)	2,884.53
Union Pacific Corporation	NOTE	2.250	02/15/19	10,893.76	11,812.50	-	1,050.00	1,968.74	(687.23)	1,281.51
Johnson & Johnson	NOTE	1.112	03/01/19	2,396.92	-	-	4,263.09	1,866.17	(69.49)	1,796.68
Unitedhealth Group Inc	NOTE	1.625	03/15/19	4,420.00	-	-	5,395.00	975.00	258.80	1,233.80
JP Morgan Chase & CO	NOTE	1.850	03/22/19	11,248.00	-	-	13,884.25	2,636.25	(683.63)	1,952.62
FHLMC	NOTE	3.750	03/27/19	45,208.33	-	-	56,145.83	10,937.50	(6,652.94)	4,284.56
Lowes Companies Inc	NOTE	1.150	04/15/19	3,226.39	-	-	4,184.72	958.33	40.15	998.48
Apple Inc	NOTE	1.088	05/06/19	2,708.89	2,864.57	-	942.59	1,098.27	92.10	1,190.37

Burbank-Glendale-Pasadena Airport Authority - Operating Account
Earnings Report
08/01/16-08/31/16

Type of Investment	Coupon	Maturity Date	Previous Accrual	Realized Interest For Period	Interest Paid At Purc/Recv	Current Accrual	Interest Earned	Amrt/Accrt For Period	Adjusted Total Int. Earned	
Public Service Electric And Gas	NOTE	1.800	06/01/19	3,387.00	-	-	5,080.50	1,693.50	89.99	1,783.49
Target Corporation	NOTE	2.300	06/26/19	2,247.29	-	-	4,173.55	1,926.26	(509.91)	1,416.35
FNMA Bench	NOTE	1.750	09/12/19	30,406.25	-	-	36,968.76	6,562.51	(913.80)	5,648.71
Treasury Note	NOTE	1.500	10/31/19	14,802.92	-	-	19,737.23	4,934.31	(1,543.70)	3,390.61
Treasury Note	NOTE	1.625	12/31/19	3,885.87	-	-	7,650.31	3,764.44	(1,078.81)	2,685.63
Arizona Public Service Company	NOTE	2.200	01/15/20	928.89	-	-	2,670.55	1,741.66	(139.51)	1,602.15
Pepsico Inc	NOTE	4.500	01/15/20	2,600.00	-	-	7,475.00	4,875.00	(3,292.48)	1,582.52
Medtronic Inc	NOTE	2.500	03/15/20	11,333.33	-	-	13,833.33	2,500.00	(884.29)	1,615.71
United Technologies Corporation	NOTE	4.500	04/15/20	15,237.50	-	-	19,550.00	4,312.50	(2,441.44)	1,871.06
American Express Credit Corp	NOTE	1.706	09/14/20	1,591.89	-	-	2,619.99	1,028.10	(60.25)	967.85
Travelers Cos Inc	NOTE	3.900	11/01/20	8,775.00	-	-	11,700.00	2,925.00	(1,581.68)	1,343.32
Public Service Company of Colorado	NOTE	3.200	11/15/20	7,296.00	-	-	10,175.99	2,879.99	(1,126.97)	1,753.02
Subtotal				\$ 807,242.62	\$ 267,872.26	\$ -	\$ 822,048.69	\$ 282,678.33	\$ (114,385.16)	\$ 168,293.17
CASH EQUIVALENTS										
Blackrock Liquidity Funds				-	95.66	-	-	95.66	-	95.66
BOA Temp Overnight Deposit				-	0.39	-	-	0.39	-	0.39
Subtotal				\$ -	\$ 96.05	\$ -	\$ -	\$ 96.05	\$ -	\$ 96.05
LAIF										
Local Agency Investment Fund				7,440.31	-	-	15,098.24	7,657.93	-	7,657.93
TOTAL				\$ 814,682.93	\$ 267,968.31	\$ -	\$ 837,146.93	\$ 290,432.31	\$ (114,385.16)	\$ 176,047.15

Burbank-Glendale-Pasadena Airport Authority - PFC Account
Statement of Investments
As of 08/31/16

Purchase Date	Type of Investment	CUSIP	Coupon	Maturity Date	Eff Mat. Date	Par Value	Purchase Cost	Market Value	Unrealized Gain/Loss	YTM	Days to Eff. Mat.	% Mkt Value
08/31/16	Columbia Treasury Reserves	097101307	0.000	08/31/16	08/31/16	\$ 334,433	\$ 334,433	\$ 334,433	\$ -	0.00%	0	1.45%
03/06/13	Coca-Cola Company (The)	191216AU4	1.800	09/01/16	09/01/16	200,000	207,142	200,000	(7,142)	0.00%	1	0.87%
03/02/16	Johnson & Johnson	478160BW3	1.112	03/01/19	09/01/16	160,000	160,136	160,530	394	0.99%	1	0.69%
04/26/16	Home Depot Inc	437076BJ0	1.023	09/15/17	09/15/16	100,000	100,397	100,308	(89)	0.92%	15	0.43%
01/21/15	General Electric Capital Corp	36962G6X7	1.363	04/02/18	10/02/16	185,000	186,693	186,532	(161)	1.03%	32	0.81%
01/21/16	Oracle Corporation	68389XAR6	1.260	01/15/19	10/15/16	125,000	125,299	125,796	497	1.16%	45	0.54%
10/05/15	Wells Fargo & Company	94974BFBK1	1.345	04/23/18	10/23/16	175,000	175,592	175,712	120	1.23%	53	0.76%
05/06/15	Treasury Note	912828RM4	1.000	10/31/16	10/31/16	375,000	377,871	375,440	(2,431)	0.29%	61	1.63%
09/12/14	Procter & Gamble Co	742718ED7	0.750	11/04/16	11/04/16	125,000	124,960	125,062	102	0.46%	65	0.54%
05/06/16	Apple Inc	037833AP5	1.088	05/06/19	11/06/16	135,000	134,634	135,532	898	1.00%	67	0.59%
07/09/14	Comcast Corporation	20030NAP6	6.500	01/15/17	01/15/17	150,000	165,457	153,004	(12,453)	1.09%	137	0.66%
09/12/14	Pfizer Inc	717081DD2	0.900	01/15/17	01/15/17	160,000	159,874	160,075	201	0.77%	137	0.69%
05/06/15	Treasury Note	912828SC5	0.875	01/31/17	01/31/17	350,000	351,859	350,656	(1,203)	0.42%	153	1.52%
04/26/16	Ace InA Holdings Inc	00440EAJ6	5.700	02/15/17	02/15/17	100,000	103,859	101,971	(1,888)	1.34%	168	0.44%
02/19/13	Walt Disney Company (The)	25468PCS3	1.125	02/15/17	02/15/17	160,000	159,987	160,182	195	0.87%	168	0.69%
03/19/12	FHLMC	3137EADC0	1.000	03/08/17	03/08/17	755,000	746,165	756,623	10,458	0.59%	189	3.28%
07/09/14	US Bancorp	91159HHD5	1.650	05/15/17	04/15/17	175,000	176,803	175,663	(1,140)	1.11%	227	0.76%
05/06/15	FNMA	3135G0JA2	1.125	04/27/17	04/27/17	300,000	302,598	300,903	(1,695)	0.66%	239	1.30%
09/12/14	State Street Corporation	857477AD5	5.375	04/30/17	04/30/17	110,000	119,523	113,120	(6,403)	1.09%	242	0.49%
07/07/14	FHLB	3133XKQX6	4.875	05/17/17	05/17/17	875,000	957,246	900,950	(56,296)	0.69%	259	3.90%
01/28/15	FHLB	313379DD8	1.000	06/21/17	06/21/17	700,000	704,816	701,946	(2,870)	0.65%	294	3.04%
10/17/12	Treasury Note	912828TG5	0.500	07/31/17	07/31/17	1,265,000	1,259,009	1,263,024	4,015	0.67%	334	5.47%
07/14/16	Duke Energy Florida LLC	341099CG2	5.800	09/15/17	09/15/17	100,000	105,632	104,698	(934)	1.23%	380	0.45%
03/17/15	FNMA Bench	3135G0ZL0	1.000	09/27/17	09/27/17	700,000	700,924	702,196	1,272	0.71%	392	3.04%
09/25/14	Treasury Note	912828TW0	0.750	10/31/17	10/31/17	940,000	932,264	940,367	8,103	0.72%	426	4.07%
06/01/16	Praxair Inc	74005PBC7	1.050	11/07/17	11/07/17	75,000	74,859	75,098	239	0.94%	433	0.33%
11/20/14	FHLB	3133XMQ87	5.000	11/17/17	11/17/17	450,000	501,998	472,753	(29,245)	0.80%	443	2.05%
09/10/14	FHLMC Reference Notes	3137EABA6	5.125	11/17/17	11/17/17	800,000	897,594	841,236	(56,358)	0.84%	443	3.64%
10/07/14	Mellife Inc	59156RBK3	1.903	12/15/17	12/15/17	100,000	100,663	100,614	(49)	1.42%	471	0.44%
07/09/14	Bank Of New York Mellon Corp	06406HCE7	1.300	01/25/18	12/25/17	100,000	98,925	100,284	1,359	1.09%	481	0.43%
07/07/14	FNMA Benchmark Notes	3135G0TG8	0.875	02/08/18	02/08/18	1,000,000	986,045	1,000,442	14,397	0.84%	526	4.33%
10/28/15	Exxon Mobil Corp	30231GAL6	1.305	03/06/18	03/06/18	100,000	100,776	100,303	(473)	1.10%	552	0.43%
06/25/16	FHLB	3130A4GJ5	1.125	04/25/18	04/25/18	555,000	559,246	557,238	(2,008)	0.88%	602	2.41%
09/25/15	Boeing Co	097023BE4	0.950	05/15/18	05/15/18	94,000	93,432	93,886	454	1.02%	622	0.41%

Burbank-Glendale-Pasadena Airport Authority - PFC Account
Statement of Investments
As of 08/31/16

Purchase Date	Type of Investment	CUSIP	Coupon	Maturity Date	Eff Mat. Date	Par Value	Purchase Cost	Market Value	Unrealized Gain/Loss	YTM	Days to Eff. Mat.	% Mkt Value
07/09/14	Merck & Co Inc	58933YAG0	1.300	05/18/18	05/18/18	150,000	148,778	150,892	2,114	0.95%	625	0.65%
06/29/16	Chevron Corp	166764AE0	1.718	06/24/18	05/24/18	100,000	100,985	101,062	77	1.12%	631	0.44%
02/18/15	Treasury Note	912828VE7	1.000	05/31/18	05/31/18	825,000	825,248	827,901	2,653	0.80%	638	3.58%
09/25/14	FHLMC	3137EABP3	4.875	06/13/18	06/13/18	750,000	834,773	802,898	(31,875)	0.88%	651	3.48%
04/21/16	Southern California Gas Company	842434CN0	1.550	06/15/18	06/15/18	125,000	125,896	125,948	52	1.12%	653	0.55%
02/29/16	Nevada Power Company	641423BW7	6.500	08/01/18	08/01/18	115,000	127,818	125,974	(1,844)	1.43%	700	0.55%
06/30/16	3M Company	88579YAP6	1.375	08/07/18	08/07/18	100,000	101,129	100,598	(531)	1.06%	706	0.44%
12/18/15	Berkshire Hathaway Finance Corp	084664BY6	2.000	08/15/18	08/15/18	165,000	167,603	167,965	362	1.07%	714	0.73%
12/10/15	Treasury Note	912828RE2	1.500	08/31/18	08/31/18	800,000	809,246	810,782	1,536	0.82%	730	3.51%
12/24/15	Simon Property Group LP	828807CQ8	2.200	02/01/19	11/01/18	97,000	97,924	98,898	974	1.37%	792	0.43%
01/21/16	Microsoft Corporation	5594918BF0	1.300	11/03/18	11/03/18	100,000	100,032	100,620	588	1.01%	794	0.44%
08/04/16	Caterpillar Financial Services	14912L6M8	1.800	11/13/18	11/13/18	135,000	137,086	136,850	(236)	1.17%	804	0.59%
04/13/16	Commonwealth Edison Company	202795JC5	2.150	01/15/19	12/15/18	115,000	117,094	116,987	(107)	1.41%	836	0.51%
11/16/15	Treasury Note	912828A75	1.500	12/31/18	12/31/18	600,000	604,953	608,930	3,977	0.85%	852	2.64%
09/25/15	BB&T Corp	05531FAQ6	2.250	02/01/19	01/02/19	110,000	111,642	112,161	519	1.42%	854	0.49%
06/30/16	John Deere Capital Corp	24422ETE9	1.950	01/08/19	01/08/19	135,000	138,016	137,385	(631)	1.19%	860	0.59%
04/01/15	Treasury Note	912828SD3	1.250	01/31/19	01/31/19	900,000	905,625	908,367	2,742	0.86%	883	3.93%
01/14/16	IBM Corp	459200HT1	1.950	02/12/19	02/12/19	110,000	111,065	112,079	1,014	1.16%	895	0.49%
02/26/16	Cisco Systems Inc	17275RAE2	4.950	02/15/19	02/15/19	125,000	137,609	136,154	(1,455)	1.25%	898	0.59%
01/21/15	Union Pacific Corporation	907818DW5	2.250	02/15/19	02/15/19	115,000	118,266	117,597	(669)	1.31%	898	0.51%
07/11/16	JP Morgan Chase & CO	46625HQU7	1.850	03/22/19	02/22/19	190,000	192,383	191,370	(1,013)	1.56%	905	0.83%
09/15/14	Unitedhealth Group Inc	91324PCB6	1.625	03/15/19	03/15/19	100,000	98,472	100,639	2,167	1.37%	926	0.44%
08/31/16	FHLMC	3137EACA5	3.750	03/27/19	03/27/19	400,000	428,344	428,080	(264)	0.98%	938	1.85%
04/20/16	Lowes Companies Inc	548661DL8	1.150	04/15/19	04/15/19	110,000	109,881	109,966	85	1.16%	957	0.48%
09/12/14	Public Service Electric And Gas	74456QBG0	1.800	06/01/19	05/01/19	124,000	123,022	125,376	2,354	1.39%	973	0.54%
01/21/15	Target Corporation	87612EBB1	2.300	06/26/19	06/26/19	110,000	113,227	113,417	190	1.18%	1029	0.49%
07/29/16	Treasury Note	912828VW6	1.625	07/31/19	07/31/19	800,000	817,703	816,250	(1,453)	0.92%	1064	3.53%
01/28/15	FNMA Bench	3135G0ZG1	1.750	09/12/19	09/12/19	740,000	749,249	755,714	6,465	1.04%	1107	3.27%
04/01/16	Treasury Note	912828F62	1.500	10/31/19	10/31/19	610,000	620,175	620,151	(24)	0.96%	1156	2.68%
05/26/15	Arizona Public Service Company	040555CR3	2.200	01/15/20	12/15/19	100,000	100,341	101,585	1,244	1.71%	1201	0.44%
09/02/16	National Rural Utilities Coop	637432NC5	2.000	01/27/20	12/27/19	70,000	71,042	70,973	(69)	1.58%	1213	0.31%
01/11/16	Treasury Note	912828G95	1.625	12/31/19	12/31/19	760,000	771,928	775,675	3,747	0.99%	1217	3.36%
12/14/15	Pepsico Inc	713448BN7	4.500	01/15/20	01/15/20	140,000	153,849	154,333	484	1.38%	1232	0.67%
09/02/16	PNC Funding Corp	693476BJ1	5.125	02/08/20	02/08/20	140,000	155,865	155,632	(233)	1.76%	1256	0.67%

Burbank-Glendale-Pasadena Airport Authority - PFC Account
Statement of Investments
As of 08/31/16

Purchase Date	Type of Investment	CUSIP	Coupon	Maturity Date	Eff Mat. Date	Par Value	Purchase Cost	Market Value	Unrealized Gain/Loss	YTM	Days to Eff. Mat.	% Mkt Value
04/25/16	Medtronic Inc	585055BG0	2.500	03/15/20	03/15/20	130,000	134,471	134,671	200	1.45%	1292	0.58%
05/18/15	United Technologies Corporation	913017BR9	4.500	04/15/20	04/15/20	125,000	139,686	139,056	(630)	1.31%	1323	0.60%
09/25/15	American Express Credit Corp	0258MODT3	2.375	05/26/20	04/25/20	125,000	126,660	128,032	1,372	1.70%	1333	0.55%
03/08/16	Public Service Company of Colorado	744448CD1	3.200	11/15/20	05/15/20	115,000	120,648	121,734	1,086	1.75%	1353	0.53%
04/21/16	Travelers Cos Inc	89417EAG4	3.900	11/01/20	11/01/20	100,000	109,436	109,180	(256)	1.61%	1523	0.47%
Subtotal						\$ 22,689,433	\$ 23,243,881	\$ 23,098,459	\$ (145,422)	0.88%	605	100.00%
PFC Bank Balance							184,376					
TOTAL							\$ 23,428,257					

Burbank-Glendale-Pasadena Airport Authority - PFC Account
Statement of Purchases - Maturities - Sales
As of 08/31/16

PURCHASES

Purchase Date	Type of Investment	CUSIP	Coupon	Maturity Date	Par Value	Purchase Price	Purchase Cost	Prepaid Interest
08/04/16	Caterpillar Financial Services	14912L6M8	1.800	11/13/18	\$ 135,000.00	101.54500	\$ 137,085.75	\$ (546.75)
08/31/16	FHLMC	3137EACA5	3.750	03/27/19	400,000.00	107.08600	428,344.00	(6,416.67)
09/02/16	National Rural Utilities Coop	637432NC5	2.000	01/27/20	70,000.00	101.48900	71,042.30	(136.11)
09/02/16	PNC Funding Corp	693476BJ1	5.125	02/08/20	140,000.00	111.33200	155,864.80	(478.33)
08/31/16	Treasury Note	912828WW6	1.625	07/31/19	400,000.00	102.04297	408,171.88	(547.55)
							-	
							-	
							-	
							-	
							-	
TOTAL PURCHASES					\$ 1,145,000.00		\$ 1,200,508.73	\$ (8,125.41)

MATURITIES

Purchase Date	Type of Investment	CUSIP	Coupon	Maturity Date	Par Value	Purchase Price	Purchase Cost	Gain / (Loss)
07/09/14	Caterpillar Financial Services	14912A4X6	2.050	08/01/16	\$ 135,000.00	102.27693	\$ 138,073.85	\$ (3,073.85)
07/09/14	Halliburton Company	406216BB6	1.000	08/01/16	100,000.00	100.51575	100,515.75	(515.75)
							-	-
							-	-
TOTAL MATURITIES					\$ 235,000.00		\$ 238,589.60	\$ (3,589.60)

SALES / REDEMPTIONS / DELIVERS

Purchase Date	Type of Investment	CUSIP	Coupon	Maturity Date	Sale Date	Par Value	Sale Price	Sale Amount	Purchase Cost	Gain / (Loss)
02/20/15	PNC Funding Corp	693476BM4	2.700	09/19/16	08/22/16	\$ 100,000.00	100.00000	\$ 100,000.00	\$ 102,528.00	\$ (2,528.00)
								-		-
								-		-
								-		-
						\$ 100,000.00		\$ 100,000.00	\$ 102,528.00	\$ (2,528.00)

Burbank-Glendale-Pasadena Airport Authority - PFC Account
Earnings Report
08/01/16-08/31/16

Type of Investment	Type	Coupon	Maturity Date	Previous Accrual	Realized Interest For Period	Interest Paid At Purc/Recv	Current Accrual	Interest Earned	Amrt/Accrt For Period	Adjusted Total Int. Earned
FIXED INCOME										
Caterpillar Financial Services	NOTE	2.050	08/01/16	1,383.75	1,383.75	-	-	-	-	-
Halliburton Company	NOTE	1.000	08/01/16	500.00	500.00	-	-	-	-	-
Coca-Cola Company (The)	NOTE	1.800	09/01/16	1,500.00	-	-	1,800.00	300.00	(170.73)	129.27
PNC Funding Corp	NOTE	2.700	09/19/16	990.00	1,147.50	-	-	157.50	(84.42)	73.08
Treasury Note	NOTE	1.000	10/31/16	947.69	-	-	1,263.59	315.90	(163.61)	152.29
Procter & Gamble Co	NOTE	0.750	11/04/16	226.56	-	-	304.69	78.13	1.56	79.69
Comcast Corporation	NOTE	6.500	01/15/17	433.34	-	-	1,245.84	812.50	(679.55)	132.95
Pfizer Inc	NOTE	0.900	01/15/17	64.00	-	-	184.00	120.00	0.85	120.85
Treasury Note	NOTE	0.875	01/31/17	8.32	-	-	266.30	257.98	(90.63)	167.35
Ace InA Holdings Inc	NOTE	5.700	02/15/17	2,628.33	2,850.00	-	253.33	475.00	(400.59)	74.41
Walt Disney Company (The)	MTN	1.125	02/15/17	830.00	900.00	-	80.00	150.00	0.27	150.27
FHLMC	NOTE	1.000	03/08/17	2,999.02	-	-	3,628.19	629.17	209.61	838.78
FNMA	NOTE	1.125	04/27/17	881.25	-	-	1,162.50	281.25	(109.62)	171.63
State Street Corporation	NOTE	5.375	04/30/17	1,494.55	-	-	1,987.26	492.71	(387.96)	104.75
US Bancorp	NOTE	1.650	05/15/17	609.59	-	-	850.21	240.62	(76.56)	164.06
FHLB	NOTE	4.875	05/17/17	8,768.23	-	-	12,322.92	3,554.69	(2,848.56)	706.13
FHLB	NOTE	1.000	06/21/17	784.15	-	-	1,377.05	592.90	(170.63)	422.27
Treasury Note	NOTE	0.500	07/31/17	17.19	-	-	550.00	532.81	250.87	783.68
Duke Energy Florida LLC	NOTE	5.800	09/15/17	2,191.11	-	-	2,674.44	483.33	(401.33)	82.00
Home Depot Inc	NOTE	1.023	09/15/17	133.49	-	-	221.54	88.05	(24.25)	63.80
FNMA Bench	NOTE	1.000	09/27/17	2,411.11	-	-	2,994.44	583.33	(30.46)	552.87
Treasury Note	NOTE	0.750	10/31/17	1,781.67	-	-	2,375.54	593.87	219.15	813.02
Praxair Inc	NOTE	1.050	11/07/17	183.75	-	-	249.38	65.63	8.19	73.82
FHLB	NOTE	5.000	11/17/17	4,625.00	-	-	6,500.00	1,875.00	(1,448.39)	426.61
FHLMC Reference Notes	NOTE	5.125	11/17/17	8,427.78	-	-	11,844.44	3,416.66	(2,574.44)	842.22
Mellife Inc	NOTE	1.903	12/15/17	243.16	-	-	401.74	158.58	(17.33)	141.25
Bank Of New York Mellon Corp	NOTE	1.300	01/25/18	21.67	-	-	130.00	108.33	26.46	134.79
FNMA Benchmark Notes	NOTE	0.875	02/08/18	4,204.86	4,375.00	-	559.03	729.17	337.87	1,067.04
Exxon Mobil Corp	NOTE	1.305	03/06/18	525.63	-	-	634.38	108.75	(27.45)	81.30
General Electric Capital Corp	NOTE	1.363	04/02/18	210.18	-	-	427.37	217.19	(49.00)	168.19
Wells Fargo & Company	NOTE	1.345	04/23/18	58.82	-	-	261.44	202.62	(20.62)	182.00
FHLB	NOTE	1.125	04/25/18	1,665.00	-	-	2,185.32	520.32	(193.73)	326.59
Boeing Co	NOTE	0.950	05/15/18	188.53	-	-	262.94	74.41	18.10	92.51

Burbank-Glendale-Pasadena Airport Authority - PFC Account
Earnings Report
08/01/16-08/31/16

Type of Investment	Type	Coupon	Maturity Date	Previous Accrual	Realized Interest For Period	Interest Paid At Purc/Recv	Current Accrual	Interest Earned	Amrt/Accrt For Period	Adjusted Total Int. Earned
Merck & Co Inc	NOTE	1.300	05/18/18	395.41	-	-	557.92	162.51	21.73	184.24
Treasury Note	NOTE	1.000	05/31/18	1,397.54	-	-	2,096.31	698.77	(37.08)	661.69
FHLMC	NOTE	4.875	06/13/18	4,875.00	-	-	7,921.88	3,046.88	(2,150.82)	896.06
Southern California Gas Company	NOTE	1.550	06/15/18	247.57	-	-	409.03	161.46	(34.74)	126.72
Chevron Corp	NOTE	1.718	06/24/18	176.57	-	-	319.74	143.17	(43.14)	100.03
Nevada Power Company	NOTE	6.500	08/01/18	3,737.50	3,737.50	-	622.92	622.92	(444.47)	178.45
3M Company	NOTE	1.375	08/07/18	664.58	687.50	-	91.67	114.59	(44.75)	69.84
Berkshire Hathaway Finance Corp	NOTE	2.000	08/15/18	1,521.66	1,650.00	-	146.66	275.00	(83.16)	191.84
Treasury Note	NOTE	1.500	08/31/18	5,021.74	6,000.00	-	33.15	1,011.41	(323.12)	688.29
Microsoft Corporation	NOTE	1.300	11/03/18	317.78	-	-	426.11	108.33	(0.96)	107.37
Caterpillar Financial Services	NOTE	1.800	11/13/18	-	-	546.75	729.00	182.25	(68.76)	113.49
Treasury Note	NOTE	1.500	12/31/18	782.61	-	-	1,540.76	758.15	(133.65)	624.50
John Deere Capital Corp	NOTE	1.950	01/08/19	168.19	-	-	387.56	219.37	(99.64)	119.73
Commonwealth Edison Company	NOTE	2.150	01/15/19	109.89	-	-	315.93	206.04	(65.40)	140.64
Oracle Corporation	NOTE	1.260	01/15/19	74.39	-	-	210.02	135.63	(8.67)	126.96
Treasury Note	NOTE	1.250	01/31/19	30.57	-	-	978.26	947.69	(142.47)	805.22
BB&T Corp	NOTE	2.250	02/01/19	1,237.50	1,237.50	-	206.26	206.26	(48.57)	157.69
Simon Property Group LP	NOTE	2.200	02/01/19	1,067.00	1,067.00	-	177.83	177.83	(28.16)	149.67
IBM Corp	NOTE	1.950	02/12/19	1,006.96	1,072.50	-	113.21	178.75	(28.83)	149.92
Cisco Systems Inc	NOTE	4.950	02/15/19	2,853.13	3,093.75	-	275.00	515.62	(353.85)	161.77
Union Pacific Corporation	NOTE	2.250	02/15/19	1,193.15	1,293.75	-	115.00	215.60	(72.84)	142.76
Johnson & Johnson	NOTE	1.112	03/01/19	255.67	-	-	454.73	199.06	(4.02)	195.04
Unitedhealth Group Inc	NOTE	1.625	03/15/19	613.89	-	-	749.30	135.41	28.24	163.65
JP Morgan Chase & CO	NOTE	1.850	03/22/19	1,249.78	-	-	1,542.69	292.91	(75.96)	216.95
FHLMC	NOTE	3.750	03/27/19	-	-	6,416.67	6,416.67	-	(30.58)	(30.58)
Lowes Companies Inc	NOTE	1.150	04/15/19	354.90	-	-	460.32	105.42	3.32	108.74
Apple Inc	NOTE	1.088	05/06/19	304.75	322.26	-	106.04	123.55	10.36	133.91
Public Service Electric And Gas	NOTE	1.800	06/01/19	372.00	-	-	558.00	186.00	15.49	201.49
Target Corporation	NOTE	2.300	06/26/19	245.97	-	-	456.81	210.84	(65.68)	145.16
Treasury Note	NOTE	1.625	07/31/19	17.66	-	547.55	1,130.44	565.23	(277.02)	288.21
FNMA Bench	NOTE	1.750	09/12/19	5,000.14	-	-	6,079.31	1,079.17	(167.19)	911.98
Treasury Note	NOTE	1.500	10/31/19	2,312.36	-	-	3,083.15	770.79	(241.14)	529.65
Treasury Note	NOTE	1.625	12/31/19	1,073.92	-	-	2,114.27	1,040.35	(274.59)	765.76
Arizona Public Service Company	NOTE	2.200	01/15/20	97.78	-	-	281.11	183.33	(6.24)	177.09

Burbank-Glendale-Pasadena Airport Authority - PFC Account

Earnings Report

08/01/16-08/31/16

Type of Investment	Type	Coupon	Maturity Date	Previous Accrual	Realized Interest For Period	Interest Paid At Purc/Recv	Current Accrual	Interest Earned	Amrt/Accrt For Period	Adjusted Total Int. Earned
National Rural Utilities Coop	NOTE	2.000	01/27/20	-	-	136.11	132.22	(3.89)	-	(3.89)
Pepsico Inc	NOTE	4.500	01/15/20	280.00	-	-	805.00	525.00	(285.71)	239.29
PNC Funding Corp	NOTE	5.125	02/08/20	-	-	478.33	458.40	(19.93)	-	(19.93)
Medtronic Inc	NOTE	2.500	03/15/20	1,227.78	-	-	1,498.61	270.83	(95.81)	175.02
United Technologies Corporation	NOTE	4.500	04/15/20	1,656.25	-	-	2,125.00	468.75	(247.94)	220.81
American Express Credit Corp	NOTE	2.375	05/26/20	536.02	-	-	783.42	247.40	(35.33)	212.07
Travelers Cos Inc	NOTE	3.900	11/01/20	975.00	-	-	1,300.00	325.00	(175.73)	149.27
Public Service Company of Colorado	NOTE	3.200	11/15/20	776.89	-	-	1,083.55	306.66	(113.15)	193.51
Subtotal				\$ 96,167.23	\$ 31,318.01	\$ 8,125.41	\$ 108,291.14	\$ 35,316.51	\$ (15,126.96)	\$ 20,189.55
CASH EQUIVALENTS										
Blackrock Liquidity Funds				-	113.57	-	-	113.57	-	113.57
BOA Temp Overnight Deposit				-	0.05	-	-	0.05	-	0.05
Subtotal				\$ -	\$ 113.62	\$ -	\$ -	\$ 113.62	\$ -	\$ 113.62
TOTAL				\$ 96,167.23	\$ 31,431.63	\$ 8,125.41	\$ 108,291.14	\$ 35,430.13	\$ (15,126.96)	\$ 20,303.17

BURBANK-GLENDALE-PASADENA AIRPORT AUTHORITY

SCHEDULE OF CASH RECEIPTS AND DISBURSEMENTS MONTH AND TWO MONTHS ENDED AUGUST 31, 2016 AND 2015

Monthly Performance					August 2016		Fiscal YTD Performance (July 2016 - August 2016)				
Actual \$ Aug 2016	Budget Aug 2016	Actual \$ Prior Year Aug 2015	Note	Variance Actual Vs. Budget		Actual \$ Fiscal YTD	Fiscal YTD Budget	Actual \$ Prior Year Fiscal YTD	Note	Variance Actual Vs. Budget	
OPERATING ACTIVITY											
CASH RECEIPTS FROM OPERATIONS											
\$319,458	\$287,500	\$310,913	(2)	\$31,958	Landing/Fuel Fees	\$672,756	\$575,000	\$584,829	(2)	\$97,756	
1,861,979	1,693,000	1,633,992	(3)	168,979	Parking Fees	3,372,613	3,332,000	3,222,983	(3)	40,613	
1,115,613	920,353	1,013,106	(4)	195,260	Rental Receipts - Terminal Building	1,920,567	1,840,710	1,963,667	(4)	79,857	
1,125,415	887,980	938,353	(5)	237,435	Rental Receipts - Other Buildings	1,840,117	1,775,960	2,120,862	(5)	64,157	
82,434	78,750	397,687	(6)	3,684	Other Receipts	318,943	157,500	503,164	(6)	161,443	
263,176	175,000	132,378	(7)	88,176	Investment Receipts - Treasurer/Other Interest Earned	504,580	350,000	294,389	(7)	154,580	
\$4,768,075	\$4,042,583	\$4,426,429	(1)	\$725,492		\$8,629,576	\$8,031,170	\$8,689,894	(1)	\$598,406	
CASH DISBURSEMENTS FROM OPERATIONS											
(\$93,830)	(\$106,521)	(\$50,537)	(9)	\$12,691	Administrative Supplies & Costs	(\$173,797)	(\$198,542)	(\$136,634)	(9)	\$24,745	
(266,999)	(326,127)	(270,508)	(10)	59,128	Operating Supplies & Maintenance	(537,799)	(652,254)	(561,509)	(10)	114,455	
(2,232,137)	(2,443,532)	(591,750)	(11)	211,395	Contractual Operating Costs	(3,024,827)	(3,273,094)	(3,823,129)	(11)	248,267	
(188,778)	(205,908)	(209,239)	(12)	17,130	Contractual Professional Services	(1,790,252)	(1,811,816)	(1,986,324)	(12)	21,564	
(429,380)	(430,818)	(419,695)	(13)	1,438	Wages & Benefits	(857,357)	(859,531)	(881,721)	(13)	2,174	
(32,121)	(50,440)	(73,768)	(14)	18,319	Other Operating Costs	(42,341)	(80,880)	(91,970)	(14)	38,539	
(380,329)	(380,329)	(358,454)		0	Bond Debt Service - 2015 Bonds	(760,658)	(760,658)	(716,908)		0	
0	0	0	(15)	0	Parking Tax	(544,548)	(545,000)	(538,441)	(15)	452	
(\$3,623,574)	(\$3,943,675)	(\$1,973,951)	(8)	\$320,101		(\$7,731,579)	(\$8,181,775)	(\$8,736,636)	(8)	\$450,196	
INCREASE (DECREASE) IN CASH FROM OPERATIONS											
\$1,144,501	\$98,908	\$2,452,478		\$1,045,593		\$897,997	(\$150,605)	(\$46,742)		\$1,048,602	
FACILITY IMPROVEMENT / NOISE MITIGATION TRANSACTIONS											
CASH DISBURSEMENTS											
(\$149)	\$0	(\$54,556)	(16)	(\$149)	Sound Insulation Program Costs	(\$1,120)	(\$10,000)	(\$374,606)	(16)	\$8,880	
(688,187)	(252,000)	(287,134)	(17)	(436,187)	Other Facility Improvement Program Project Costs	(2,416,221)	(1,213,500)	(2,650,361)	(17)	(1,202,721)	
0	0	(5,198)		0	Regional Intermodal Transportation Center	0	0	(25,877)		0	
(\$688,336)	(\$252,000)	(\$346,888)		(\$436,336)		(\$2,417,341)	(\$1,223,500)	(\$3,050,844)		(\$1,193,841)	
CASH RECEIPTS FROM FUNDING SOURCES											
\$0	\$0	\$303,958	(16)	\$0	FAA Grants - Sound Insulation Program	\$0	\$0	\$303,958	(16)	\$0	
0	0	0	(18)	0	FAA Grants - Facility Improvement Program	0	0	0	(18)	0	
7,057	0	29,300	(19)	7,057	Other Grants	7,057	0	29,300	(19)	7,057	
107,964	51,350	697,402	(20)	56,614	Passenger Facility Charge Receipts/Reserves	107,964	51,350	697,402	(20)	56,614	
514,214	515,000	234,034	(21)	(786)	Facility Development Fund (Authority Reserves)	1,002,626	1,015,000	693,543	(21)	(12,374)	
\$629,235	\$566,350	\$1,264,694		\$62,885		\$1,117,647	\$1,066,350	\$1,724,203		\$51,297	
INCREASE (DECREASE) - FACILITY / NOISE MITIGATION TRANSACTIONS											
(\$59,101)	\$314,350	\$917,806		(\$373,451)		(\$1,299,694)	(\$157,150)	(\$1,326,641)		(\$1,142,544)	
\$1,085,400	\$413,258	\$3,370,284		\$672,142	NET ACTIVITY VS. BUDGET	(\$401,697)	(\$307,755)	(\$1,373,383)		(\$93,942)	
(\$514,214)	(\$515,000)	(\$234,034)		\$786	LESS USE OF AUTHORITY RESERVES	(\$1,002,626)	(\$1,015,000)	(\$693,543)		\$12,374	
NET INCREASE (DECREASE) IN CASH - TOTAL											
\$571,186	(\$101,742)	\$3,136,250		\$672,928	(see note below)	(\$1,404,323)	(\$1,322,755)	(\$2,066,926)		(\$81,568)	

Notes: The FY 2017 adopted budget approved use of \$7,680,000 of Authority Reserves to provide funding for the airport share of capital projects. See additional discussion at note 21.

BURBANK-GLENDALE-PASADENA AIRPORT AUTHORITY

NOTES TO SCHEDULE OF CASH RECEIPTS AND DISBURSEMENTS MONTH AND TWO MONTHS ENDED AUGUST 31, 2016 AND 2015

General Comments

The Schedule of Cash Receipts and Disbursements ("Schedule") represents the cash basis activity for the month and fiscal year-to-date compared to the allocation of the annual adopted budget.

The Schedule consists of two sections: Operating Activity and Facility Improvement/Noise Mitigation Transactions. Receipts are shown as positive amounts and disbursements as negative amounts. Favorable budget variances are shown as positive amounts and unfavorable variances as negative amounts. Because this Schedule is on a cash basis, cash timing differences may contribute to budget variances.

The Operating Activity receipts include charges for services (parking, landing fees and concessions), tenant rents, fuel flowage fees, other revenues and investment receipts. The Operating Activity disbursements include costs of services, materials, contracts, personnel and debt service.

Facility Improvement / Noise Mitigation Transactions represent the activity for the Authority's capital program, which consists of (a) the Sound Insulation Program, (b) Other Facility Improvement Program Projects, and (c) the Regional Intermodal Transportation Center ("RITC"). The RITC project was completed in FY 2015.

The FY 2017 Capital Program expenditures are primarily funded by the following sources:

- FAA-approved Passenger Facility Charge ("PFC") program receipts/reserves;
- Grants;
- Facility Development Funds (Authority Reserves).

The notes below provide additional information regarding the performance results detailed in the "Schedule of Cash Receipts and Disbursements."

A Supplemental Schedule of Cash Receipts and Disbursements reflecting the activities related to the Series 2012 Bond debt service and repayment to the Authority of the loans provided to the Rent-A-Car Companies ("RACs") for the Regional Intermodal Transportation Center / Consolidated Rental Car Facility is also presented.

NOTE (1) - Cash Receipts from Operations

Cash receipts from operations are ahead of budget fiscal year-to-date ("FYTD") August due to better than expected performance primarily in parking, concessions and filming revenues. On the accrual basis, all categories of operating revenues are favorably ahead of budget in FYTD August by \$393,179. See notes 2 through 7 for additional information regarding operating receipts.

NOTE (2) - Landing/Fuel Fees

Landing fees are based on landed weight of the aircraft. Fuel fees are charged at a rate of \$0.05 a gallon to non-signatory air carriers for fuel loaded at BUR. Landing fees and fuel fees performed ahead of the budget forecast FYTD August. Accrual basis revenues for this line item are ahead of budget in FYTD August by \$70,109.

NOTE (3) - Parking Fees

Parking fee revenues performed ahead of the budget forecast. Accrual basis parking fees are \$8,839 ahead of budget FYTD August.

NOTE (4) - Rental Receipts - Terminal Building

Terminal Building rental receipts exceed the budget FYTD August partially due to the timing of receipts and additional concession revenues received above the minimum annual guarantee. Accrual basis terminal building rents are \$188,668 ahead of budget FYTD August.

(Continued)

BURBANK-GLENDALE-PASADENA AIRPORT AUTHORITY

NOTES TO SCHEDULE OF CASH RECEIPTS AND DISBURSEMENTS MONTH AND TWO MONTHS ENDED AUGUST 31, 2016 AND 2015

NOTE (5) – Rental Receipts - Other Buildings

Other Buildings rental receipts exceed the budget FYTD August partially due to the timing of receipts. Accrual basis other building receipts are \$54,779 ahead of budget FYTD August.

NOTE (6) – Other Receipts

This category consists primarily of off-airport access fees and film location revenues. This line item favorably exceeds the budget FYTD August primarily due to strong film location revenues. Accrual basis other revenues are \$23,269 ahead of budget FYTD August.

NOTE (7) – Investment Receipts - Treasurer

This line item represents cash received from the investment of funds. These receipts fluctuate in response to interest rate and portfolio balance changes and the timing of coupon payments and individual investment maturities and sales. Accrual basis investment income, including the interest earned on loans to Rent-A-Car Companies, exceeds the budget FYTD August by \$47,515.

NOTE (8) – Cash Disbursements from Operations

Overall operating disbursements are favorably under budget FYTD August. On an accrual basis operating disbursements are favorably within budget parameters. See additional information on operating disbursements in notes 9 through 15.

NOTE (9) – Administrative Supplies & Costs

This line item includes office supplies, printing, postage and delivery, office equipment service and lease, recruiting, membership, uniform, Commission meeting, conference and training costs.

NOTE (10) – Operating Supplies & Maintenance

This line item includes utilities, fuel, general repairs and maintenance, landscaping, supplies and telephone costs.

NOTE (11) – Contractual Operating Costs

This line item includes various contractual operating costs such as ARFF services, janitorial services, systems and vehicle repair, parking operations and the TBI Airport Management contract costs.

NOTE (12) – Contractual Professional Services

This line item includes various professional services such as legal, auditing, noise, financial and insurance.

NOTE (13) – Wages and Benefits

Wages and Benefits consist of payroll and fringe benefit costs for the Airport Police officers, and include the impact of the terms of the new Memorandum of Understanding effective February 2014. Wages and benefits include overtime for film location services which are recovered through the related revenue.

NOTE (14) – Other Operating Costs

This line item includes public relations/advertising, air service retention, license and permits and bad debt expense.

(Continued)

BURBANK-GLENDALE-PASADENA AIRPORT AUTHORITY

NOTES TO SCHEDULE OF CASH RECEIPTS AND DISBURSEMENTS MONTH AND TWO MONTHS ENDED AUGUST 31, 2016 AND 2015

NOTE (15) – Parking Tax

The 12% City of Burbank parking tax is paid quarterly for the prior three-month period. The amount paid in July 2016 of \$544,548 reflects the parking activity for the months of April, May and June.

NOTE (16) – Sound Insulation Program

The Sound Insulation program is funded primarily through FAA Airport Improvement Program ("AIP") grants and Passenger Facility Charge ("PFC") fees. A Part 150 Study is under final FAA review and upon conclusion may result in eligible multi-family and an additional number of single family residences being added to the sound insulation program in the future.

NOTE (17) – Other Facility Improvement Program Projects

Several projects account for most of the Other Facility Improvement Program Projects expenditures: Taxiway B Reconstruction FY 2016 expenditures, Replacement Terminal Project and Emergency Back-Up Generator Project. The FYTD budget variance of \$1,202,721 is due to the timing of projects and payment for FY 2016 accrued costs.

NOTE (18) – FAA Grants – Other Facility Improvement Program Projects

FAA Grants – Other Facility Improvement Program Projects are budgeted to fund several projects: Runway 8/26 EMAS Project, Runway 8/26 Rehabilitation Project and the Acquisition of Hollyona Property.

NOTE (19) – Other Grants

Other grants represent federal grants, other than FAA AIP grants, and local grants that fund or partially fund the Ground Access Study.

NOTE (20) – Passenger Facility Charge Receipts/Reserves

A number of capital projects are budgeted to be funded or partially funded by Passenger Facility Charges.

NOTE (21) – Facility Development Fund (Authority Reserves)

The FY 2017 adopted budget programmed the use of Authority Reserves as a funding source for the airport share of capital projects.

BURBANK-GLENDALE-PASADENA AIRPORT AUTHORITY
SUPPLEMENT SCHEDULE OF CASH RECEIPTS AND DISBURSEMENTS
REGIONAL INTERMODAL TRANSPORTATION CENTER / CONSOLIDATED RENTAL CAR FACILITY PAYMENTS AND COLLECTIONS
MONTH AND TWO MONTHS ENDED AUGUST 31, 2016 AND 2015

Monthly Performance					August 2016	Fiscal YTD Performance (July 2016 - August 2016)				
Actual \$ Aug 2016	Budget Aug 2016	Actual \$ Prior Year Aug 2015	Note	Variance Actual Vs. Budget		Actual \$ Fiscal YTD	Fiscal YTD Budget	Actual \$ Prior Year Fiscal YTD	Note	Variance Actual Vs. Budget
\$468,894	\$420,000	\$493,656	(1)	\$48,894	Customer Facility Charge Receipts	\$935,066	\$840,000	\$977,970	(1)	\$95,066
94,648	93,005	132,090	(2)	1,643	Facility Rent	214,917	186,010	231,138	(2)	28,907
(486,130)	(486,130)	(486,380)		0	Payments to Bond Trustee for 2012 Bond Debt Service	(972,260)	(972,260)	(972,760)		0
(27,350)	(26,875)	(33,046)	(3)	(475)	Loan Principal Repayments to the Authority	(62,103)	(53,750)	(57,826)	(3)	(8,353)
<u>\$50,062</u>	<u>\$0</u>	<u>\$106,320</u>	<u>(4)</u>	<u>\$50,062</u>		<u>\$115,620</u>	<u>\$0</u>	<u>\$178,522</u>	<u>(4)</u>	<u>\$115,620</u>

General Comments

The debt service on the 2012 Revenue Bonds and the repayment to the Authority of the loans to the Rent-A-Car Companies ("RACs") is payable from Customer Facility Charges ("CFCs") and Facility Rents. Under the terms of the Bond Indenture, as amended, all CFCs collected subsequent to July 1, 2014 are remitted to the Bond Trustee for the 2012 Bond debt service.

On July 1, 2014, the terms and conditions of the Non-Exclusive Concession and Lease Agreement with the respective Rent-A-Car Companies became effective, including the collection of Facility Rent.

Note (1) – Customer Facility Charge ("CFC") Receipts

CFCs of \$6 per day per transaction, up to a maximum of five days, are collected and applied to the 2012 Bond debt service. CFCs received fiscal year-to-date ("FYTD") August exceeded the budget due to better than expected car rental activity.

Note (2) – Facility Rent

Facility Rent exceeds the budget FYTD August due to the timing of receipts.

Note (3) – Loan Principal Repayments to the Authority

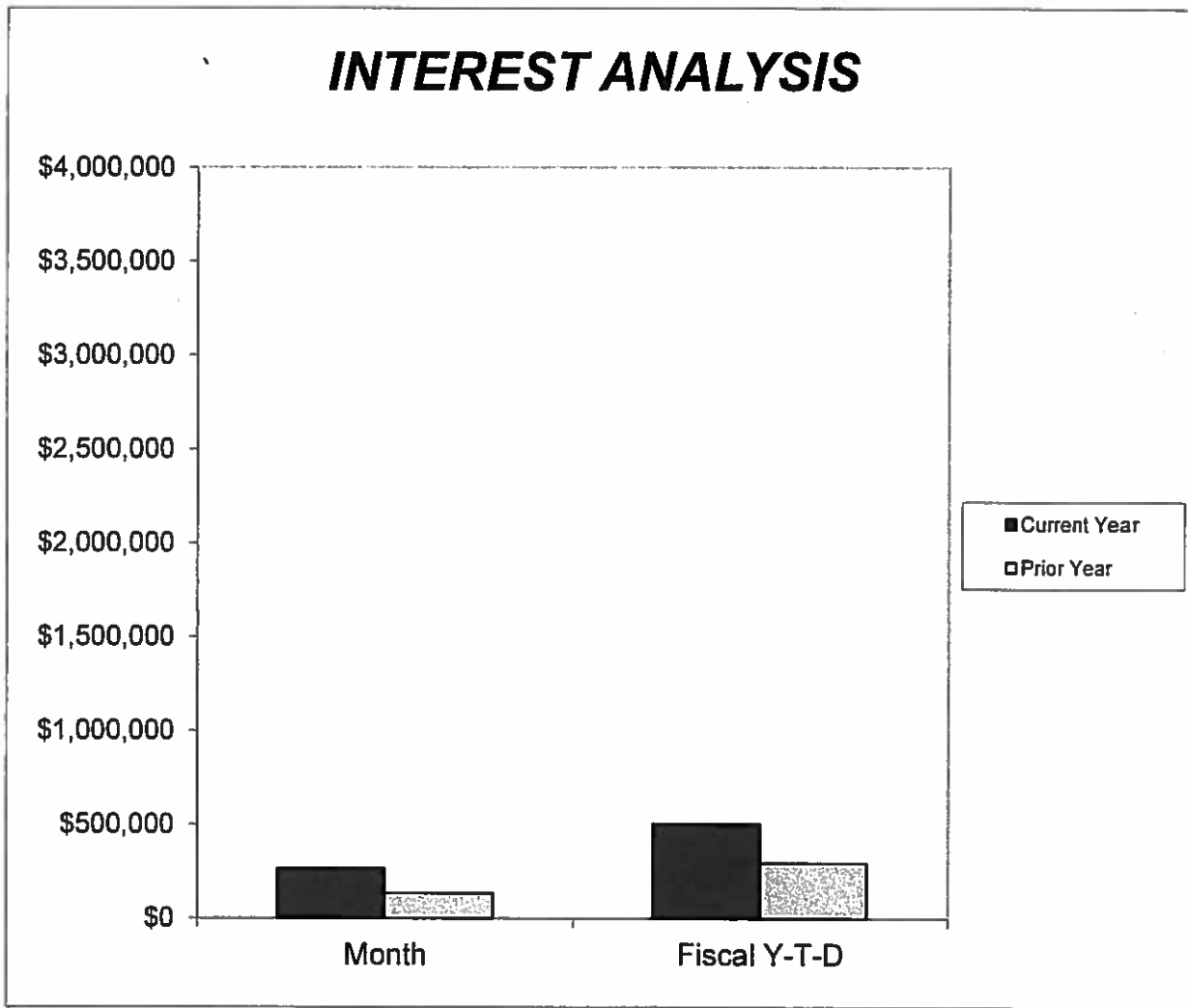
Repayments of the loan principal to the Authority from the Rent-A-Car Companies exceed the budget FYTD August (\$8,353) due to timing of receipts. The principal portion of the payment will be deposited as reimbursement to the Authority's Facility Development Fund. The interest portion of the loan repayment is recorded as investment income.

Note (4) – Net RITC / ConRAC Facility Payments and Collections

A positive amount in this line indicates that cash has been received above the required payment obligations. At fiscal year-end, upon conclusion of the required reconciliation, any excess surplus accumulated will be evaluated and applied toward the allowed uses under the terms and conditions of the Non-Exclusive Concession and Lease Agreement with the Rent-A-Car Companies.

In the event of a shortfall of receipts to meet the required payment obligations (i.e., CFC collections perform under budget projections), the Authority holds the right to adjust the Facility Rent paid by the rental car companies on a 30-day notice.

Burbank-Glendale-Pasadena Airport Authority



	August 2016	August 2015
Interest Receipts - - Month	\$263,176	\$132,378
Interest Receipts - - Fiscal Y-T-D	\$504,580	\$294,389
Month End Portfolio Balance	\$213,981,790	\$142,563,221
Yield to Maturity	0.87%	0.79%

**STAFF REPORT PRESENTED TO THE
BURBANK-GLENDALE-PASADENA AIRPORT AUTHORITY
FINANCE AND ADMINISTRATION COMMITTEE
NOVEMBER 28, 2016**

**OTHER TRANSACTION AGREEMENT WITH THE
DEPARTMENT OF HOMELAND SECURITY
TRANSPORTATION SECURITY ADMINISTRATION**

SUMMARY

Staff seeks a recommendation from the Finance and Administration Committee ("Committee") to the Commission that it approve the modified Other Transaction Agreement ("OTA") with the Department of Homeland Security – Transportation Security Administration ("TSA") for the purpose of obtaining additional reimbursement for electrical utility and janitorial charges associated with the use of areas for baggage screening operations at Hollywood Burbank Airport ("Airport").

BACKGROUND

In July 2016 representatives of the TSA provided Staff with the opportunity to request additional reimbursement for electrical utility and janitorial expenses incurred by the Authority directly related to the operation of the TSA. Given this opportunity, Staff conducted an analysis of the costs incurred by the Authority and provided supporting documentation to the TSA for an increase in the current reimbursement rate.

TSA has provided a modified OTA which increases reimbursements to the Authority for electrical and janitorial services for an applicable period beginning January 1, 2017, to August 31, 2017. This modified OTA will increase the electrical cost reimbursement by \$1,568.72 and janitorial cost reimbursement by \$2,346.48, resulting in a total additional reimbursement of \$3,915.20 over the eight-month period. This results in a total obligated amount to the Authority of \$127,735.88 for a 12-month period ending August 31, 2017.

The proposed modified OTA extending the term and increasing the reimbursement amount for electrical and janitorial charges is attached for consideration.

As with other federal agency agreements at the Airport, the Authority is required to execute the Agreement first. If the proposed agreement is approved by the Authority, then upon execution of the document by the Authority, a local representative of the TSA is authorized to execute the agreement.

DETAILS

The key components of the proposed OTA between the TSA and the Authority are summarized as follows:

<u>Term:</u>	January 1, 2017, to August 31, 2017, or for as long as federal law requires TSA to perform screening functions at the Airport
<u>Reimbursement:</u>	Total increase of \$3,915.20 for electrical and janitorial reimbursement for the eight-month period

Space:

Space for conducting such screening operations is provided at no cost to TSA.

BUDGET IMPACT

The proposed OTA will result in an increase of \$3,915.20 for electrical and janitorial reimbursement to the Authority from TSA. These increases are offset by a similar amount of increased operating costs for utilities and janitorial services; therefore, the OTA is revenue-neutral.

STAFF RECOMMENDATION

Staff recommends that the Committee recommend to the Commission that it approve the modified Other Transaction Agreement with the TSA and authorize the Authority President to execute same.



Transportation
Security
Administration

OTHER TRANSACTION AGREEMENT

OTA NUMBER:		REQUISITION NUMBER:	
HSTS01-14-H-CKP112 Modification Number: P00005		2117207CKP012	
ISSUED TO:		ISSUED BY:	
Burbank Glendale Pasadena Airport Authority Burbank Bob Hope Airport 2627 N. Hollywood Way Burbank, CA 91505-1062 Attn: Mike Duong, Manager, Business & Property Phone: 818-565-1314 Email: mduong@bur.org DUNS: 126078450 EIN: 953337732		Transportation Security Administration Office of Acquisition Human Capital and Finance Division 601 S 12 th Street Arlington, VA 20598-6025 Contract Specialist: Harrison Morten Phone: 571-227-2623 Email: Harrison.morten@tsa.dhs.gov	
PROGRAM			
Program: Other Transaction Agreement (OTA) for Use of Space and Cost Reimbursement for TSA Security Checkpoint and Baggage Screening Areas. Period of Performance: January 1, 2017 to August 31, 2017. NAICS: 488119 PSC: S112			
FISCAL DATA			
Accounting Line: See page 2 for Accounting and Appropriation Data. Obligated Amount: \$3,915.20			
PURPOSE			
Bilateral modification P00005 obligates funding for the reimbursement of fixed electrical and janitorial costs for the TSA security checkpoint and baggage areas at Burbank Bob-Hope Airport (BUR). This modification also amends the Agreement as indicated on page 2.			
AUTHORIZED SIGNATURES			
IN WITNESS WHEREOF, the Parties have entered into this Agreement by their duly authorized officers.			
Participant's Signature		Contracting Officer's Signature	
Date		Date	
		Isabel Roman-Cogswell, Contracting Officer	
Typed Name and Title		Typed Name and Title	

1. Purpose

The purpose of Modification P00005 to Agreement HSTS01-14-H-CKP112 is to:

- Obligate funding for additional fixed electrical and janitorial costs for the TSA security checkpoint and baggage screening areas at Burbank Bob Hope Airport (BUR).

2. Obligated Funding

	Annual Costs	Pro-rated Monthly Costs	# Months	Obligated Amount
Electrical Costs**	\$67,838.16	\$5,653.18	08	\$67,053.82
Janitorial Costs	\$61,853.16	\$5,154.43	08	\$60,682.08
Total Amount	\$129,691.32	\$10,807.61		\$127,735.88

3. Accounting and Appropriation Data

PR #	Item #	Service	Amount	Accounting & Appropriation Data
2117207CKP012	00001	Electrical	\$1,568.72	5OS178A000D2017SWE070GE00 0077006400648REM- 5903001502010000-233T
2117207CKP012	00002	Janitorial	\$2,346.48	5OS178A000D2017SWE070GE00 0077006400648REM- 5903001502010000-2540
Total			\$3,915.20	

4. Current Obligated Funding

Award Date	Contract/Modification	Obligated Amount
8/26/2014	Base OTA Award	\$123,507.52
8/4/2015	P00001	\$10,292.29
9/10/2016	P00002	\$113,500.31
8/31/2016	P00003	\$123,792.60
	P00004	\$28.08
Total		\$371,120.80

5. Total Obligated Funding

Modification P00005 increases the total obligated funding for this Agreement:

From:	\$371,120.80
By:	\$3,915.20
To:	\$375,036.00

6. Terms and Conditions

All other terms and conditions of Agreement HSTS01-14-H-CKP112 remain unchanged and in full force and effect.

End of Modification P00005

**BURBANK-GLENDALE-PASADENA AIRPORT AUTHORITY
FINANCE AND ADMINISTRATION COMMITTEE
NOVEMBER 28, 2016
COMMITTEE PENDING ITEMS**

Current

1. CMIA Quarterly Investment Review
2. Approval of TSA OTA for Utilities and Janitorial Cost Reimbursement

Future

1. Award of Aviation Ramp Ground Lease, Yucaipa Companies, LLC
2. Award of Aviation Ramp Ground Lease, United Parcel Service, Inc.
3. Ground Lease Renewal; Hertz Equipment Rental Corporation
4. Hangar Lease Renewal; GTC Management Services Inc.
5. Market Conditions Analysis – Hangar Facilities
6. New Branding Food & Beverage Concession