



May 30, 2019

CALL AND NOTICE OF A REGULAR MEETING
OF THE
BURBANK-GLENDALE-PASADENA AIRPORT AUTHORITY

NOTICE is hereby given that a regular meeting of the Burbank-Glendale-Pasadena Airport Authority will be held Monday, June 3, 2019, at 9:00 a.m., in the Airport Skyroom of Hollywood Burbank Airport, 2627 N. Hollywood Way, Burbank, California 91505.

Terri Williams, Board Secretary
Burbank-Glendale-Pasadena Airport Authority



COMMISSION MEETING

AGENDA

JUNE 3, 2019

BURBANK-GLENDALE-PASADENA AIRPORT AUTHORITY

Regular Meeting of Monday, June 3, 2019

9:00 a.m.

The public comment period is the opportunity for members of the public to address the Commission on agenda items and on airport-related non-agenda matters that are within the Commission's subject matter jurisdiction. At the discretion of the presiding officer, public comment on an agenda item may be presented when that item is reached.



Members of the public are requested to observe the following decorum when attending or participating in meetings of the Commission:

- *Turn off cellular telephones and pagers.*
- *Refrain from disorderly or boisterous conduct, including loud, threatening, profane, or abusive language, clapping, whistling, stamping, or other acts that disrupt or otherwise render unfeasible the orderly conduct of the meeting.*
- *If you desire to address the Commission during the public comment period, fill out a speaker request card and present it to the Board Secretary.*
- *Confine remarks to agenda items or to airport-related non-agenda matters that are within the Commission's subject matter jurisdiction.*
- *Limit comments to five minutes or to such other period of time as may be specified by the presiding officer.*



The following activities are prohibited:

- *Allocation of speaker time to another person.*
- *Video presentations requiring use of Authority equipment.*



Any disclosable public records related to an open session item on a regular meeting agenda and distributed by the Authority to the Commission less than 72 hours prior to that meeting are available for public inspection at Hollywood Burbank Airport (2627 N. Hollywood Way, Burbank) in the administrative office during normal business hours.



In accordance with the Americans with Disabilities Act of 1990, if you require a disability-related modification or accommodation to attend or participate in this meeting, including auxiliary aids or services, please call the Board Secretary at (818) 840-8840 at least 48 hours prior to the meeting.

AGENDA

Monday, June 3, 2019

1. ROLL CALL
2. PLEDGE OF ALLEGIANCE
3. APPROVAL OF AGENDA
4. PUBLIC COMMENT
5. CONSENT CALENDAR
 - a. Committee Minutes
(For Note and File)
 - 1) Operations and Development Committee
(i) May 6, 2019 ***[See page 1]***
 - 2) Finance and Administration Committee
(i) May 6, 2019 ***[See page 4]***
 - 3) Legal, Government and Environmental Affairs
(i) May 6, 2019 ***[See page 6]***
 - b. Commission Minutes
(For Approval)
 - 1) May 20, 2019 ***[See page 8]***
 - c. Treasurer's Report
 - 1) March 2019 ***[See page 15]***
6. ITEMS FOR COMMISSION DISCUSSION
 - a. Community Noise Concerns ***[No staff report]***
7. ITEMS FOR COMMISSION INFORMATION
 - a. April 2019 Parking Revenue Statistics ***[No staff report]***
 - b. April 2019 Transportation Network Companies ***[No staff report]***

- c. Airline Schedule Analysis and April 2019 Passenger/Cargo and Regional Airport Passenger Statistics ***[See page 31]***
- d. Highlights of Airport Academy of 2019 ***[No staff report]***
- 8. COMMISSIONER COMMENTS
(Other updates and information items, if any)
- 9. ADJOURNMENT

COMMISSION NEWSLETTER

Monday, June 3, 2019

[Regarding agenda items]

5. CONSENT CALENDAR

(Consent Calendar items may be enacted by one motion. There will be no separate discussion on these items unless a Commissioner so requests, in which event the item will be removed from the Consent Calendar and considered in its normal sequence on the agenda.)

- a. **COMMITTEE MINUTES.** Approved minutes of the special Operations and Development Committee meeting of May 6, 2019; approved minutes of the Finance and Administration Committee meeting of May 6, 2019; and approved minutes of the Legal, Government and Environmental Affairs Committee of May 6, 2019, are included in the agenda packet for information purposes.
- b. **COMMISSION MINUTES.** Draft minutes of the May 20, 2019 meeting are attached for the Commission's review and approval.
- c. **TREASURER'S REPORT.** The Treasurer's Report for March 2019 is included in the agenda packet. At the May 20, 2019, Finance and Administration Committee meeting, the Committee voted (2-0, 1 absent) to recommend that the Commission note and file this report.

6. ITEMS FOR COMMISSION DISCUSSION

- a. **COMMUNITY NOISE CONCERNS.** No staff report is attached. Staff will report to the Commission on activities undertaken regarding community noise concerns.

7. ITEMS FOR COMMISSION INFORMATION

- a. **APRIL 2019 PARKING REVENUE STATISTICS.** No staff report is attached. Staff will present parking revenue data for the month of April 2019.
- b. **APRIL 2019 TRANSPORTATION NETWORK COMPANIES.** No staff report attached. Staff will update the Commission on TNC activity for the month of April 2019.
- c. **AIRLINE SCHEDULE ANALYSIS AND APRIL 2019 PASSENGER/CARGO AND REGIONAL AIRPORT PASSENGER STATISTICS.** A staff report is included in the agenda packet. The Airlines serving Hollywood Burbank Airport have notified Staff of changes in service, fleet mix, and scheduled operating times.

In April 2019 passenger numbers at Hollywood Burbank were up 10.56% over last year's count, with 486,027 passengers traveling through the Airport. In April 2018, the total was 439,597. For calendar year-to-date January-April 2019, the Airport saw 1.7 million passengers, about 7% more compared to the same period last year.

- d. HIGHLIGHTS OF AIRPORT ACADEMY CLASS OF 2019. No staff report is attached. As a follow-up to Commissioner Selvidge's report on May 20, Staff will present activity highlights from this year's Airport Academy class.

**MINUTES OF THE SPECIAL MEETING OF THE
OPERATIONS AND DEVELOPMENT COMMITTEE
BURBANK-GLENDALE-PASADENA AIRPORT AUTHORITY**

MONDAY, MAY 6, 2019

A special meeting of the Operations and Development Committee was called to order on this date in the Airport Skyroom, 2627 N. Hollywood Way, Burbank, California, at 8:00 a.m., by Commissioner Tornek.

ROLL CALL

Present: Commissioners Tornek, Devine and Brown

Absent: None

Also Present: Staff: Frank Miller, Executive Director;
John Hatanaka, Senior Deputy Executive Director;
Kathy David, Deputy Executive Director, Finance and
Administration; Mark Hardymont, Director of
Transportation and Environmental Programs;
Anthony DeFrenza, Director of Engineering and
Maintenance

1. Approval of Agenda There were no adjustments to the agenda.

2. Public Comment Deferred to item 4.a.

3. Approval of the Minutes

a. April 15, 2019 Commissioner Brown moved approval of the minutes of the April 15, 2019, meeting, seconded by Commissioner Devine. The minutes were unanimously approved (3-0).

4. Contract and Leases Public comment on this item was provided by Mr. Larry Vaccaro, Waste Zero Manager, Athens Environmental Services, Inc.

a. Award of Waste Hauling and Recycling Services Contract Staff reported that the Authority's waste hauling and recycling needs are currently being met on a month to month basis by Athens Environmental Services, Inc. ("Athens") for properties in Burbank and by Republic Services, Inc. for properties in Los Angeles. As of March 1, 2019, Athens raised the combined approximate average monthly cost for these services to \$23,181.33 (the amount fluctuates with the volume of on-call pick-ups driven by Maintenance Department projects).

Over the past several years, the provision of waste hauling and recycling services for the Authority has changed hands through mergers, acquisitions and contract assignment. Beyond industry consolidation of the service provider market, the California Legislature has enacted several waste diversion and recycling laws that require providers to become compliant with.

On August 28, 2018, through the Authority's PlanetBids e-procurement website, Staff issued a Request for Proposals ("RFP") for waste hauling and recycling services. Despite significant interest in the RFP, as evidenced by several firms attending a mandatory pre-proposal meeting, only Athens submitted a proposal. Staff rejected the sole proposal.

Staff conducted follow-up interviews with firms that declined to provide a proposal. Based on these interviews, Staff amended the Scope of Services and a revised RFP was issued. A pre-proposal meeting for the second solicitation was held and five firms attended.

From the five attendees, two proposals were received, evaluated, and the proposed monthly fees, not including on-call services, were as follows:

1. American Reclamation, Inc. - \$11,467.24
2. Athens Environmental Services, Inc. - \$17,582.83

Staff recommended that the Committee recommend to the Commission, award of a proposed Waste Hauling and Recycling Services Agreement to American Reclamation, Inc. for a three-year term commencing July 1, 2019, and extending to June 30, 2022, at a monthly cost of \$11,467.24 with an allowance for on-call services of \$1,500 per month. The contract also contains two one-year extension options at the Authority's discretion, prices subject to adjustment.

Motion

Following the presentation, Staff and Mr. Mark Border, of American Reclamation, responded to various questions from the Committee. Commissioner Devine moved approval of Staff's recommendation, seconded by Commissioner Brown.

Motion Approved

The motion was approved unanimously (3-0).

b. Award of Janitorial Services Contract

Staff recommended that the Committee recommend to the Commission that it enter into a Janitorial Services Agreement ("Agreement") with Diverse Facility Solutions, Inc. ("DFS") for a three-year period, with two one-year extension options, for a fixed price of \$1,663,620 annually (\$138,635 monthly), excluding supplies, which will be billed monthly at an actual cost basis. Supplies are estimated to cost approximately \$16,700 per month.

Staff developed a Request for Proposals ("RFP") that incorporates all areas of the Airport covered under the current Agreement. The cleaning frequencies identified in the scope of work were enhanced to address the anticipated changes in passenger volumes and airport operational needs.

Motion

After Staff's presentation, the Committee had questions regarding the RFP process. Commissioner Tornek requested Staff to get a short-term extension with the current provider while Staff works on obtaining additional information and clarification.

5. Items for Discussion

a. Operational Impacts of Proposed FY 2020 Capital Projects

Staff reviewed with the Committee the proposed FY 2020 Budget capital program.

6. Adjournment

There being no further business, the meeting adjourned at 9:00 a.m.

**MINUTES OF THE REGULAR MEETING OF THE
FINANCE AND ADMINISTRATION COMMITTEE
BURBANK-GLENDALE-PASADENA AIRPORT AUTHORITY**

MONDAY, MAY 6, 2019

A regular meeting of the Finance and Administration Committee was called to order this date in the Airport Skyroom, 2627 N. Hollywood Way, Burbank, California, at 10:00 a.m., by Chairman Gharpetian.

AB 23 Disclosure: The Senior Deputy Executive Director announced that, as a result of the convening of this meeting of the Finance and Administration Committee, each Committee member is entitled to receive and shall be provided \$200.

ROLL CALL

Present: Commissioners Gharpetian, Adams and Selvidge

Absent: None

Also Present: Staff: John Hatanaka, Senior Deputy Executive Director; Kathy David, Deputy Executive Director, Finance and Administration; David Kwon, Director, Financial Services

Columbia Investment Management:
James A. Wilkinson, Director, Institutional Relationship Management; and Ronald B. Stahl, CFA, Senior Portfolio Manager (both via teleconference)

1. Approval of Agenda Agenda was approved as presented.

2. Public Comment There were no public comments.

3. Approval of Minutes

a. April 29, 2019 Draft minutes for the April 29, 2019, Finance and Administration Committee special meeting were presented for approval.

Motion Commissioner Adams moved approval of the minutes, seconded by Commissioner Selvidge.

Motion Approved There being no objection, the minutes were unanimously approved (3-0).

4. Items for Discussion

a. CMIA Quarterly Investment Portfolio – First Quarter

CMIA updated the Committee on the status of the Authority's Operating and Passenger Facility Charge Investment Portfolios for the first quarter ended March 31, 2019.

b. Fiscal Year 2019/2020 ("FY 2020") Budget Development: Proposed Capital Projects: Financial Impacts

Staff continued with the Committee the discussion of the proposed FY 2020 budget development.

5. Items for Information

a. Committee Pending Items

Staff informed the Committee of future pending items that will come to the Committee for review.

6. Other Contracts and Leases

There were no other contracts and leases to be discussed.

7. Adjournment

There being no further business, the meeting was adjourned at 10:32 a.m.

**MINUTES OF THE REGULAR MEETING OF THE
LEGAL, GOVERNMENT AND ENVIRONMENTAL AFFAIRS COMMITTEE
BURBANK-GLENDALE-PASADENA AIRPORT AUTHORITY**

MONDAY, MAY 6, 2019

A regular meeting of the Legal, Government and Environmental Affairs Committee was called to order on this date in the Burbank Room, 2627 N. Hollywood Way, Burbank, California, at 10:00 a.m., by Chairman Wiggins.

AB 23 Disclosure: The Assistant Board Secretary announced that, as a result of the convening of this meeting of the Legal, Government and Environmental Affairs Committee, each Committee member in attendance is entitled to receive and shall be provided \$200.

ROLL CALL

Present:

Commissioners Wiggins and Madison

Absent:

Commissioner Sinanyan

Also Present:

Staff: Frank Miller, Executive Director;
Mark Hardymont, Director of Transportation and
Environmental Programs; Maggie Martinez,
Manager, Noise and Environmental Compliance;
Sarah Paulson Sheehy, Senior Director,
Government and Public Affairs; Sharon Haserjian,
Manager, Human Resources

Airport Authority Counsel: Terence R. Boga of
Richards, Watson and Gershon

1. Approval of Agenda

The agenda was approved as presented.

2. Public Comment

There were no public speakers.

3. Approval of Minutes

a. March 18, 2019

Commissioner Wiggins moved approval of the minutes of the March 18, 2019 meeting. There being no objection, the minutes were approved (2-0, one absent).

4. Items for Discussion

**a. Legal Expenses
Reimbursement Request-TBI
Airport management Inc.**

Staff discussed with the Committee a request from TBI Airport Management Inc. for reimbursement of legal expenses related to a pending lawsuit.

5. Items for Information

a. State Legislative Update

Due to lateness of the hour, this item was deferred to a future Committee meeting.

b. State Water Control Board Notice – PFAS (AFFF)

Staff reviewed with the Committee a recent order from the State Water Control Board.

c. AQMD Information Update on MOU/AQIP Development

Staff informed the Committee about public testimony at the AQMD Airport working Group on May 8, regarding the MOU/AQIP development process.

6. Adjournment

There being no further business, the meeting was adjourned at 10:12 a.m.

**MINUTES OF THE REGULAR MEETING OF THE
BURBANK-GLENDALE-PASADENA AIRPORT AUTHORITY**

MONDAY, MAY 20, 2019

A regular meeting of the Burbank-Glendale-Pasadena Airport Authority was called to order this date in the Airport Skyroom, 2627 N. Hollywood Way, Burbank, California, at 9:02 a.m., by Vice President Adams.

1. ROLL CALL

Present: Commissioners Brown, Adams, Tornek,
Devine, Madison, Wiggins and Selvidge

Absent: Commissioner Sinanyan and Gharpetian

Also Present: Staff: Frank Miller, Executive Director;
John Hatanaka, Senior Deputy Executive
Director; Anthony Defrenza, Director of
Engineering and Maintenance; Tom Lenahan,
Chief, Fire Department

Terence R. Boga, Esq., Counsel, Richards
Watson Gershon

2. PLEDGE OF ALLEGIANCE Vice President Adams led the assembly in the
recitation of the Pledge of Allegiance to the
Flag.

3. APPROVAL OF AGENDA The agenda was approved as presented.

4. PUBLIC COMMENT Eric Allen
Suellen Wagner, Studio City for Quiet Skies
Kimberly Turner, Studio City for Quiet Skies
Lisa Carloss, Studio City
Stacey Slichta, Studio City
Steven Baio, Studio City

5. CONSENT CALENDAR

**a. Committee Minutes
(For Note and File)**

**1) Operations and
Development
Committee** Approved minutes of the Operations and
Development Committee meeting for April 15,
2019, were included in the agenda packet for
information purposes.

(i) April 15, 2019

**2) Finance and
Administration
Committee**

Approved minutes of the Finance and Administration Committee meeting of April 29, 2019, were included in the agenda packet for information purposes.

(i) April 29, 2019

**b. Commission Minutes
(For Approval)**

Minutes of the May 6, 2019, Commission meeting were included in the agenda packet for review and approval.

1) May 6, 2019

MOTION

Commissioner Brown moved approval of the Consent Calendar; seconded by Commissioner Selvidge.

MOTION APPROVED

There being no objection, the motion was approved (7–0, 2 absent).

AYES: Commissioners Adams, Brown,
Tornek, Devine, Madison,
Wiggins and Selvidge

NOES: None

ABSENT: Commissioners Sinanyan and
Gharpetian

**6. ITEMS FOR COMMISSION
APPROVAL**

**a. Award of Extension to the
Janitorial Services
Agreement – Diverse
Facility Solutions, Inc.**

With the recommendation of the Operations and Development Committee at its meeting immediately preceding the Commission meeting with a unanimous vote (3–0), Staff presented to the Commission a request for approval of an Award of Extension to the Janitorial Services Agreement with Diverse Facility Solutions, Inc. ("DFS"), on a month-to-month basis for a period not to exceed three months at the current fixed monthly cost of \$93,132, excluding supplies. Supplies will continue to be billed monthly at the cost of \$16,700 per month.

Staff reviewed for the Commission the previous Request for Proposal process undertaken at the May 6th Operations Committee meeting. Staff was requested to provide additional

information and clarification on the evaluation of the short-listed firms. Staff then undertook a process by which best and final offers ("BAFO") were requested from the four short-listed firms which Staff believes addresses the comments and concerns of the Committee.

The BAFO process is expected to be completed prior to the end of the fiscal year. However, as the existing contract with DFS will expire at the end of May, a short-term month-to-month extension with DFS was prepared, not to exceed three months of the existing contract at its current pricing, to allow Staff the necessary time to complete the BAFO process.

MOTION

Commissioner Selvidge moved approval; seconded by Commissioner Wiggins.

MOTION APPROVED

There being no objection, the motion was approved (7–0, 2 absent).

AYES: Commissioners Adams, Brown
Tornek, Devine, Madison, Wiggins
and Selvidge

NOES: None

ABSENT: Commissioners Sinanyan and
Gharpetian

**b. Approval of Agreements for
Verdugo Fire Communica-
tions System Upgrades**

With the recommendation of the Operations and Development Committee at its meeting immediately preceding the Commission meeting, with a vote of (2–0, one abstention), Staff presented to the Commission for approval the following items to complete the Airport Fire Department's communication system upgrades in conjunction with Verdugo Fire Communications equipment and systems upgrades: (1) Memorandum of Understanding ("MOU") with the City of Glendale in the amount of \$15,182 for the Authority's share of the Phoenix G2 alerting system upgrade to the Northrup Grumman System Command Point Computer-Aided Dispatch system; (2) Contract with US Digital Designs, Inc. in the amount of \$46,426 for the replacement of the station alerting system to the Phoenix G2 system with

an optional annual service agreement fee of \$3,762 that becomes available eighteen months after installation; (3) Contract with Bergelectric Corporation in the amount of \$31,054 for installation of the station alerting system; and (4) Contract with Presidio Networked Solutions Group LLC in the amount of \$58,103 for the acquisition and installation of replacement Mobile Data Terminals ("MDT") and associated data network to support the MDTs in the Airport Fire Department's vehicles.

In August 2017, the Verdugo Fire Communication System made the decision, with the approval of the Glendale City Council, to upgrade their 30-year-old computer-aided dispatch system to the Northrup Grumman Command Point Computer Aided Dispatch System. As a result, all participating agencies within the Verdugo Fire Communication system, of which the Authority Fire Department is included, are required to upgrade their station alerting systems and MDTs, as well as their connectivity and data point systems.

The total cost of the upgrades for the interoperability within the Verdugo System, not including the optional annual service agreement fee for the station alerting system equipment, is \$150,765.

Appropriations in the amount of \$350,000 were included in the adopted FY 2019 budget for this project. Approximately \$158,066 has been utilized for the acquisition of the replacement Motorola 8000 handheld portable radios and replacement APX Consolettes. The total proposed award of contracts of \$150,765 is within the remaining appropriations of \$191,934.

MOTION

Commissioner Selvidge moved approval; seconded by Commissioner Adams.

MOTION APPROVED

There being no objection, the motion was approved (7-0, 2 absent).

AYES: Commissioners Adams, Brown
Tornek, Devine, Madison, Wiggins
and Selvidge

NOES: None

ABSENT: Commissioners Sinanyan and
Gharpetian

7. ITEMS FOR COMMISSION DISCUSSION

a. Project Delivery Method – Replacement Passenger Terminal Project

Staff presented to the Commission a report on the Progressive Design Build project delivery method for the Replacement Passenger Terminal ("RPT") Project at Hollywood Burbank Airport. At the May 10, 2019, meeting of the RPT Ad Hoc Committee ("Committee"), Staff discussed this item with the Committee and received direction to move this item to the Commission for its consideration.

Delivery Method is a term used to describe the contracting process and contracting structure by which design and construction firms are selected in order to deliver and facilitate the development of the RPT and the associated components of the project.

At the RPT Ad Hoc Committee meeting, the Financial Advisor and Financial Feasibility Consultants, along with Staff, reviewed several delivery method alternatives, such as: (i) Design Bid Build; (ii) Construction Manager at Risk; (iii) Progressive Design Build; (iv) Lump Sum Design Build; (v) Public Private Partnership (P3); and (vi) Hybrid.

Each method presents variable levels of scope control, cost control, risk assumption, and completion schedule expectations. The considerations for recommending a preferred delivery method for the Project to the Commission are: (i) ability to maintain program cost within the established program funding parameters, and; (ii) ability to define scope and manage design development and program cost with inputs from designers and the builder.

At the May 10th meeting of the RPT Ad Hoc Committee, based on the priorities set forth above, and based on the interests of Airport tenants, users, and the public, Staff and consultants recommended to the Committee that the Progressive Design Build Delivery method be selected. With the recommendation of the RPT Ad Hoc Committee, Staff sought the approval of the Commission of the same.

MOTION

Commissioner Tornek moved approval;
seconded by Commissioner Wiggins.

MOTION APPROVED

There being no objection, the motion was approved (7-0, 2 absent).

AYES: Commissioners Adams, Brown
Tornek, Devine, Madison, Wiggins
and Selvidge

NOES: None

ABSENT: Commissioners Sinanyan and
Gharpetian

**b. Legal Expense
Reimbursement Request –
TBI Airport Management,
Inc.**

Staff presented to the Commission a request from TBI Airport Management, Inc., for reimbursement of legal expenses related to a pending lawsuit.

MOTION

Commissioner Wiggins moved approval;
seconded by Commissioner Adams.

MOTION APPROVED

There being no objection, the motion was approved (7-0, 2 absent).

AYES: Commissioners Adams, Brown
Tornek, Devine, Madison, Wiggins
and Selvidge

NOES: None

ABSENT: Commissioners Sinanyan and
Gharpetian

8. CLOSED SESSION

- a. CONFERENCE WITH LEGAL COUNSEL – ANTICIPATED LITIGATION
Initiation of Litigation (California Government Code Section 54956.9(d)(4));
1 potential case; Noise Variance Application to California Department of
Transportation, Division of Aeronautics

**Meeting Reconvened to
Open Session**

The meeting reconvened to open session at
10:37 a.m., with the same members present.

Closed Session Report

No reportable action taken on the presented
item.

Authority Counsel noted the Commission is
very aware of the concerns expressed by the
public at the meeting and at previous meetings
related to noise issues, and that Staff will report
to the Commission on a direction that Staff is
taking at the next regularly scheduled meeting.

9. COMMISSIONER COMMENTS

There were no comments.

10. ADJOURNMENT

There being no further business, the meeting
was adjourned at 10:39 a.m.

Zareh Sinanyan, President

Ross Selvidge, Secretary

Date

Date



June 3, 2019

Burbank-Glendale-Pasadena Airport Authority
2627 Hollywood Way
Burbank, CA 91505

Dear Commissioners:

The attached report, covering the month of March 2019, fulfills the legal requirements of the California Code and our Investment Policy. Based on projected income and expenses, as well as investment liquidity, there will be sufficient funds available to meet the needs of the Airport Authority for the six month period following the date of the attached report.

Sincerely,

[To come]

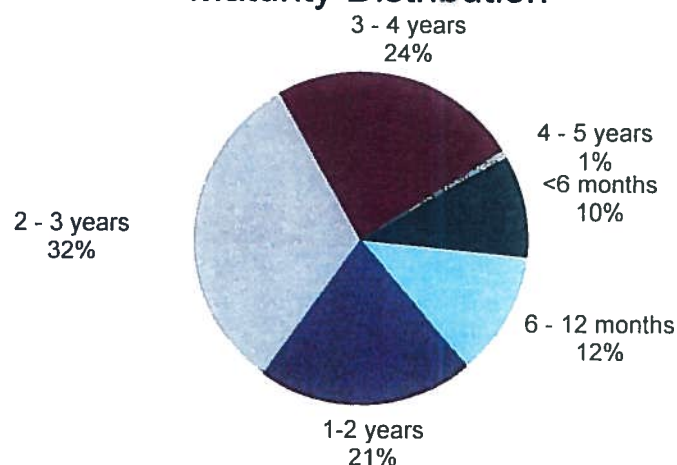
Vartan Gharpetian
Treasurer

Attachments

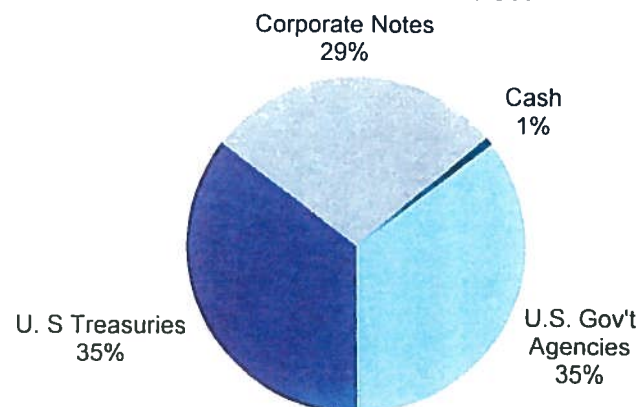
Operating Portfolio Investment Guidelines Conformance as of March 31, 2019

	Legal Max Maturity	Actual Max Maturity	Policy Maximum	Policy Actual
U.S. Gov Agencies	5 Years	3.02 Years	70%	35%
Corporate Notes	5 Years	4.71 Years	30%	29%
LAIF	N/A	N/A	\$20 mil	N/A
Bankers Acceptances	6 Months	N/A	15%	N/A
Negotiable Certificates of Deposit	5 Years	N/A	15%	N/A
Non-Negotiable Certificates of Deposit	5 Years	N/A	15%	N/A
Commercial Paper	270 Days	N/A	15%	N/A
Repurchase Agreements	1 Year	N/A	10%	N/A
Money Market Fund	N/A	N/A	15%	1%
U.S. Gov Securities (Treasuries)	5 Years	3.50 Years	No Limit	35%

Maturity Distribution



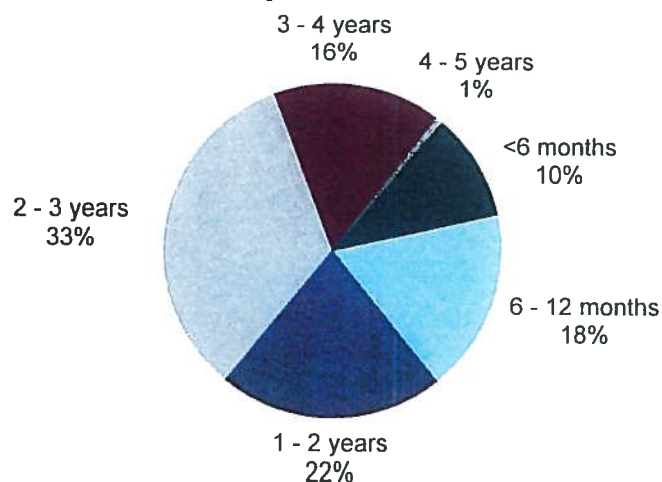
Sector Allocation



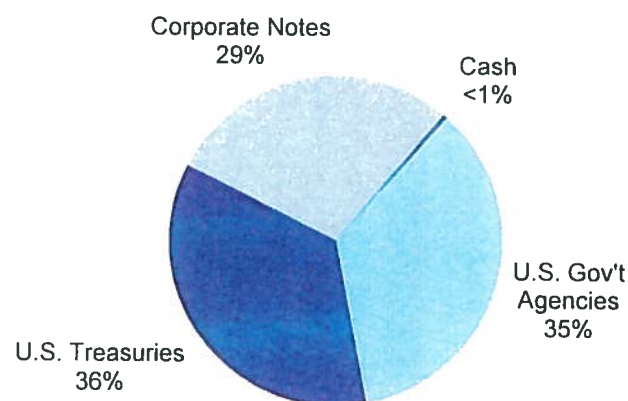
PFC Portfolio Investment Guidelines Conformance as of March 31, 2019

	Legal Max Maturity	Actual Max Maturity	Policy Maximum	Policy Actual
U.S. Gov Agencies	5 Years	3.02 Years	70%	35%
Corporate Notes	5 Years	4.71 Years	30%	29%
LAIF	N/A	N/A	\$20 mil	N/A
Bankers Acceptances	6 Months	N/A	15%	N/A
Negotiable Certificates of Deposit	5 Years	N/A	15%	N/A
Non-Negotiable Certificates of Deposit	5 Years	N/A	15%	N/A
Commercial Paper	270 Days	N/A	15%	N/A
Repurchase Agreements	1 Year	N/A	10%	N/A
Money Market Fund	N/A	N/A	15%	<1%
U.S. Gov Securities (Treasuries)	5 Years	3.50 Years	No Limit	36%

Maturity Distribution



Sector Allocation



Burbank-Glendale-Pasadena Airport Authority - Operating Account
Statement of Investments
As of 03/31/19

Purchase Date	Type of Investment	CUSIP	Coupon	Maturity Date	Eff. Mat. Date	Par Value	Purchase Cost	Market Value	Unrealized Gain/Loss	YTM	Days to Eff. Mat.	% Mkt Value
03/31/19	Columbia Treasury Reserves	097101307	0.000	03/31/19	03/31/19	\$ 1,528,427	\$ 1,528,427	\$ 1,528,427	\$ -	0.00%	0	0.70%
04/03/18	General Electric Capital Corp	36966THX3	3.587	04/15/20	04/15/19	1,300,000	1,307,731	1,299,362	(8,369)	3.53%	15	0.59%
04/16/16	Lowes Companies Inc	548661DL8	1.150	04/15/19	04/15/19	1,000,000	998,565	999,420	855	2.44%	15	0.46%
03/22/18	FFCB	3133EHZK2	2.490	09/25/20	04/25/19	5,000,000	5,002,955	4,998,425	(4,530)	2.57%	25	2.28%
04/24/18	US Bank NA	90331HNQ2	3.085	04/26/21	04/26/19	1,175,000	1,175,000	1,176,201	1,201	2.93%	26	0.54%
05/06/16	Apple Inc	037833AP5	3.034	05/06/19	05/05/19	1,200,000	1,196,747	1,200,546	3,799	2.59%	35	0.55%
07/03/18	QualComm Inc	747525AL7	3.194	05/20/20	05/20/19	500,000	502,525	501,563	(962)	2.93%	50	0.23%
09/12/14	Public Service Electric And Gas	74456QBG0	1.800	06/01/19	06/01/19	1,129,000	1,122,407	1,126,601	4,194	3.02%	62	0.51%
04/24/18	Wells Fargo & Company	949746RT0	3.955	03/04/21	06/04/19	1,000,000	1,026,435	1,017,182	(9,253)	3.09%	65	0.46%
04/28/16	American Express Credit Corp	0258M0DY2	3.828	09/14/20	06/14/19	1,000,000	1,007,630	1,010,431	2,801	2.98%	75	0.46%
07/20/18	FNMA	3135G0AZE6	1.750	06/20/19	06/20/19	3,000,000	2,985,240	2,994,852	9,612	2.51%	81	1.37%
12/08/14	Target Corporation	87612EBB1	2.300	06/26/19	06/26/19	1,005,000	1,027,143	1,004,232	(22,911)	2.60%	87	0.46%
11/01/16	Treasury Note	912828WW6	1.625	07/31/19	07/31/19	4,000,000	4,034,688	3,989,035	(45,653)	2.43%	122	1.82%
03/17/15	FNMA Bench	3135G0ZG1	1.750	09/12/19	09/12/19	4,500,000	4,545,910	4,485,465	(60,445)	2.47%	165	2.05%
11/20/17	FHLB	3130A9EP2	1.000	09/26/19	09/26/19	3,000,000	2,956,556	2,979,129	22,573	2.43%	179	1.36%
10/30/16	Honeywell International Inc	438516BJ4	1.400	10/30/19	10/30/19	250,000	249,803	248,145	(1,658)	2.68%	213	0.11%
04/01/16	Treasury Note	912828F62	1.500	10/31/19	10/31/19	4,175,000	4,236,706	4,152,160	(84,546)	2.44%	214	1.90%
11/07/16	Procter & Gamble Company	742718EG0	1.900	11/01/19	11/01/19	1,325,000	1,348,771	1,319,116	(29,655)	2.66%	215	0.60%
01/19/16	Treasury Note	912828G95	1.625	12/31/19	12/31/19	4,250,000	4,326,504	4,224,355	(102,149)	2.43%	275	1.93%
11/01/17	Treasury Note	912828UF5	1.125	12/31/19	12/31/19	4,000,000	3,946,797	3,962,031	15,234	2.40%	275	1.81%
05/26/15	Arizona Public Service Company	040555CR3	2.200	01/15/20	01/15/20	1,000,000	1,006,693	994,691	(12,002)	2.88%	290	0.45%
04/21/16	Pepsico Inc	713448BN7	4.500	01/15/20	01/15/20	1,300,000	1,445,831	1,318,318	(127,513)	2.69%	290	0.60%
04/28/17	FNMA	3135G0A78	1.625	01/21/20	01/21/20	4,725,000	4,743,801	4,692,591	(51,210)	2.48%	296	2.14%
04/25/16	Medtronic Inc	585055BG0	2.500	03/15/20	03/15/20	1,200,000	1,241,267	1,199,742	(41,525)	2.52%	350	0.55%
07/16/18	Treasury Note	912828W63	1.625	03/15/20	03/15/20	3,000,000	2,953,594	2,978,465	24,871	2.38%	350	1.36%
07/25/18	FHLMC Reference Notes	3137EADR7	1.375	05/01/20	05/01/20	6,375,000	6,306,222	6,303,192	(3,030)	2.43%	397	2.88%
05/11/17	Intel Corp	458140AZ3	1.850	05/11/20	05/11/20	1,000,000	999,620	992,563	(7,057)	2.53%	407	0.45%
01/16/19	Commonwealth Edison Company	202795HV5	4.000	08/01/20	08/01/20	680,000	688,833	690,025	1,192	2.87%	489	0.32%
05/04/17	State Street Corporation	857477AS2	2.550	08/18/20	08/18/20	1,200,000	1,223,507	1,199,558	(23,949)	2.58%	506	0.55%
06/13/18	FHLB	3130ACE26	1.375	09/28/20	09/28/20	3,250,000	3,160,134	3,201,330	41,196	2.36%	547	1.46%
04/21/16	Travelers Cos Inc	89417EAG4	3.900	11/01/20	11/01/20	900,000	984,933	917,928	(67,005)	2.61%	581	0.42%
02/21/17	Ace InA Holdings Inc	00440EAT4	2.300	11/03/20	11/03/20	1,000,000	1,000,960	994,618	(6,342)	2.65%	583	0.45%
04/02/18	Coca-Cola Company (The)	191216AR1	3.150	11/15/20	11/15/20	1,300,000	1,315,548	1,311,657	(3,891)	2.58%	595	0.60%
03/08/16	Public Service Company of Colorado	744448CD1	3.200	11/15/20	11/15/20	1,080,000	1,135,784	1,086,080	(49,704)	2.84%	595	0.50%
11/01/17	Treasury Note	912828PC8	2.625	11/15/20	11/15/20	8,000,000	8,211,250	8,034,740	(176,510)	2.35%	595	3.67%
06/25/18	Chevron Corp	166764AY6	2.419	11/17/20	11/17/20	900,000	889,488	898,139	8,651	2.55%	597	0.41%
01/12/18	FHLMC Reference Bond	3137EAEK1	1.875	11/17/20	11/17/20	4,000,000	3,968,800	3,969,276	476	2.36%	597	1.81%
12/19/17	Mettlife Inc	59156RAX6	4.750	02/08/21	02/08/21	424,000	454,248	439,225	(15,023)	2.75%	680	0.20%

Burbank-Glendale-Pasadena Airport Authority - Operating Account
Statement of Investments
As of 03/31/19

Purchase Date	Type of Investment	CUSIP	Coupon	Maturity Date	Eff. Mat. Date	Par Value	Purchase Cost	Market Value	Unrealized Gain/Loss	YTM	Days to Eff. Mat.	% Mkt Value
02/14/19	IBM Corp	459200HT1	3.000	02/06/23	02/06/23	1,125,000	1,119,397	1,132,116	12,719	2.83%	1408	0.52%
03/18/19	Unitedhealth Group Inc	91324PBZ4	2.750	02/15/23	02/15/23	1,000,000	995,659	999,720	4,061	2.76%	1417	0.46%
02/04/19	Simon Property Group LP	828807DD6	2.750	06/01/23	06/01/23	1,150,000	1,131,353	1,148,710	17,357	2.78%	1523	0.53%
03/20/19	Citibank NA	17325FAS7	3.650	01/23/24	01/23/24	1,500,000	1,536,584	1,546,896	10,312	2.95%	1759	0.71%
	Subtotal					\$204,855,427	\$204,138,809	\$203,948,682	\$ (190,127)	2.42%	747	93.22%
	Local Agency Investment Fund (LAIF)					14,836,001	14,836,001	14,821,924	(14,077)	2.36%	188	6.78%
	Subtotal					\$219,691,428	\$218,974,810	\$218,770,606	\$ (204,204)	2.41%	709	100.00%
	Operating Bank Balance						5,071,619					
	TOTAL						\$224,046,429					

Burbank-Glendale-Pasadena Airport Authority - Operating Account
Earnings Report
03/01/19-03/31/19

Type of Investment	Coupon	Maturity Date	Previous Accrual	Realized Interest For Period	Interest Paid At Purc/Recv	Current Accrual	Interest Earned	Amrt/Accrt For Period	Adjusted Total Int. Earned
FIXED INCOME									
Johnson & Johnson	NOTE	3.008	03/01/19	11,280.49	11,280.49	-	-	-	-
Unitedhealth Group Inc	NOTE	1.625	03/15/19	5,395.00	5,850.00	-	-	455.00	455.00
Citigroup Inc	NOTE	1.492	03/20/19	5,621.07	7,125.30	-	-	1,504.23	1,504.23
JP Morgan Chase & CO	NOTE	1.850	03/22/19	15,524.59	17,575.00	-	-	2,050.41	2,050.41
FHLMC	NOTE	3.750	03/27/19	96,250.00	112,500.00	-	-	16,250.00	16,250.00
Lowe's Companies Inc	NOTE	1.150	04/15/19	4,344.44	-	-	5,302.78	958.34	40.15
Apple Inc	NOTE	3.034	05/06/19	2,326.36	-	-	5,461.88	3,135.52	92.10
Public Service Electric And Gas	NOTE	1.800	06/01/19	5,080.50	-	-	6,774.00	1,693.50	90.02
Target Corporation	NOTE	2.300	06/26/19	4,173.55	-	-	6,099.80	1,926.25	(509.90)
Treasury Note	NOTE	1.625	07/31/19	5,207.18	-	-	10,773.48	5,566.30	(497.47)
FNMA Bench	NOTE	1.750	09/12/19	36,968.76	39,375.00	-	4,156.25	6,562.49	(913.81)
FHLB	NOTE	1.000	09/26/19	12,916.67	15,000.00	-	416.66	2,499.99	2,179.98
Honeywell International Inc	NOTE	1.400	10/30/19	1,176.39	-	-	1,468.05	291.66	5.49
Treasury Note	NOTE	1.500	10/31/19	20,932.67	-	-	26,295.58	5,362.91	(1,313.70)
Procter & Gamble Company	NOTE	1.900	11/01/19	8,391.67	-	-	10,489.58	2,097.91	(663.98)
Treasury Note	NOTE	1.625	12/31/19	11,446.83	-	-	17,361.01	5,914.18	(1,837.30)
Treasury Note	NOTE	1.125	12/31/19	7,458.56	-	-	11,312.16	3,853.60	2,550.68
Arizona Public Service Company	NOTE	2.200	01/15/20	2,811.11	-	-	4,644.45	1,833.34	(144.32)
PepsiCo Inc	NOTE	4.500	01/15/20	7,475.00	-	-	12,350.00	4,875.00	(3,292.48)
FNMA	NOTE	1.625	01/21/20	8,531.25	-	-	14,929.69	6,398.44	(573.77)
Medtronic Inc	NOTE	2.500	03/15/20	13,833.33	15,000.00	-	1,333.33	2,500.00	(884.28)
Treasury Note	NOTE	1.625	03/15/20	22,489.64	24,375.00	-	2,252.04	4,137.40	2,370.01
General Electric Capital Corp	NOTE	3.587	04/15/20	5,829.38	-	-	9,845.17	4,015.79	(323.43)
FHLMC Reference Notes	NOTE	1.375	05/01/20	1,718.75	-	33,687.50	36,523.44	1,117.19	846.58
Intel Corp	NOTE	1.850	05/11/20	5,652.78	-	-	7,194.44	1,541.66	10.56
QualComm Inc	NOTE	3.194	05/20/20	399.20	-	-	1,774.24	1,375.04	(114.44)
FNMA	NOTE	1.750	06/20/19	10,354.17	-	-	14,729.17	4,375.00	1,354.13
Commonwealth Edison Company	NOTE	4.000	08/01/20	2,266.67	-	-	4,533.33	2,266.66	(572.35)
State Street Corporation	NOTE	2.550	08/18/20	1,105.00	-	-	3,655.00	2,550.00	(583.09)
American Express Credit Corp	NOTE	3.828	09/14/20	8,186.59	9,568.75	-	1,821.63	3,203.79	(165.74)
FFCB	NOTE	2.490	09/25/20	1,383.27	9,682.87	-	2,416.46	10,716.06	(99.89)
FHLB	NOTE	1.375	09/28/20	18,992.19	22,343.75	-	372.40	3,723.96	3,304.06
Travelers Cos Inc	NOTE	3.900	11/01/20	11,700.00	-	-	14,625.00	2,925.00	(1,581.69)
Ace InA Holdings Inc	NOTE	2.300	11/03/20	7,538.89	-	-	9,455.56	1,916.67	(22.12)
Coca-Cola Company (The)	NOTE	3.150	11/15/20	12,057.50	-	-	15,470.00	3,412.50	(495.70)
Public Service Company of Colorado	NOTE	3.200	11/15/20	10,175.99	-	-	13,056.00	2,880.01	(1,126.97)
Treasury Note	NOTE	2.625	11/15/20	61,491.71	-	-	79,475.14	17,983.43	(5,899.77)

Burbank-Glendale-Pasadena Airport Authority - Operating Account										
Earnings Report										
03/01/19-03/31/19										
Type of Investment	Coupon	Maturity Date	Previous Accrual	Realized Interest For Period	Interest Paid At Purc/Recv	Current Accrual	Interest Earned	Amrt/Accrt For Period	Adjusted Total Int. Earned	
Merck & Co Inc	NOTE	2.400	09/15/22	16,600.00	18,000.00	-	1,600.00	3,000.00	1,127.78	4,127.78
National Rural Utilities Coop	NOTE	2.300	09/15/22	10,605.56	11,500.00	-	1,022.22	1,916.66	68.52	1,985.18
Treasury Note	NOTE	1.875	09/30/22	71,445.74	85,546.88	-	467.47	14,568.61	464.11	15,032.72
Bank of America Corp	NOTE	3.300	01/11/23	7,447.91	-	-	11,916.66	4,468.75	418.48	4,887.23
JP Morgan Chase & CO	NOTE	3.200	01/25/23	-	-	9,598.67	10,706.67	1,108.00	(85.57)	1,022.43
IBM Corp	NOTE	3.000	02/06/23	2,343.75	-	-	5,156.25	2,812.50	117.78	2,930.28
Unitedhealth Group Inc	NOTE	2.750	02/15/23	-	-	2,673.61	3,513.89	840.28	36.30	876.58
Simon Property Group LP	NOTE	2.750	06/01/23	7,906.25	-	-	10,541.67	2,635.42	384.81	3,020.23
Citibank NA	NOTE	3.650	01/23/24	-	-	8,972.92	10,341.67	1,368.75	(193.34)	1,175.41
Subtotal				\$ 1,136,543.13	\$ 536,780.87	\$ 54,932.70	\$ 1,023,566.81	\$ 368,871.85	\$ 24,611.79	\$ 393,483.64
CASH EQUIVALENTS										
Cash Interest (MISC)				-	4,360.89	-	-	4,360.89	-	4,360.89
Subtotal				\$ -	\$ 4,360.89	\$ -	\$ -	\$ 4,360.89	\$ -	\$ 4,360.89
LAIF										
Local Agency Investment Fund				56,808.41	-	-	93,063.62	36,255.21	-	36,255.21
TOTAL				\$ 1,193,351.54	\$ 541,141.76	\$ 54,932.70	\$ 1,116,630.43	\$ 409,487.95	\$ 24,611.79	\$ 434,099.74

Burbank-Glendale-Pasadena Airport Authority - PFC Account
Statement of Investments
As of 03/31/19

Purchase Date	Type of Investment	CUSIP	Coupon	Maturity Date	Eff Mat. Date	Par Value	Purchase Cost	Market Value	Unrealized Gain/Loss	YTM	Days to Eff. Mat.	% Mkt Value
05/04/17	State Street Corporation	524144AS2	2.550	08/18/20	08/18/20	225,000	228,158	224,917	(3,241)	2.58%	506	0.55%
09/29/17	FHLB	3130ACE26	1.375	09/28/20	09/28/20	1,000,000	991,915	985,025	(6,890)	2.36%	547	2.43%
04/21/16	Travelers Cos Inc	89417EAG4	3.900	11/01/20	11/01/20	200,000	210,963	203,984	(6,979)	2.61%	581	0.50%
02/21/17	Ace InA Holdings Inc	00440EAT4	2.300	11/03/20	11/03/20	200,000	199,218	198,924	(294)	2.65%	583	0.49%
04/02/18	Coca-Cola (The)	191216AR1	3.150	11/15/20	11/15/20	200,000	202,392	201,793	(599)	2.58%	595	0.50%
03/08/16	Public Service Company of Colorado	744448CD1	3.200	11/15/20	11/15/20	215,000	221,382	216,210	(5,172)	2.84%	595	0.53%
10/27/17	Treasury Note	912828PC8	2.625	11/15/20	11/15/20	1,525,000	1,564,256	1,531,622	(32,634)	2.35%	595	3.78%
06/25/18	Chevron Corp	166764AE0	2.419	11/17/20	11/17/20	175,000	172,942	174,638	1,696	2.55%	597	0.43%
03/01/18	FHLMC Reference Bond	3137EAEK1	1.875	11/17/20	11/17/20	1,350,000	1,330,451	1,339,631	9,180	2.36%	597	3.30%
01/25/18	Metlife Inc	59156RAX6	4.750	02/08/21	02/08/21	77,000	81,327	79,765	(1,562)	2.75%	680	0.20%
03/06/18	Exxon Mobil Corp	30231GAV4	2.222	03/01/21	03/01/21	200,000	197,105	199,018	1,913	2.48%	701	0.49%
11/10/17	Praxair	74005PAY0	4.050	03/15/21	03/15/21	131,000	136,341	134,716	(1,625)	2.56%	715	0.33%
01/25/18	Bank of New York Mellon Corp	06406FAA1	2.500	04/15/21	04/15/21	225,000	223,629	224,306	677	2.66%	746	0.55%
01/24/18	Treasury Note	912828Q78	1.375	04/30/21	04/30/21	1,200,000	1,163,789	1,178,131	14,342	2.27%	761	2.91%
05/31/18	FNMA	3135G0K69	1.250	05/06/21	05/06/21	925,000	891,013	905,026	14,013	2.31%	767	2.23%
05/08/18	General Dynamics Corporation	369550BE7	3.000	05/11/21	05/11/21	200,000	199,133	201,790	2,657	2.56%	772	0.50%
06/20/18	WalMart Inc	931142EJ8	3.125	06/23/21	06/23/21	250,000	250,252	253,422	3,170	2.49%	815	0.63%
03/01/18	Fifth Third Bank	31677QBG3	2.250	06/14/21	06/14/21	200,000	195,570	197,842	2,272	2.76%	806	0.49%
12/23/16	Treasury Note	912828WR7	2.125	06/30/21	06/30/21	1,500,000	1,488,668	1,495,257	6,589	2.27%	822	3.69%
10/02/17	Florida Power Corporation	341099CP2	3.100	08/15/21	08/15/21	150,000	155,102	151,391	(3,711)	2.69%	868	0.37%
08/07/18	3M Company	88579YAU5	1.625	09/19/21	09/19/21	175,000	168,058	171,366	3,308	2.50%	903	0.42%
07/05/18	Treasury Note	912828T34	1.125	09/30/21	09/30/21	1,550,000	1,477,813	1,508,610	30,797	2.23%	914	3.72%
12/23/16	Federal Home Loan Banks	3130AABG2	1.875	11/29/21	11/29/21	1,525,000	1,497,278	1,509,561	12,283	2.27%	974	3.72%
01/23/17	Pfizer Inc	717081DZ3	2.200	12/15/21	12/15/21	275,000	273,514	272,983	(531)	2.48%	990	0.67%
03/27/19	FNMA Benchmark Note	3135G0S38	2.000	01/05/22	01/05/22	400,000	398,192	397,064	(1,128)	2.27%	1011	0.98%
09/25/18	FHLMC	3137EADB2	2.375	01/13/22	01/13/22	1,775,000	1,757,610	1,779,368	21,758	2.28%	1019	4.39%
01/23/17	Comcast Corporation	20030NBV2	1.625	01/15/22	01/15/22	300,000	287,753	291,741	3,988	2.65%	1021	0.72%
08/15/18	Berkshire Hathaway Finance Corp	084670BF4	3.400	01/31/22	01/31/22	275,000	278,996	282,107	3,111	2.42%	1037	0.70%
02/03/17	Treasury Note	912828H86	1.500	01/31/22	01/31/22	1,450,000	1,400,944	1,420,553	19,609	2.24%	1037	3.50%
08/06/18	PacifiCorp	695114CP1	2.950	02/01/22	02/01/22	200,000	198,490	201,677	3,187	2.64%	1038	0.50%
11/05/18	Microsoft Corporation	594918BA1	2.375	02/12/22	02/12/22	250,000	244,310	249,696	5,386	2.42%	1049	0.62%
2/21/17	Walt Disney Co	25468PCT1	2.550	02/15/22	02/15/22	225,000	224,938	224,922	(16)	2.56%	1052	0.55%

PURCHASES

MATURITIES

SALES / REDEMPTIONS / DELIVERS

Purchase Date	Type of Investment	CUSIP	Coupon	Maturity Date	Sale Date	Par Value	Sale Price	Sale Amount	Purchase Cost	Gain / (Loss)
								\$ -		\$ -
								-		-
								-		-
								-		-
						\$ -		\$ -	\$ -	\$ -

Burbank-Glendale-Pasadena Airport Authority - PFC Account
Earnings Report
03/01/19-03/31/19

Type of Investment	Type	Coupon	Maturity Date	Previous Accrual	Realized Interest For Period	Interest Paid At Purc/Recv	Current Accrual	Interest Earned	Amrt/Accrt For Period	Adjusted Total Int. Earned
FHLB	NOTE	1.375	09/28/20	5,843.75	6,875.00	-	114.58	1,145.83	224.79	1,370.62
Travelers Cos Inc	NOTE	3.900	11/01/20	2,600.00	-	-	3,250.00	650.00	(246.60)	403.40
Ace InA Holdings Inc	NOTE	2.300	11/03/20	1,507.77	-	-	1,891.11	383.34	34.97	418.31
Coca-Cola (The)	NOTE	3.150	11/15/20	1,855.00	-	-	2,380.00	525.00	(76.27)	448.73
Public Service Company of Colorado	NOTE	3.200	11/15/20	2,025.78	-	-	2,599.10	573.32	(142.09)	431.23
Treasury Note	NOTE	2.625	11/15/20	11,721.86	-	-	15,149.95	3,428.09	(1,094.44)	2,333.65
Chevron Corp	NOTE	2.419	11/17/20	1,222.94	-	-	1,575.71	352.77	75.71	428.48
FHLMC Reference Bond	NOTE	1.875	11/17/20	6,187.50	-	-	7,734.37	1,546.87	296.54	1,843.41
Metlife Inc	NOTE	4.750	02/08/21	233.68	-	-	538.47	304.79	(124.08)	180.71
Exxon Mobil Corp	NOTE	2.222	03/01/21	2,222.00	2,222.00	-	370.33	370.33	90.99	461.32
Wells Fargo & Company	NOTE	4.076	03/04/21	2,150.60	2,292.82	-	692.15	834.37	(176.79)	657.58
Praxair	NOTE	4.050	03/15/21	2,446.43	2,652.75	-	235.80	442.12	(145.63)	296.49
Bank of New York Mellon Corp	NOTE	2.500	04/15/21	2,125.00	-	-	2,593.75	468.75	41.17	509.92
Treasury Note	NOTE	1.375	04/30/21	5,515.20	-	-	6,928.18	1,412.98	1,003.46	2,416.44
FNMA	NOTE	1.250	05/06/21	3,693.57	-	-	4,657.11	963.54	978.43	1,941.97
General Dynamics Corporation	NOTE	3.000	05/11/21	1,833.33	-	-	2,333.33	500.00	23.89	523.89
Fifth Third Bank	NOTE	2.250	06/14/21	962.50	-	-	1,337.50	375.00	115.66	490.66
WalMart Inc	NOTE	3.125	06/23/21	1,475.70	-	-	2,126.73	651.03	(8.84)	642.19
Treasury Note	NOTE	2.125	06/30/21	5,283.15	-	-	8,012.77	2,729.62	325.74	3,055.36
Florida Power Corporation	NOTE	3.100	08/15/21	206.67	-	-	594.17	387.50	(117.46)	270.04
3M Company	NOTE	1.625	09/19/21	1,279.69	1,421.88	-	94.79	236.98	191.07	428.05
Treasury Note	NOTE	1.125	09/30/21	7,281.60	8,718.75	-	47.65	1,484.80	1,969.53	3,454.33
Federal Home Loan Banks	NOTE	1.875	11/29/21	7,307.29	-	-	9,690.11	2,382.82	591.21	2,974.03
Pfizer Inc	NOTE	2.200	12/15/21	1,277.22	-	-	1,781.39	504.17	37.93	542.10
FNMA Benchmark Note	NOTE	2.000	01/05/22	-	-	1,844.44	1,911.11	66.67	5.44	72.11
FHLMC	NOTE	2.375	01/13/22	5,473.33	-	-	9,083.39	3,610.06	461.18	4,071.24
Comcast Corporation	NOTE	1.625	01/15/22	622.92	-	-	1,029.17	406.25	240.70	646.95
Berkshire Hathaway Finance Corp	NOTE	3.400	01/31/22	805.14	-	-	1,584.31	779.17	(96.44)	682.73
Treasury Note	NOTE	1.500	01/31/22	1,742.40	-	-	3,604.97	1,862.57	1,069.78	2,932.35
PacificCorp	NOTE	2.950	02/01/22	491.67	-	-	983.33	491.66	39.31	530.97
Microsoft Corporation	NOTE	2.375	02/12/22	313.37	-	-	808.16	494.79	150.44	645.23
Walt Disney Co	NOTE	2.550	02/15/22	255.01	-	-	733.13	478.12	8.99	487.11
Boeing Co	NOTE	2.125	03/01/22	2,125.01	2,125.00	-	354.17	354.16	158.88	513.04
BB&T Corp	NOTE	2.750	04/01/22	2,291.67	-	-	2,750.00	458.33	79.66	537.99
Federal National Mortgage Assoc	NOTE	1.875	04/05/22	5,322.91	-	-	6,416.66	1,093.75	406.64	1,500.39
Treasury Note	NOTE	1.875	04/30/22	7,207.35	-	-	9,053.87	1,846.52	546.16	2,392.68
Oracle Corporation	NOTE	2.500	05/15/22	1,729.86	-	-	2,219.44	489.58	116.04	605.62

BURBANK-GLENDALE-PASADENA AIRPORT AUTHORITY

SCHEDULE OF CASH RECEIPTS AND DISBURSEMENTS
MONTH AND NINE MONTHS ENDED MARCH 31, 2019 & 2018

Monthly Performance					March 2019	Fiscal YTD Performance (July 2018 - March 2019)				
Actual \$ Mar 2019	Budget Mar 2019	Actual \$ Prior Year Mar 2018	Note	Variance Actual Vs. Budget		Actual \$ Fiscal YTD	Fiscal YTD Budget	Actual \$ Prior Year Fiscal YTD	Note	Variance Actual Vs. Budget
OPERATING ACTIVITY										
CASH RECEIPTS FROM OPERATIONS										
\$312,027	\$396,250	\$388,813	(2)	(\$84,223)	Landing/Fuel Fees	\$3,418,701	\$3,496,248	\$3,259,544	(2)	(\$77,547)
1,699,005	1,698,518	1,762,188	(3)	487	Parking Fees	15,913,504	15,290,822	15,421,118	(3)	622,682
1,127,511	1,013,713	878,233	(4)	113,798	Rental Receipts - Terminal Building	9,784,561	9,123,414	9,338,956	(4)	661,147
1,130,401	1,013,787	1,051,868	(5)	116,614	Rental Receipts - Other Buildings	9,283,510	9,124,080	9,344,378	(5)	159,430
280,566	252,500	260,334	(6)	28,066	Ground Transportation	2,731,509	2,272,507	2,087,283	(6)	459,002
(285,068)	25,833	(29,113)	(7)	(310,901)	Other Receipts	934,394	232,497	556,198	(7)	701,897
172,271	218,333	409,374	(8)	(46,062)	Investment Receipts - Treasurer/Other Interest Earned	2,487,477	2,484,999	2,285,820	(8)	2,478
<u>\$4,436,713</u>	<u>\$4,618,934</u>	<u>\$4,721,697</u>	(1)	<u>(\$182,221)</u>		<u>\$44,553,656</u>	<u>\$42,024,567</u>	<u>\$42,293,297</u>	(1)	<u>\$2,529,089</u>
CASH DISBURSEMENTS FROM OPERATIONS										
(\$120,643)	(\$122,160)	(\$103,198)	(10)	\$1,517	Administrative Supplies & Costs	(\$879,943)	(\$966,440)	(\$923,809)	(10)	\$86,497
(260,933)	(338,226)	(284,467)	(11)	77,293	Operating Supplies & Maintenance	(2,613,425)	(3,054,034)	(2,638,608)	(11)	440,609
(4,004,659)	(4,065,538)	(2,735,837)	(12)	60,879	Contractual Operating Costs	(20,026,449)	(21,015,902)	(17,319,848)	(12)	989,453
(270,977)	(365,408)	(309,065)	(13)	94,431	Contractual Professional Services	(3,558,585)	(4,252,672)	(3,624,319)	(13)	694,087
(485,186)	(490,000)	(373,797)	(14)	4,814	Wages & Benefits	(4,068,336)	(4,434,870)	(3,921,705)	(14)	366,534
(36,591)	(33,015)	(219,930)	(15)	(3,576)	Other Operating Costs	(808,707)	(937,135)	(849,444)	(15)	128,428
(380,292)	(380,292)	(380,479)		0	Bond Debt Service - 2015 Bonds	(3,422,628)	(3,422,628)	(3,424,311)		0
0	0	0	(16)	0	Parking Tax	(1,759,093)	(1,690,000)	(1,684,053)	(16)	(69,093)
<u>(\$5,559,281)</u>	<u>(\$5,794,639)</u>	<u>(\$4,406,773)</u>	(9)	<u>\$235,358</u>		<u>(\$37,137,166)</u>	<u>(\$39,773,681)</u>	<u>(\$34,386,097)</u>	(9)	<u>\$2,636,515</u>
INCREASE (DECREASE) IN CASH FROM OPERATIONS										
<u>(\$1,122,568)</u>	<u>(\$1,175,705)</u>	<u>\$314,924</u>		<u>\$53,137</u>		<u>\$7,416,490</u>	<u>\$2,250,886</u>	<u>\$7,907,200</u>		<u>\$5,165,604</u>
FACILITY IMPROVEMENT / NOISE MITIGATION TRANSACTIONS										
CASH DISBURSEMENTS										
(\$303)	(\$50,000)	(\$172)	(17)	\$49,697	Sound Insulation Program Costs	(\$3,839)	(\$450,000)	(\$1,565)	(17)	\$446,161
(1,034,210)	(2,145,000)	(915,946)	(18)	1,110,790	Other Facility Improvement Program Project Costs	(9,630,134)	(13,338,100)	(15,455,322)	(18)	3,707,966
<u>(\$1,034,513)</u>	<u>(\$2,195,000)</u>	<u>(\$916,118)</u>		<u>\$1,160,487</u>		<u>(\$9,633,973)</u>	<u>(\$13,788,100)</u>	<u>(\$15,456,887)</u>		<u>\$4,154,127</u>
CASH RECEIPTS FROM FUNDING SOURCES										
\$0	\$40,295	\$0	(17)	(\$40,295)	FAA Grants - Sound Insulation Program	\$0	\$362,655	\$0	(17)	(\$362,655)
1,429,196	811,471	501,161	(19)	617,725	FAA Grants - Facility Improvement Program	3,574,839	5,449,985	10,508,770	(19)	(1,875,146)
81,141	0	0	(20)	81,141	Other Grants	93,336	100,000	41,167	(20)	(6,664)
1,438,186	905,093	92,962	(21)	533,093	Passenger Facility Charge Receipts/Reserves	1,438,186	4,916,404	5,412,762	(21)	(3,478,218)
146,575	173,086	454,072	(22)	(26,511)	Facility Development Fund (Authority Reserves)	837,531	1,442,371	1,481,160	(22)	(604,840)
<u>\$3,095,098</u>	<u>\$1,929,945</u>	<u>\$1,048,195</u>		<u>\$1,165,153</u>		<u>\$5,943,892</u>	<u>\$12,271,415</u>	<u>\$17,443,859</u>		<u>(\$6,327,523)</u>
INCREASE (DECREASE) - FACILITY / NOISE MITIGATION TRANSACTIONS										
<u>\$2,060,585</u>	<u>(\$265,055)</u>	<u>\$132,077</u>		<u>\$2,325,640</u>		<u>(\$3,690,081)</u>	<u>(\$1,516,685)</u>	<u>\$1,986,972</u>		<u>(\$2,173,396)</u>
NET ACTIVITY VS. BUDGET										
<u>\$938,017</u>	<u>(\$1,440,760)</u>	<u>\$447,001</u>		<u>\$2,378,777</u>		<u>\$3,726,409</u>	<u>\$734,201</u>	<u>\$9,894,172</u>		<u>\$2,992,208</u>
<u>(\$146,575)</u>	<u>(\$173,086)</u>	<u>(\$454,072)</u>		<u>\$26,511</u>	LESS USE OF AUTHORITY RESERVES	<u>(\$837,531)</u>	<u>(\$1,442,371)</u>	<u>(\$1,481,160)</u>		<u>\$604,840</u>
NET INCREASE (DECREASE) IN CASH -										
<u>\$791,442</u>	<u>(\$1,613,846)</u>	<u>(\$7,071)</u>		<u>\$2,405,288</u>	TOTAL (see note below)	<u>\$2,888,878</u>	<u>(\$708,170)</u>	<u>\$8,413,012</u>		<u>\$3,597,048</u>

Notes: The FY 2019 adopted budget approved use of \$1,875,000 of Authority Reserves to provide funding for the Replacement Terminal Project

BURBANK-GLENDALE-PASADENA AIRPORT AUTHORITY

NOTES TO SCHEDULE OF CASH RECEIPTS AND DISBURSEMENTS

MONTH AND NINE MONTHS ENDED MARCH 31, 2019 & 2018

NOTE (5) – Rental Receipts - Other Buildings

Other Buildings rental receipts are under budget FYTD March due to the timing of receipts. Accrual basis Other Building receipts are \$343,780 ahead of budget FYTD March.

NOTE (6) – Ground Transportation

This category consists of off-airport access fees and TNC activity. Ground Transportation receipts exceed the budget FYTD March. Accrual basis ground transportation receipts are \$515,004 ahead of budget FYTD March primarily due to TNC activity.

NOTE (7) – Other Receipts

FYTD March Other Receipts include a rent deposit of \$329,098 from Star Aviation for the lease of Hangar 22 which was awarded by the Commission in October 2018 and an insurance reimbursement of \$146,475 to repair the roof of Hangar 2 which was damaged by the wind last fiscal year (April 2018). In February, the Airport received an insurance reimbursement of \$290,330 which was refunded in March to Deluxe for their relocation to another facility while repair was performed on the roof of Hangar 2. Accrual basis Other Receipts are \$398,852 ahead of budget FYTD March.

NOTE (8) – Investment Receipts - Treasurer

This line item represents cash received from the investment of funds. These receipts fluctuate in response to interest rate and portfolio balance changes and the timing of coupon payments and individual investment maturities and sales. Accrual basis investment income, including the interest earned on loans to Rent-A-Car Companies, exceeds the budget by \$1,035,518 FYTD March.

NOTE (9) – Cash Disbursements from Operations

Overall operating disbursements are favorably under budget FYTD March. On an accrual basis operating disbursements are favorably within budget parameters. See additional information on operating disbursements in notes 10 through 16.

NOTE (10) – Administrative Supplies & Costs

This line item includes office supplies, printing, postage and delivery, office equipment service and lease, recruiting, membership, uniform, Commission meeting, conference and training costs.

NOTE (11) – Operating Supplies & Maintenance

This line item includes utilities, fuel, general repairs and maintenance, landscaping, supplies and telephone costs.

NOTE (12) – Contractual Operating Costs

This line item includes various contractual operating costs such as ARFF services, janitorial services, systems and vehicle repair, parking operations and the TBI Airport Management contract costs.

NOTE (13) – Contractual Professional Services

This line item includes various professional services such as legal, auditing, noise, financial and insurance.

(Continued)

BURBANK-GLENDALE-PASADENA AIRPORT AUTHORITY
SUPPLEMENT SCHEDULE OF CASH RECEIPTS AND DISBURSEMENTS
REGIONAL INTERMODAL TRANSPORTATION CENTER / CONSOLIDATED RENTAL CAR FACILITY PAYMENTS AND COLLECTIONS
MONTH AND NINE MONTHS ENDED MARCH 31, 2019 & 2018

Monthly Performance					March 2019	Fiscal YTD Performance (July 2018 - March 2019)				
Actual \$ Mar 2019	Budget Mar 2019	Actual \$ Prior Year Mar 2018	Note	Variance Actual Vs. Budget		Actual \$ Fiscal YTD	Fiscal YTD Budget	Actual \$ Prior Year Fiscal YTD	Note	Variance Actual Vs. Budget
\$411,845	\$450,000	\$438,486	(1)	(\$38,155)	Customer Facility Charge Receipts	\$4,196,029	\$4,050,000	\$4,283,512	(1)	\$146,029
139,054	60,648	87,577	(2)	78,406	Facility Rent	765,800	545,832	767,287	(2)	219,968
(486,409)	(486,409)	(486,250)		0	Payments to Bond Trustee for 2012 Bond Debt Service	(4,377,681)	(4,377,681)	(4,376,250)		0
(55,575)	(24,239)	(21,327)	(3)	(31,336)	Loan Principal Repayments to the Authority	(306,064)	(218,151)	(186,854)	(3)	(87,913)
<u>\$8,915</u>	<u>\$0</u>	<u>\$18,486</u>	<u>(4)</u>	<u>\$8,915</u>		<u>\$278,084</u>	<u>\$0</u>	<u>\$487,695</u>	<u>(4)</u>	<u>\$278,084</u>

General Comments

The debt service on the 2012 Revenue Bonds and the repayment to the Authority of the loans to the Rent-A-Car Companies ("RACs") is payable from Customer Facility Charges ("CFCs") and Facility Rents. Under the terms of the Bond Indenture, as amended, all CFCs collected subsequent to July 1, 2014 are remitted to the Bond Trustee for the 2012 Bond debt service.

On July 1, 2014, the terms and conditions of the Non-Exclusive Concession and Lease Agreement with the respective Rent-A-Car Companies became effective, including the collection of Facility Rent.

Note (1) – Customer Facility Charge ("CFC") Receipts

CFCs of \$6 per day per transaction, up to a maximum of five days, are collected and applied to the 2012 Bond debt service. CFCs received FYTD March exceeded the budget due to better than expected car rental activity.

Note (2) – Facility Rent

Facility Rent exceeds the budget FYTD March due to the timing of receipts.

Note (3) – Loan Principal Repayments to the Authority

Repayments of the loan principal to the Authority from the Rent-A-Car Companies exceed the budget FYTD March due to timing of receipts. The principal portion of the payment will be deposited as reimbursement to the Authority's Facility Development Fund. The interest portion of the loan repayment is recorded as investment income.

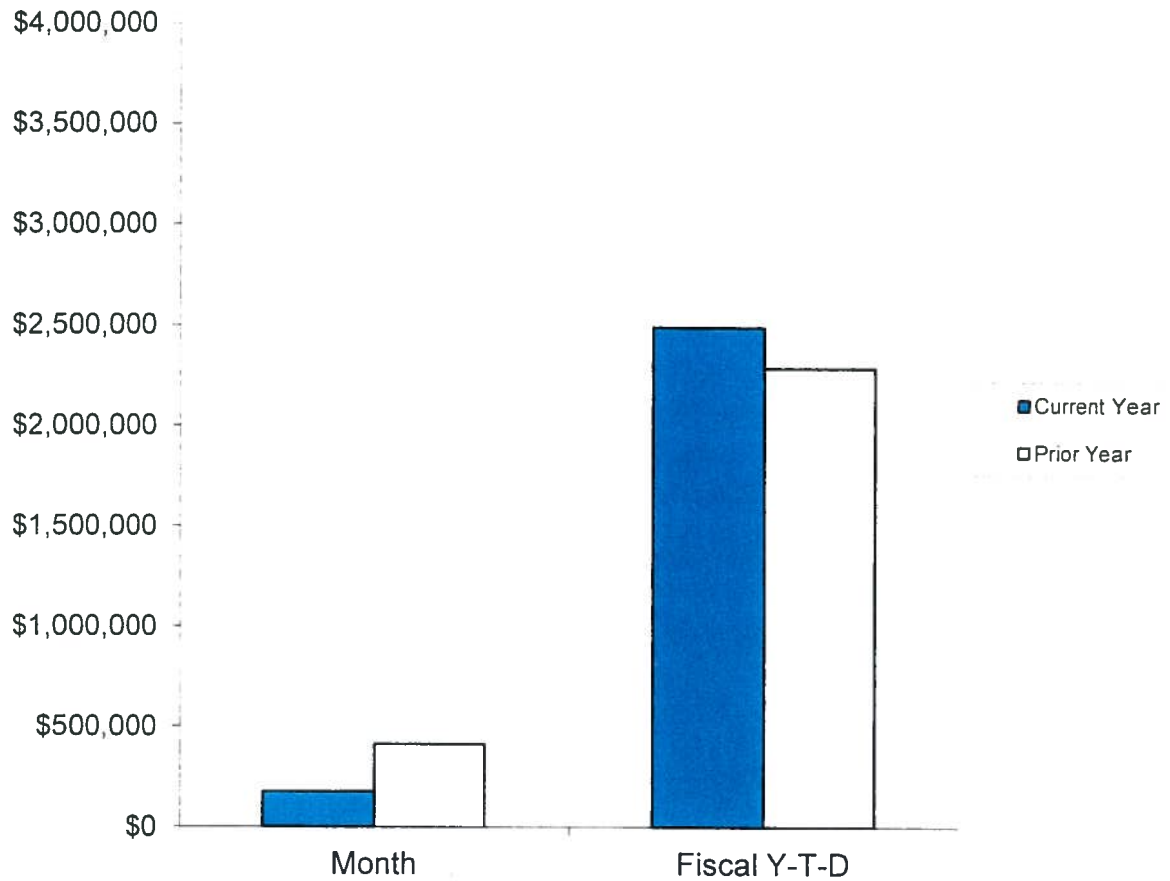
Note (4) – Net RITC / ConRAC Facility Payments and Collections

A positive amount in this line indicates that cash has been received above the required payment obligations. At fiscal year-end, upon conclusion of the required reconciliation, any excess surplus accumulated will be evaluated and applied toward the allowed uses under the terms and conditions of the Non-Exclusive Concession and Lease Agreement with the Rent-A-Car Companies.

In the event of a shortfall of receipts to meet the required payment obligations (i.e., CFC collections perform under budget projections), the Authority holds the right to adjust the Facility Rent paid by the rental car companies on a 30-day notice.

Burbank-Glendale-Pasadena Airport Authority

INTEREST ANALYSIS



	March 2019	March 2018
Interest Receipts - - Month	\$172,271	\$409,374
Interest Receipts - - Fiscal Y-T-D	\$2,487,477	\$2,285,820
Month End Portfolio Balance	\$224,046,429	\$220,587,181
Yield to Maturity	2.41%	2.25%

Supplement to the March 2019 Treasurer's Report

FYTD March 2019 Cash Disbursements

Facility Improvement / Noise Mitigation Transactions

BURBANK-GLENDALE-PASADENA AIRPORT AUTHORITY
FY 2019 Cash Disbursements - Facility Improvement / Noise Mitigation Transactions

PROJECT DESCRIPTION	Annual Budgeted Cost	FYTD 2019 (FYTD Mar) Budgeted Cost	FYTD 2019 (FYTD Mar) Cash Basis Cost	FYTD 2019 (FYTD Mar) Budget Variance Fav. / (Unfav.)	Project Status FYTD - March
BUILDING IMPROVEMENTS					
Building #36 Server Room Upgrade	\$ 350,000	\$ 170,000	\$ 136,136	\$ 33,864	Project underway
Terminal High Voltage Electrical Upgrades	350,000	270,000	6,313	263,687	Project evaluation underway
Terminal B Security Checkpoint Upgrade	100,000	75,000	73,219	1,781	Project underway
Minor Building Improvements	250,000	110,000	10,350	99,650	Misc. ongoing projects
Maintenance Bldg. Electrical Upgrade	-	-	145,484	(145,484)	Ongoing including FY 2018 accrued costs
Hangar # 34 Roof	-	-	1,583	(1,583)	FY 2018 accrued costs. Project completed
Hangar Floor Rehabilitation	-	-	27,991	(27,991)	Funded with FY 2009 insurance settlement
TOTAL BUILDING IMPROVEMENTS	\$ 1,050,000	\$ 625,000	\$ 401,077	\$ 223,923	
OTHER IMPROVEMENTS					
Airport Branding: Infrastructure / Sign Mods	\$ -	\$ -	\$ 49,062	\$ (49,062)	FY 2018 accrued costs. Project completed
Terminal Baggage Phase 2 (TSA OTA)	-	-	153,805	(153,805)	TSA reimbursable under OTA
TOTAL OTHER IMPROVEMENTS	\$ -	\$ -	\$ 202,867	\$ (202,867)	
IT / COMMUNICATIONS / SECURITY					
Fiber Optic Installation	\$ 500,000	\$ 220,000	\$ 2,081	\$ 217,919	Project deferred
DVSS Camera Replacement	250,000	180,000	31,340	148,660	Ongoing replacement project
IT Equipment (Network Switch, Server Repl.)	180,000	120,000	-	120,000	Replacements anticipated during year
Access Control / IET Replacement	-	-	130,270	(130,270)	FY 2018 accrued costs. Project completed
TOTAL IT / COMMUNICATIONS / SECURITY	\$ 930,000	\$ 520,000	\$ 163,691	\$ 356,309	
EQUIPMENT					
Verdugo Dispatch Communications Upgrade	\$ 350,000	\$ 220,000	\$ 89,154	\$ 130,846	Project underway
Parking Revenue Control Eq. - LPR Camera	200,000	100,000	84,881	15,119	Project underway
Parking Revenue Control Equipment - Valet	-	-	178,782	(178,782)	FY 2018 accrued costs. Project completed
Airfield Maintenance Equipment	455,000	90,000	-	90,000	Pending PFC application approval
TOTAL EQUIPMENT	\$ 1,005,000	\$ 410,000	\$ 352,818	\$ 57,182	
RUNWAY / TAXIWAY / ROADWAY PROJECTS					
Taxiways C & D; GA Ramp Rehabilitation	\$ 6,175,000	\$ 4,925,000	\$ 3,992,084	\$ 932,916	Project underway
Terminal Ramp Rehabilitation	3,600,000	2,575,000	2,086,195	488,805	Project underway
RPZ Land Acquisition - Hollyona Property	1,800,000	530,000	15,474	514,526	Discussions with City of Burbank underway
Airfield Lighting System Rehabilitation	1,650,000	145,000	6,055	138,945	Project underway
Airfield Lighting Vault Replacement	500,000	90,000	-	90,000	Pending project scope definition
Taxiway A Rehabilitation - Design	400,000	40,000	7,123	32,877	Project underway
Airside Paving Replacement	620,000	90,000	28,300	61,700	Project underway
Landside Paving Replacement	250,000	45,000	262,304	(217,304)	Underway, includes FY 2018 accrued costs
Public Parking Lot Improvements	300,000	165,000	-	165,000	Project deferred to FY 2020
TOTAL RUNWAY / TAXIWAY / ROADWAY	\$ 15,295,000	\$ 8,605,000	\$ 6,397,535	\$ 2,207,465	
NOISE MITIGATION					
Residential Acoustical Treatment Program	\$ 500,000	\$ 450,000	\$ 3,841	\$ 446,159	Pending award of FAA grant
TOTAL NOISE MITIGATION	\$ 500,000	\$ 450,000	\$ 3,841	\$ 446,159	
DEVELOPMENT					
Replacement Terminal Development	\$ 3,575,000	\$ 2,750,000	\$ 1,596,817	\$ 1,153,183	Ongoing including FY 2018 accrued costs
Transportation Planning	100,000	100,000	98,032	1,968	Ongoing
RITC Public Art	-	-	2,400	(2,400)	CFC Reimbursable
TOTAL DEVELOPMENT	\$ 3,675,000	\$ 2,850,000	\$ 1,697,249	\$ 1,152,751	
O & M CAPITAL	\$ 408,100	\$ 328,100	\$ 414,896	\$ (86,796)	Lower value O & M projects - ongoing
Total	\$ 22,863,100	\$ 13,788,100	\$ 9,633,973	\$ 4,154,127	

**STAFF REPORT PRESENTED TO THE
BURBANK-GLENDALE-PASADENA AIRPORT AUTHORITY
JUNE 3, 2019**

AIRLINE SCHEDULE ANALYSIS

Airlines serving Hollywood Burbank Airport have notified Staff of changes in services, fleet mix, and scheduled operating times. This report reflects the changes in detail below and on the attached Schedule Change Analysis.

AMERICAN AIRLINES

Effective June 2, 2019, American Airlines will be making a schedule adjustment by adding one Saturday round-trip flight to Phoenix a week.

SOUTHWEST AIRLINES

As previously announced, Southwest Airlines will be increasing its air service with the introduction of one daily nonstop flight to Nashville, Tennessee, effective June 9, 2019. This schedule change includes an increase in service to other markets served by Southwest. The number of scheduled flight changes in arrivals and departures represents a net increase of 60 round-trip flights per week.

	Monday - Friday		Saturday		Sunday	
City	Arrival	Departure	Arrival	Departure	Arrival	Departure
Dallas	0	0	0	0	0	0
Denver	1	1	1	1	1	1
Houston	0	0	1	1	0	0
Las Vegas	1	1	1	1	0	0
Midway	1	1	1	1	0	0
Nashville	1	1	1	1	1	1
Oakland	2	2	-1	-1	0	0
Portland	0	0	1	1	0	0
Phoenix	1	1	0	0	-1	-1
San Francisco	2	1	0	0	0	0
San Jose	1	1	1	1	-1	-1
Salt Lake City	0	0	0	0	0	0
Sacramento	1	2	-1	-1	0	0
Daily Total	11	11	5	5	0	0

SPIRIT AIRLINES

As announced this past March, Spirit Airlines will inaugurate service to Las Vegas, Nevada, beginning June 20, 2019. The service will begin with three daily non-stop flights using its Airbus 319 aircraft.

UNITED AIRLINES

Effective June 6, 2019, United Airlines will be making a schedule adjustment by adding one daily round-trip flight to Denver a week. In addition, United will be adding its Embraer Aircraft to this schedule.

OVERALL IMPACT

After incorporating all schedule adjustments, these changes to schedule results in an increase of 89 roundtrips per week. The schedule changes also result in an increase of 25,938 weekly seats or a 17.29% increase from the prior schedule. This revised schedule has a combined total for all carriers of 175,978 available weekly seats.

BURBANK-GLENDALE-PASADENA AIRPORT AUTHORITY*

SCHEDULE ANALYSIS

Airline: **American Airlines**

Report Date: 06/03/19

Effective Date: 06/02/19

1) Aircraft Operations Summary (includes both arrivals and departures):

<u>Aircraft Type</u>	<u>Seats</u>	<u>Weekly Operations</u>			<u>Weekly Seats</u>		
		<u>Current Operations</u>	<u>Proposed Operations</u>	<u>Difference</u>	<u>Current Available Seats</u>	<u>Proposed Available Seats</u>	<u>Difference</u>
A319	126	12	14	2	1,512	1,764	252
A320	150	0	0	0	0	0	0
B737-800	160	28	28	0	4,480	4,480	0
CRJ-200	50	0	0	0	0	0	0
CRJ-900	76	40	40	0	3,040	3,040	0
Total		80	82	2	9,032	9,284	252

2) Discussion of the change in operations and voluntary curfew

Effective June 2, 2019, American Airlines will be making a schedule adjustment by adding one Saturday round-trip flight to Phoenix a week.

Is there an impact on the voluntary curfew
with this schedule change?

Yes

No

 X

BURBANK-GLENDALE-PASADENA AIRPORT AUTHORITY*

SCHEDULE ANALYSIS

Airline: **SPIRIT**

Report Date: 06/03/19

Effective Date: 06/20/19

1) Aircraft Operations Summary (includes both arrivals and departures):

<u>Aircraft Type</u>	<u>Seats</u>	<u>Weekly Operations</u>			<u>Weekly Seats</u>		
		<u>Current Operations</u>	<u>Proposed Operations</u>	<u>Difference</u>	<u>Current Available Seats</u>	<u>Proposed Available Seats</u>	<u>Difference</u>
A319	145	0	42	42	0	6,090	6,090
Total		0	42	42	0	6,090	6,090

2) Discussion of the change in operations and voluntary curfew

As previously announced, Spirit Airlines will inaugurate service out of Burbank to Las Vegas, Nevada beginning June 20, 2019. The service will begin with 3 daily non-stop flights using its Airbus 319 aircraft.

Is there an impact on the voluntary curfew
with this schedule change?

Yes
No

 X

BURBANK-GLENDALE-PASADENA AIRPORT AUTHORITY*

SCHEDULE ANALYSIS

Airline: **United Express**

Report Date: 06/03/19

Effective Date: 06/06/19

1) Aircraft Operations Summary (includes both arrivals and departures):

<u>Aircraft Type</u>	<u>Seats</u>	<u>Weekly Operations</u>			<u>Weekly Seats</u>		
		<u>Current Operations</u>	<u>Proposed Operations</u>	<u>Difference</u>	<u>Current Available Seats</u>	<u>Proposed Available Seats</u>	<u>Difference</u>
CRJ-200	50	40	33	-7	2,000	1,650	-350
CRJ-700	70	0	0	0	0	0	0
EMB-175	76	0	21	21	0	1,596	1,596
A319	128	0	7	7	0	896	896
A320	150	7	0	-7	1,050	0	-1,050
B737-800	154	0	0	0	0	0	0
Total		47	61	14	3,050	4,142	1,092

2) Discussion of the change in operations and voluntary curfew

Effective June 6, 2019, United Airlines will be making a schedule adjustment by adding one daily round-trip flight to Denver a week. In addition, United will be adding its Embraer Aircraft to this schedule.

Is there an impact on the voluntary curfew
with this schedule change?

Yes
No

Hollywood Burbank Airport

REVENUE PASSENGERS	April			January - April		
	2019	2018	% Change	2019	2018	% Change
Signatory Airlines						
Alaska Airlines	48,190	55,623	-13.36%	167,981	193,543	-13.21%
American Airlines	31,145	13,078	138.15%	68,642	44,440	54.46%
Delta Airlines	13,756	10,431	31.88%	48,739	39,778	22.53%
JetBlue Airways	22,464	8,167	175.06%	80,298	30,102	166.75%
Southwest Airlines	345,728	320,505	7.87%	1,264,394	1,189,677	6.28%
United Airlines	24,744	31,793	-22.17%	86,370	107,002	-19.28%
Total Revenue Passengers	486,027	439,597	10.56%	1,716,424	1,604,542	6.97%
Inbound (deplaned)	241,110	218,552	10.32%	853,478	801,527	6.48%
Outbound (enplaned)	244,917	221,045	10.80%	862,946	803,015	7.46%

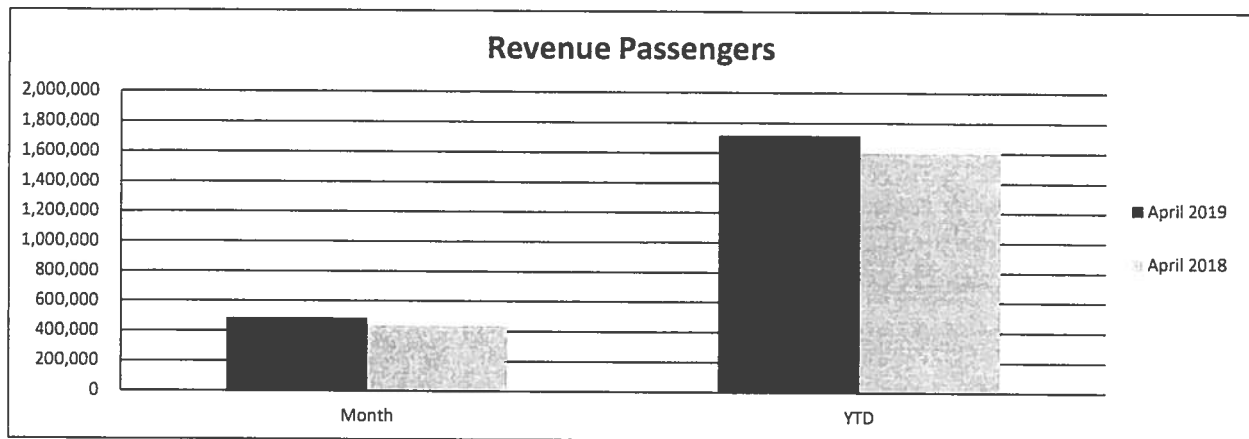
AIRCRAFT OPERATIONS *	April			January - April		
	2019	2018	% Change	2019	2018	% Change
Air Carrier	5,104	4,665	9.41%	19,430	18,147	7.07%
Air Taxi	1,899	1,624	16.93%	7,048	6,544	7.70%
General Aviation	2,844	2,810	1.21%	9,743	11,149	-12.61%
Military Itinerant	53	116	-54.31%	160	328	-51.22%
Civil Local	2,220	2,102	5.61%	9,969	8,498	17.31%
Military Local	0	0	N/A	0	0	N/A
Total Aircraft Operations	12,120	11,317	7.10%	46,350	44,666	3.77%

* Source: FAA Tower Daily Airport Operations Count, adjusted to show Canadair Regional Jet-200 operations as Air Carrier. Includes Hollywood Burbank Airport arrivals/departures only; excludes aircraft that enter local air space but do not land or take off at Hollywood Burbank Airport.

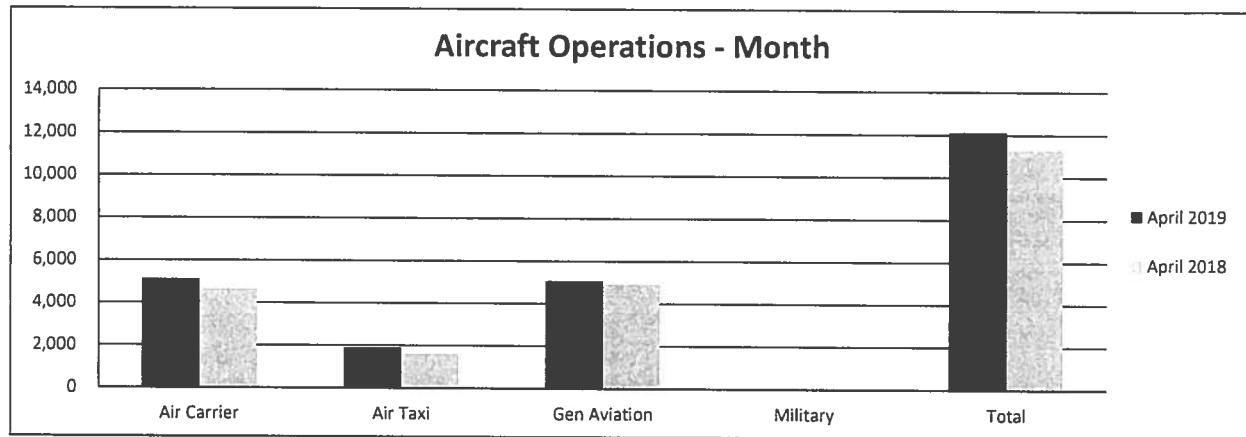
Hollywood Burbank Airport

AIR CARGO (lbs.)	April			January - April		
	2019	2018	% Change	2019	2018	% Change
Signatory Airlines						
Alaska Airlines	697	919	-24.16%	2,159	4,340	-50.25%
American Airlines	11	0	N/A	11	0	N/A
Delta Airlines						
JetBlue Airways						
Southwest Airlines	162,698	204,647	-20.50%	587,887	592,886	-0.84%
United Airlines	0	42,411	-100.00%	0	42,668	-100.00%
Other Scheduled Carriers						
Federal Express	4,603,744	4,805,209	-4.19%	17,876,264	18,503,897	-3.39%
United Parcel Service	3,674,266	3,668,802	0.15%	14,573,745	15,077,487	-3.34%
Charter/Contract Carriers						
AirNet Express	0	2,342	-100.00%	0	11,660	-100.00%
Ameriflight	208,421	217,058	-3.98%	796,171	970,443	-17.96%
Total Air Cargo	8,649,837	8,941,388	-3.26%	33,836,237	35,203,381	-3.88%
Inbound (deplaned)	4,117,437	4,410,204	-6.64%	16,248,464	16,921,445	-3.98%
Outbound (enplaned)	4,532,400	4,531,184	0.03%	17,587,773	18,281,936	-3.80%

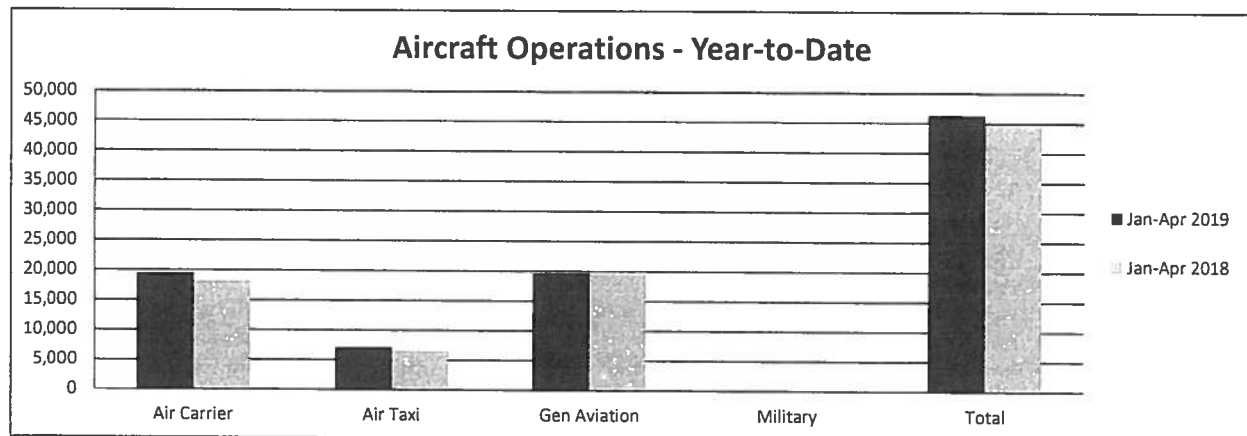
MAIL (lbs.)	April			January - April		
	2019	2018	% Change	2019	2018	% Change
United Parcel Service	0	0	N/A	0	0	N/A
Total Mail	0	0	N/A	0	0	N/A
Inbound (deplaned)	0	0	N/A	0	0	N/A
Outbound (enplaned)	0	0	N/A	0	0	N/A



Revenue Passengers	Month	YTD
April 2019	486,027	1,716,424
April 2018	439,597	1,604,542
% Change	10.56%	6.97%



Aircraft Operations - MO	Air Carrier	Air Taxi	Gen Aviation	Military	Total
April 2019	5,104	1,899	5,064	53	12,120
April 2018	4,665	1,624	4,912	116	11,317
% Change	9.41%	16.93%	3.09%	-54.31%	7.10%



Aircraft Operations - YTD	Air Carrier	Air Taxi	Gen Aviation	Military	Total
Jan-Apr 2019	19,430	7,048	19,712	160	46,350
Jan-Apr 2018	18,147	6,544	19,647	328	44,666
% Change	7.07%	7.70%	0.33%	-51.22%	3.77%