



December 15, 2022

CALL AND NOTICE OF A REGULAR MEETING OF THE
FINANCE AND ADMINISTRATION COMMITTEE
OF THE
BURBANK-GLENDALE-PASADENA AIRPORT AUTHORITY

NOTICE is hereby given that a regular meeting of the Finance and Administration Committee will be held Monday, December 19, 2022, at 9:30 a.m., or immediately following the Commission meeting, in the Airport Skyroom of Hollywood Burbank Airport, 2627 N. Hollywood Way, Burbank, California 91505.

Pursuant to Government Code Section 54953(e), members of the Commission may participate in this meeting via teleconference. In the interest of maintaining appropriate social distancing, a physical location is not being provided for the public to attend or comment. Members of the public may observe the meeting telephonically and may offer comment in real time through the following number:

Dial In: (978) 990-5000

Access Code: 880737#

Terri Williams, Board Secretary
Burbank-Glendale-Pasadena Airport Authority

REGULAR MEETING
OF THE
FINANCE AND ADMINISTRATION COMMITTEE

Airport Skyroom
Monday, December 19, 2022
9:30 a.m., or Immediately Following
the Conclusion of the
Commission Meeting

As a result of the convening of this meeting of the Finance and Administration Committee, each Committee member in attendance is entitled to receive and shall be provided \$200.

The public comment period is the opportunity for members of the public to address the Committee on agenda items and on airport-related non-agenda matters that are within the Committee's subject matter jurisdiction. At the discretion of the presiding officer, public comment on an agenda item may be presented when that item is reached.

When in-person attendance or participation at meetings of the Committee is allowed, members of the public are requested to observe the following rules of decorum:

- *Turn off cellular telephones and pagers.*
- *Refrain from disorderly or boisterous conduct, including loud, threatening, profane, or abusive language, clapping, whistling, stamping, or other acts that disrupt or otherwise render unfeasible the orderly conduct of the meeting.*
- *If you desire to address the Committee during the public comment period, fill out a speaker request card and present it to the Board Secretary.*
- *Confine remarks to agenda items or to airport-related non-agenda matters that are within the Committee's subject matter jurisdiction.*
- *Limit comments to five minutes or to such other period of time as may be specified by the presiding officer.*

▼ ▼ ▼

The following activities are prohibited:

- *Allocation of speaker time to another person.*
- *Video presentations requiring use of Authority equipment.*

▼ ▼ ▼

Any disclosable public records related to an open session item on a regular meeting agenda and distributed by the Authority to the Committee less than 72 hours prior to that meeting are available for public inspection at Hollywood Burbank Airport (2627 N. Hollywood Way, Burbank) in the administrative office during normal business hours.

▼ ▼ ▼

In accordance with the Americans with Disabilities Act of 1990, if you require a disability-related modification or accommodation to attend or participate in this meeting, including auxiliary aids or services, please call the Board Secretary at (818) 840-8840 at least 48 hours prior to the meeting.

AGENDA

Monday, December 19, 2022

1. Roll Call
2. Staff Announcement: AB 23
3. Approval of Agenda
4. Public Comment
5. Approval of Minutes
 - a. November 21, 2022 *[See page 1]*
6. Treasurer's Reports
 - a. July 2022 *[See page 3]*
 - b. August 2022 *[See page 26]*
 - c. September 2022 *[See page 49]*
7. Items for Information
 - a. Replacement Passenger Terminal Financing Update

No staff report attached. This item has been placed as a standing item on the agenda to allow the Committee to discuss the RPT Financing.
 - b. Committee Pending Items *[See page 77]*
8. Adjournment



January 17, 2023

Burbank-Glendale-Pasadena Airport Authority
2627 Hollywood Way
Burbank, CA 91505

Dear Commissioners:

The attached report, covering the month of July 2022, fulfills the legal requirements of the California Code and our Investment Policy. Based on projected income and expenses, as well as investment liquidity, there will be sufficient funds available to meet the needs of the Airport Authority for the six-month period following the date of the attached report.

Sincerely,

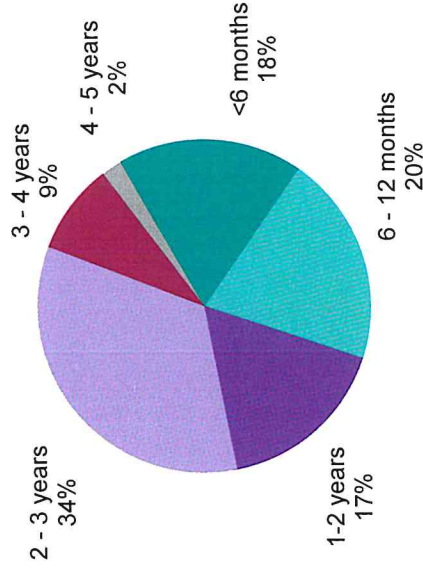
Tyron Hampton
Treasurer

Attachments

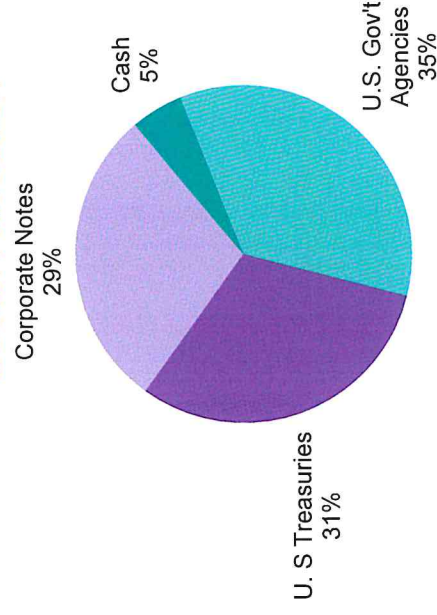
Operating Portfolio Investment Guidelines Conformance as of July 31, 2022

	Legal Max Maturity	Actual Max Maturity	Policy Maximum	Policy Actual
U.S. Gov Agencies	5 Years	4.37 Years	70%	35%
Corporate Notes	5 Years	3.53 Years	30%	29%
LAIF	N/A	N/A	\$20 mil	N/A
Bankers Acceptances	6 Months	N/A	15%	N/A
Negotiable Certificates of Deposit	5 Years	N/A	15%	N/A
Non-Negotiable Certificates of Deposit	5 Years	N/A	15%	N/A
Commercial Paper	270 Days	N/A	15%	N/A
Repurchase Agreements	1 Year	N/A	10%	N/A
Money Market Fund	N/A	N/A	15%	5%
U.S. Gov Securities (Treasuries)	5 Years	2.92 Years	No Limit	31%

Maturity Distribution



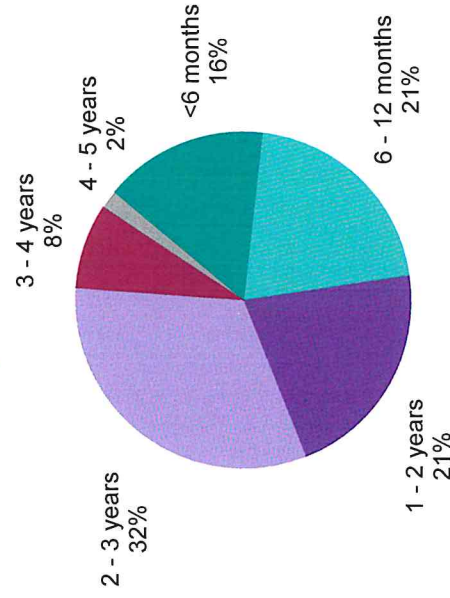
Sector Allocation



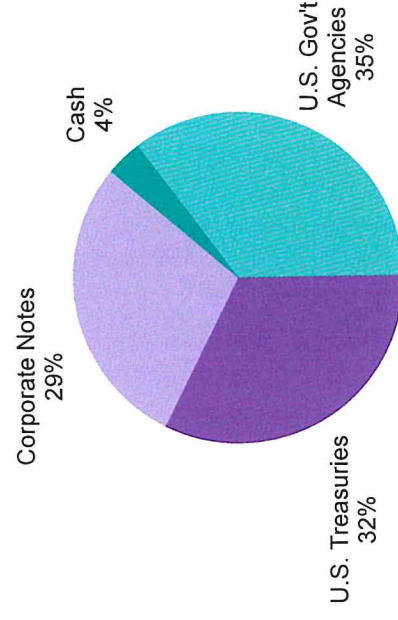
PFC Portfolio Investment Guidelines Conformance as of July 31, 2022

	Legal Max Maturity	Actual Max Maturity	Policy Maximum	Policy Actual
U.S. Gov Agencies	5 Years	4.37 Years	70%	35%
Corporate Notes	5 Years	3.53 Years	30%	29%
LAIF	N/A	N/A	\$20 mil	N/A
Bankers Acceptances	6 Months	N/A	15%	N/A
Negotiable Certificates of Deposit	5 Years	N/A	15%	N/A
Non-Negotiable Certificates of Deposit	5 Years	N/A	15%	N/A
Commercial Paper	270 Days	N/A	15%	N/A
Repurchase Agreements	1 Year	N/A	10%	N/A
Money Market Fund	N/A	N/A	15%	4%
U.S. Gov Securities (Treasuries)	5 Years	2.92 Years	No Limit	32%

Maturity Distribution



Sector Allocation



Burbank-Glendale-Pasadena Airport Authority - Operating Account
Statement of Investments
As of 07/31/22

Purchase Date	Type of Investment	CUSIP	Coupon	Maturity Date	Eff. Mat. Date	Par Value	Purchase Cost	Market Value	Unrealized Gain/Loss	YTM	Days to Eff. Mat.	% Mkt Value
07/31/22	Columbia Treasury Reserves	097101307	0.000	07/31/22	07/31/22	\$ 11,464,042	\$ 11,464,042	\$ 11,464,042	\$ -	2.37%	0	4.62%
02/16/22	Chevron Corp	166764BU3	2.300	05/11/23	08/11/22	1,700,000	1,715,045	1,701,904	(13,141)	3.53%	11	0.69%
11/01/19	Procter & Gamble Company	742718EU9	2.150	08/11/22	08/11/22	1,275,000	1,290,912	1,274,834	(16,078)	2.52%	11	0.51%
02/24/22	3M	88579YBE0	1.710	02/14/24	08/14/22	1,625,000	1,628,055	1,617,119	(10,936)	3.43%	14	0.65%
01/09/19	John Deere Capital Corp	24422ETV1	2.150	09/08/22	09/08/22	1,600,000	1,561,718	1,598,656	36,938	2.90%	39	0.64%
05/18/18	Merck & Co Inc	589331AT4	2.400	09/15/22	09/15/22	1,500,000	1,448,385	1,499,445	51,060	2.67%	46	0.60%
09/25/17	National Rural Utilities Coop	63743HEQ1	2.300	09/15/22	09/15/22	1,000,000	995,980	997,680	1,700	4.09%	46	0.40%
10/03/17	Treasury Note	9128282W9	1.875	09/30/22	09/30/22	9,125,000	9,098,667	9,116,788	18,121	2.39%	61	3.67%
09/12/19	FNMA	3135G0T78	2.000	10/05/22	10/05/22	4,500,000	4,543,965	4,493,295	(50,670)	2.80%	66	1.81%
03/03/22	Truist Financial Corp	89788MAF9	2.285	06/09/25	10/29/22	2,000,000	1,991,167	1,927,000	(64,167)	4.15%	90	0.78%
07/25/18	Bank of America Corp	06051GEU9	3.300	01/11/23	01/11/23	2,200,000	2,203,493	2,201,518	(1,975)	3.14%	164	0.89%
09/26/19	Federal National Mortgage Association	3135G0T94	2.375	01/19/23	01/19/23	4,800,000	4,919,052	4,785,696	(133,356)	3.01%	172	1.93%
03/20/19	JP Morgan Chase & CO	46625HJH4	3.200	01/25/23	01/25/23	2,225,000	2,257,348	2,227,225	(30,123)	3.00%	178	0.90%
10/31/19	Treasury Note	9128283U2	2.375	01/31/23	01/31/23	4,200,000	4,309,594	4,188,366	(121,228)	2.93%	184	1.69%
03/18/19	Unitedhealth Group Inc	91324PBZ4	2.750	02/15/23	02/15/23	1,500,000	1,508,738	1,497,465	(11,273)	3.06%	199	0.60%
04/05/22	Federal Home Loan Banks	3130AJ7E3	1.380	02/17/23	02/17/23	8,900,000	8,870,870	8,825,596	(45,274)	2.92%	201	3.55%
10/02/19	Pepsico Inc	713448CG1	2.750	03/01/23	03/01/23	1,300,000	1,344,486	1,299,233	(45,253)	2.85%	213	0.52%
05/02/22	Treasury Note	912828ZD5	0.500	03/15/23	03/15/23	5,000,000	4,936,914	4,923,850	(13,064)	2.96%	227	1.98%
12/03/19	Treasury Note	9128284L1	2.750	04/30/23	04/30/23	6,850,000	7,104,980	6,836,643	(268,337)	3.01%	273	2.75%
11/03/20	Loews Corporation	540424AQ1	2.625	05/15/23	05/15/23	1,700,000	1,775,550	1,695,784	(79,766)	2.96%	288	0.68%
06/06/19	Public Service Electric And Gas	74456QBC9	2.375	05/15/23	05/15/23	1,125,000	1,125,878	1,116,574	(9,304)	3.34%	288	0.45%
05/02/22	Treasury Note	912828ZP8	0.130	05/15/23	05/15/23	5,000,000	4,896,289	4,899,250	(7,039)	2.96%	288	1.97%
02/04/19	Simon Property Group LP	828807DD6	2.750	06/01/23	06/01/23	1,250,000	1,234,086	1,243,125	9,039	3.42%	305	0.50%
05/05/20	Federal Home Loan Mortgage Corp	3137EAEN5	2.750	06/19/23	06/19/23	6,250,000	6,718,056	6,229,313	(488,743)	3.13%	323	2.51%
03/14/22	FNMA	3135G05G4	0.250	07/10/23	07/10/23	4,000,000	3,929,320	3,895,480	(33,840)	3.07%	344	1.57%
01/31/22	Treasury Note	91282CCN9	0.130	07/31/23	07/31/23	4,500,000	4,432,793	4,373,955	(58,838)	2.97%	365	1.76%
01/21/20	FNMA	3135G0UJ43	2.875	09/12/23	09/12/23	5,050,000	5,296,103	5,046,364	(249,739)	2.94%	408	2.03%
07/31/19	Treasury Note	9128285D8	2.875	09/30/23	09/30/23	6,775,000	7,065,870	6,765,447	(300,423)	3.00%	426	2.72%
03/16/20	Treasury Note	9128285P1	2.875	11/30/23	11/30/23	3,200,000	3,479,090	3,195,616	(283,474)	2.98%	487	1.29%
03/20/19	Citibank NA	17325FAS7	3.650	01/23/24	01/23/24	2,000,000	2,074,053	2,011,100	(62,953)	3.28%	541	0.81%
03/26/21	IBM Corp	459200HU8	3.625	02/12/24	02/12/24	1,650,000	1,783,935	1,657,392	(126,543)	3.32%	561	0.67%
12/10/21	Treasury Note	91282CBM2	0.130	02/15/24	02/15/24	1,725,000	1,702,562	1,652,291	(50,271)	2.93%	564	0.67%
04/10/21	Mellife Inc	59156RBH0	3.600	04/10/24	04/10/24	1,750,000	1,897,945	1,766,888	(131,057)	3.01%	619	0.71%
06/22/20	Comcast Corporation	2003NCR0	3.700	04/15/24	04/15/24	1,700,000	1,873,553	1,713,753	(159,800)	3.21%	624	0.69%
03/16/21	Bank of New York Mellon Corp	06406HCY9	3.400	05/15/24	05/15/24	1,900,000	2,044,650	1,899,449	(145,201)	3.44%	654	0.76%

Burbank-Glendale-Pasadena Airport Authority - Operating Account
Statement of Investments
As of 07/31/22

Purchase Date	Type of Investment	CUSIP	Coupon	Maturity Date	Eff. Date	Par Value	Purchase Cost	Market Value	Unrealized Gain/Loss	YTM	Days to Eff. Mat.	% Mkt Value
01/18/22	Target Corporation	87612EBD7	3.500	07/01/24	07/01/24	1,650,000	1,732,850	1,664,405	(68,445)	3.03%	701	0.67%
11/03/20	Bristol-Myers Squibb Co	110122CM8	2.900	07/26/24	07/26/24	1,800,000	1,928,530	1,797,498	(131,032)	2.97%	726	0.72%
10/31/19	Honeywell International Inc	438516BW5	2.300	08/15/24	08/15/24	1,600,000	1,646,699	1,576,864	(69,835)	3.03%	746	0.63%
06/30/21	Treasury Note	9128282U3	1.875	08/31/24	08/31/24	13,000,000	13,567,227	12,728,820	(838,407)	2.91%	762	5.13%
05/20/21	United Parcel Service INC	911312BT2	2.200	09/01/24	09/01/24	1,471,000	1,542,175	1,448,935	(93,240)	2.95%	763	0.58%
02/12/21	PNC Bank NA	69353REF1	3.300	10/30/24	10/30/24	1,725,000	1,877,908	1,713,977	(163,931)	3.60%	822	0.69%
01/27/22	FHLB	3130A3GE8	2.750	12/13/24	12/13/24	2,200,000	2,281,046	2,186,316	(94,730)	3.02%	866	0.88%
01/27/22	Treasury Note	91282CDN8	1.000	12/15/24	12/15/24	2,000,000	1,977,266	1,914,540	(62,726)	2.87%	868	0.77%
06/25/20	Wisconsin Electric Power Company	976656CL0	2.050	12/15/24	12/15/24	1,350,000	1,421,717	1,311,944	(109,773)	3.29%	868	0.53%
01/06/22	FFCB	3133ENK58	1.130	01/06/25	01/06/25	1,540,000	1,536,535	1,473,503	(63,032)	2.98%	890	0.59%
12/10/21	Federal National Mortgage Association	3135G0X24	1.630	01/07/25	01/07/25	1,500,000	1,527,600	1,455,135	(72,465)	2.90%	891	0.59%
05/11/22	Apple Inc	037833DF4	2.750	01/13/25	01/13/25	1,700,000	1,691,920	1,692,486	566	2.94%	897	0.68%
03/29/21	US Bank NA/Cincinnati OH	90331HPL1	2.050	01/21/25	01/21/25	2,000,000	2,069,895	1,937,280	(132,615)	3.38%	905	0.78%
10/01/20	FHLMC Reference Note	3137EAEF0	1.500	02/12/25	02/12/25	7,000,000	7,082,816	6,767,810	(315,006)	2.88%	927	2.73%
03/04/22	FFCB	3133ENPY0	1.750	02/25/25	02/25/25	1,750,000	1,753,833	1,698,025	(55,808)	2.96%	940	0.68%
12/22/20	Exxon Mobil Corp	30231GAF9	2.709	03/06/25	03/06/25	1,650,000	1,767,200	1,633,088	(134,112)	3.12%	949	0.66%
08/05/20	FHLB	3130A4CH3	2.380	03/14/25	03/14/25	250,000	273,060	246,155	(26,905)	2.99%	957	0.10%
08/05/20	Ace InA Holdings Inc	00440EAS6	3.150	03/15/25	03/15/25	1,775,000	1,952,639	1,770,438	(182,201)	3.25%	958	0.71%
05/12/20	Intel Corp	458140BP4	3.400	03/25/25	03/25/25	1,000,000	1,106,180	1,003,580	(102,600)	3.27%	968	0.40%
09/30/21	Treasury Note	912828ZF0	0.050	03/31/25	03/31/25	2,300,000	2,287,242	2,161,287	(125,955)	2.86%	974	0.87%
05/05/20	Florida Power & Light Company	341081FZ5	2.850	04/01/25	04/01/25	1,000,000	1,086,930	995,800	(91,130)	3.02%	975	0.40%
02/12/21	General Dynamics Corporation	369550BK3	3.250	04/01/25	04/01/25	250,000	274,895	250,733	(24,162)	3.13%	975	0.10%
09/28/20	Federal Home Loan Banks	3130AJHU6	0.500	04/14/25	04/14/25	7,000,000	7,032,434	6,573,210	(459,224)	2.86%	988	2.65%
05/04/22	Home Depot Inc	437076CM2	2.700	04/15/25	04/15/25	1,400,000	1,379,294	1,385,118	5,824	3.11%	989	0.56%
12/01/21	FNMA	3135G03U5	0.630	04/22/25	04/22/25	8,350,000	8,251,387	7,857,768	(393,619)	2.89%	996	3.16%
06/06/22	Caterpillar Financial Services	14913R2V8	3.400	05/13/25	05/13/25	1,600,000	1,606,143	1,610,272	4,129	3.16%	1017	0.65%
05/11/21	General Dynamics Corporation	369550BG2	3.500	05/15/25	05/15/25	1,200,000	1,319,565	1,212,492	(107,073)	3.11%	1019	0.49%
02/10/22	Qualcomm Incorporated	747525AF0	3.450	05/20/25	05/20/25	1,500,000	1,556,295	1,509,240	(47,055)	3.22%	1024	0.61%
12/15/21	Pfizer Inc	717081EZ7	0.800	05/28/25	05/28/25	1,900,000	1,865,884	1,797,932	(67,952)	2.79%	1032	0.72%
06/15/22	Cisco Systems Inc	17275RAW2	3.500	06/15/25	06/15/25	1,200,000	1,192,812	1,220,196	27,384	2.89%	1050	0.49%
08/05/20	Treasury Note	912828ZW3	0.250	06/30/25	06/30/25	9,000,000	8,958,043	8,351,010	(607,033)	2.84%	1065	3.36%
11/19/20	Intel Corp	458140AS9	3.700	07/29/25	07/29/25	625,000	690,233	633,906	(56,327)	3.20%	1094	0.26%
09/24/20	State Street Corporation	857477AT0	3.550	08/18/25	08/18/25	1,900,000	2,128,366	1,913,813	(214,553)	3.30%	1114	0.77%
09/25/20	FNMA Benchmark Note	3135G05X7	0.375	08/25/25	08/25/25	3,500,000	3,493,350	3,241,035	(252,315)	2.91%	1121	1.31%
06/14/22	Burlington Northern Santa Fe LLC	12189LAY7	3.650	09/01/25	09/01/25	1,275,000	1,263,602	1,292,774	29,172	3.17%	1128	0.52%

Burbank-Glendale-Pasadena Airport Authority - Operating Account
Statement of Investments
As of 07/31/22

Purchase Date	Type of Investment	CUSIP	Coupon	Maturity Date	Eff. Mat. Date	Par Value	Purchase Cost	Market Value	Unrealized Gain/Loss	YTM	Days to Eff. Mat.	% Mkt Value
11/17/20	FNMA Benchmark Note	3135G06G3	0.500	11/07/25	11/07/25	12,000,000	11,848,979	11,121,840	(727,139)	2.86%	1195	4.48%
06/30/21	Lockheed Martin Corporation	539830BH1	3.550	01/15/26	01/15/26	894,000	962,017	909,109	(52,908)	3.03%	1264	0.37%
08/30/21	Prudential Financial Inc	74432QCH6	1.500	03/10/26	03/10/26	1,875,000	1,899,596	1,754,306	(145,290)	3.41%	1318	0.71%
11/29/21	Sierra Pacific Power	826418BM6	2.600	05/01/26	05/01/26	1,350,000	1,410,319	1,302,615	(107,704)	3.61%	1370	0.52%
09/13/21	FHLB	3130A8XY4	1.880	09/11/26	09/11/26	1,000,000	1,051,760	960,310	(91,450)	2.90%	1503	0.39%
01/13/22	FHLB	3130A9YY1	2.130	12/11/26	12/11/26	3,800,000	3,910,845	3,685,126	(225,719)	2.87%	1594	1.48%
	Subtotal					\$234,219,042	\$238,730,231	\$229,388,827	\$ (9,341,404)	2.96%	599	92.37%
	Local Agency Investment Fund (LAIF)					19,153,765	19,153,765	18,937,568	(216,197)	1.09%	308	7.63%
	Subtotal					\$253,372,807	\$257,883,996	\$248,326,395	\$ (9,557,601)	2.81%	577	100.00%
	Operating Bank Balance						9,786,388					
	TOTAL						\$267,670,384					

Burbank-Glendale-Pasadena Airport Authority - Operating Account
Statement of Purchases - Maturities - Sales
As of 07/31/22

PURCHASES

Purchase Date	Type of Investment	CUSIP	Coupon	Maturity Date	Par Value	Purchase Price	Purchase Cost	Prepaid Interest
							\$ -	
							-	
							-	
							-	
							-	
							-	
							-	
							-	
TOTAL PURCHASES						\$ -	\$ -	\$ -

MATURITIES

Purchase Date	Type of Investment	CUSIP	Coupon	Maturity Date	Par Value	Purchase Price	Purchase Cost	Gain / (Loss)
08/01/17	Treasury Note	912828XQ8	2.000	07/31/22	\$ 9,850,000.00	98.54707	\$ 9,706,886.72	\$ 143,113.28
							-	-
							-	-
							-	-
TOTAL MATURITIES						\$ 9,850,000.00	\$ 9,706,886.72	\$ 143,113.28

SALES / REDEMPTIONS

Purchase Date	Type of Investment	CUSIP	Coupon	Maturity Date	Sale Date	Par Value	Sale Price	Sale Amount	Purchase Cost	Gain / (Loss)
								\$ -		\$ -
								-	-	-
								-	-	-
								-	-	-
TOTAL SALES						\$ -	\$ -	\$ -	\$ -	\$ -

Burbank-Glendale-Pasadena Airport Authority - Operating Account
Earnings Report
07/01/22-07/31/22

Type of Investment	Coupon	Maturity Date	Previous Accrual	Realized Interest For Period	Interest Paid At Purc/Recv	Current Accrual	Interest Earned	Amrt/Accrt For Period	Adjusted Total Int. Earned
FIXED INCOME									
Treasury Note	2.000	07/31/22	82,174.03	98,500.00	-	-	16,325.97	-	16,325.97
Procter & Gamble Company	2.150	08/11/22	10,660.42	-	-	12,944.79	2,284.37	(479.28)	1,805.09
John Deere Capital Corp	2.150	09/08/22	10,797.78	-	-	13,664.44	2,866.66	680.54	3,547.20
Merck & Co Inc	2.400	09/15/22	10,600.00	-	-	13,600.00	3,000.00	716.93	3,716.93
National Rural Utilities Coop	2.300	09/15/22	6,772.22	-	-	8,688.89	1,916.67	68.69	1,985.36
Treasury Note	1.875	09/30/22	43,007.17	-	-	57,498.72	14,491.55	497.49	14,989.04
FNMA	2.000	10/05/22	21,500.00	-	-	29,000.00	7,500.00	(1,196.87)	6,303.13
Bank of America Corp	3.300	01/11/23	34,283.33	36,300.00	-	4,033.33	6,050.00	(850.22)	5,199.78
Federal National Mortgage Association	2.375	01/19/23	51,300.00	57,000.00	-	3,800.00	9,500.00	(3,063.13)	6,436.87
JP Morgan Chase & CO	3.200	01/25/23	30,853.33	35,600.00	-	1,186.67	5,933.34	(1,301.59)	4,631.75
Treasury Note	2.375	01/31/23	41,608.43	49,875.00	-	271.06	8,537.63	(2,862.18)	5,675.45
Unitedhealth Group Inc	2.750	02/15/23	15,583.33	-	-	19,020.83	3,437.50	(359.23)	3,078.27
Federal Home Loan Banks	1.380	02/17/23	45,550.69	-	-	55,748.61	10,197.92	2,809.94	13,007.86
Pepsico Inc	2.750	03/01/23	11,916.67	-	-	14,895.83	2,979.16	(1,087.68)	1,891.48
Treasury Note	0.500	03/15/23	7,336.96	-	-	9,442.93	2,105.97	6,188.81	8,294.78
Treasury Note	2.750	04/30/23	31,737.09	-	-	47,605.64	15,868.55	(6,471.79)	9,396.76
Chevron Corp	2.300	05/11/23	5,535.72	-	-	8,900.57	3,364.85	(1,043.39)	2,321.46
Loews Corporation	2.625	05/15/23	5,702.08	-	-	9,420.83	3,718.75	(2,536.83)	1,181.92
Public Service Electric And Gas	2.375	05/15/23	3,414.06	-	-	5,640.63	2,226.57	(17.34)	2,209.23
Treasury Note	0.130	05/15/23	798.23	-	-	1,324.73	526.50	8,527.96	9,054.46
Simon Property Group LP	2.750	06/01/23	2,864.58	-	-	5,729.17	2,864.59	286.83	3,151.42
Federal Home Loan Mortgage Corp	2.750	06/19/23	5,729.17	-	-	20,052.08	14,322.91	(12,503.73)	1,819.18
FNMA	0.250	07/10/23	4,750.00	5,000.00	-	583.33	833.33	4,464.00	5,297.33
Treasury Note	0.130	07/31/23	2,346.34	2,812.50	-	15.29	481.45	3,949.63	4,431.08
FNMA	2.875	09/12/23	43,959.55	-	-	56,058.51	12,098.96	(5,735.95)	6,363.01
Treasury Note	2.875	09/30/23	48,961.41	-	-	65,459.27	16,497.86	(6,212.31)	10,285.55
Treasury Note	2.875	11/30/23	7,792.35	-	-	15,584.70	7,792.35	(6,506.85)	1,285.50
Citibank NA	3.650	01/23/24	32,038.89	36,500.00	-	1,622.22	6,083.33	(1,686.95)	4,396.38
IBM Corp	3.625	02/12/24	23,094.27	-	-	28,078.65	4,984.38	(4,029.71)	954.67
3M	1.710	02/14/24	3,553.30	-	-	5,947.92	2,394.62	(147.75)	2,246.87
Treasury Note	0.130	02/15/24	810.08	-	-	994.73	184.65	876.06	1,060.71
Metlife Inc	3.600	04/10/24	14,175.00	-	-	19,425.00	5,250.00	(4,306.21)	943.79
Comcast Corporation	3.700	04/15/24	13,278.89	-	-	18,520.56	5,241.67	(3,997.51)	1,244.16
Bank of New York Mellon Corp	3.400	05/15/24	8,254.44	-	-	13,637.78	5,383.34	(4,015.60)	1,367.74

Burbank-Glendale-Pasadena Airport Authority - Operating Account
Earnings Report
07/01/22-07/31/22

Type of Investment	Coupon	Maturity Date	Previous Accrual	Realized Interest For Period	Interest Paid At Purc/Recv	Current Accrual	Interest Earned	Amrt/Accrt For Period	Adjusted Total Int. Earned
Target Corporation	3.500	07/01/24	-	-	-	4,812.50	4,812.50	(2,829.54)	1,982.96
Bristol-Myers Squibb Co	2.900	07/26/24	22,475.00	26,100.00	-	725.00	4,350.00	(2,990.28)	1,359.72
Honeywell International Inc	2.300	08/15/24	13,902.22	-	-	16,968.89	3,066.67	(920.81)	2,145.86
Treasury Note	1.875	08/31/24	81,470.79	-	-	102,004.08	20,533.29	(15,197.95)	5,335.34
United Parcel Service INC	2.200	09/01/24	10,787.33	-	-	13,484.17	2,696.84	(1,963.41)	733.43
PNC Bank NA	3.300	10/30/24	9,645.63	-	-	14,389.38	4,743.75	(3,620.47)	1,123.28
FHLB	2.750	12/13/24	3,025.00	-	-	8,066.67	5,041.67	(2,349.15)	2,692.52
Treasury Note	1.000	12/15/24	874.32	-	-	2,568.31	1,693.99	669.93	2,363.92
Wisconsin Electric Power Company	2.050	12/15/24	1,230.00	-	-	3,536.25	2,306.25	(1,438.00)	868.25
FFCB	1.130	01/06/25	8,181.25	8,421.88	-	1,203.13	1,443.76	96.70	1,540.46
Federal National Mortgage Association	1.630	01/07/25	11,781.25	12,187.50	-	1,625.00	2,031.25	(750.00)	1,281.25
Apple Inc	2.750	01/13/25	21,816.67	23,375.00	-	2,337.50	3,895.83	252.50	4,148.33
US Bank NA/Cincinnati OH	2.050	01/21/25	18,222.22	20,500.00	-	1,138.89	3,416.67	(1,582.58)	1,834.09
FHLMC Reference Note	1.500	02/12/25	40,541.67	-	-	49,291.67	8,750.00	(2,042.08)	6,707.92
FFCB	1.750	02/25/25	10,718.75	-	-	13,270.83	2,552.08	(107.65)	2,444.43
Exxon Mobil Corp	2.709	03/06/25	14,278.69	-	-	18,003.56	3,724.87	(2,412.98)	1,311.89
FHLB	2.380	03/14/25	1,764.76	-	-	2,259.55	494.79	(417.25)	77.54
Ace InA Holdings Inc	3.150	03/15/25	16,463.13	-	-	21,122.50	4,659.37	(3,431.21)	1,228.16
Intel Corp	3.400	03/25/25	9,066.67	-	-	11,900.00	2,833.33	(1,810.58)	1,022.75
Treasury Note	0.050	03/31/25	2,890.71	-	-	3,864.75	974.04	309.70	1,283.74
Florida Power & Light Company	2.850	04/01/25	7,125.00	-	-	9,500.00	2,375.00	(1,471.36)	903.64
General Dynamics Corporation	3.250	04/01/25	2,031.25	-	-	2,708.33	677.08	(502.51)	174.57
Federal Home Loan Banks	0.500	04/14/25	7,486.11	-	-	10,402.78	2,916.67	(603.36)	2,313.31
Home Depot Inc	2.700	04/15/25	9,765.00	-	-	12,915.00	3,150.00	586.57	3,736.57
FNMA	0.630	04/22/25	10,002.60	-	-	14,351.56	4,348.96	2,424.92	6,773.88
Caterpillar Financial Services	3.400	05/13/25	7,253.33	-	-	11,786.67	4,533.34	(174.78)	4,358.56
General Dynamics Corporation	3.500	05/15/25	5,366.67	-	-	8,866.67	3,500.00	(2,496.87)	1,003.13
Qualcomm Incorporated	3.450	05/20/25	5,893.75	-	-	10,206.25	4,312.50	(1,436.10)	2,876.40
Pfizer Inc	0.800	05/28/25	1,393.33	-	-	2,660.00	1,266.67	838.65	2,105.32
Truist Financial Corp	2.285	06/09/25	1,913.78	-	-	5,196.09	3,282.31	-	3,282.31
Cisco Systems Inc	3.500	06/15/25	1,866.67	-	-	5,366.67	3,500.00	200.04	3,700.04
Treasury Note	0.250	06/30/25	61.14	-	-	1,956.52	1,895.38	775.64	2,671.02
Intel Corp	3.700	07/29/25	9,763.89	11,562.50	-	128.47	1,927.08	(1,231.79)	695.29
State Street Corporation	3.550	08/18/25	24,919.03	-	-	30,539.86	5,620.83	(4,086.89)	1,533.94
FNMA Benchmark Note	0.375	08/25/25	4,593.75	-	-	5,687.50	1,093.75	112.90	1,206.65

Burbank-Glendale-Pasadena Airport Authority - Operating Account
Earnings Report
07/01/22-07/31/22

Type of Investment	Coupon	Maturity Date	Previous Accrual	Realized Interest For Period	Interest Paid At Purc/Recv	Current Accrual	Interest Earned	Amrt/Accrt For Period	Adjusted Total Int. Earned
Burlington Northern Santa Fe LLC	NOTE 3.650	09/01/25	15,512.50	-	-	19,390.92	3,878.42	296.06	4,174.48
FNMA Benchmark Note	NOTE 0.500	11/07/25	9,000.00	-	-	14,000.00	5,000.00	3,189.17	8,189.17
Lockheed Martin Corporation	NOTE 3.550	01/15/26	14,634.28	15,868.50	-	1,410.53	2,644.75	(1,273.76)	1,370.99
Prudential Financial Inc	NOTE 1.500	03/10/26	8,671.88	-	-	11,015.63	2,343.75	(452.25)	1,891.50
Sierra Pacific Power	NOTE 2.600	05/01/26	5,850.00	-	-	8,775.00	2,925.00	(1,138.77)	1,786.23
FHLB	NOTE 1.880	09/11/26	5,729.17	-	-	7,291.67	1,562.50	(864.12)	698.38
FHLB	NOTE 2.130	12/11/26	4,486.11	-	-	11,215.28	6,729.17	(1,881.94)	4,847.23
Subtotal			\$ 1,145,195.11	\$ 439,602.88	\$ -	\$ 1,066,341.74	\$ 360,749.51	\$ (93,070.88)	\$ 267,678.63
CASH EQUIVALENTS									
Blackrock Liquidity Funds			-	1,124.93	-	-	1,124.93	-	1,124.93
Subtotal			\$ -	\$ 1,124.93	\$ -	\$ -	\$ 1,124.93	\$ -	\$ 1,124.93
LAIF									
Local Agency Investment Fund			35,792.85	35,792.85	-	17,715.10	17,715.10	-	17,715.10
TOTAL			\$ 1,180,987.96	\$ 476,520.66	\$ -	\$ 1,084,056.84	\$ 379,589.54	\$ (93,070.88)	\$ 286,518.66

Burbank-Glendale-Pasadena Airport Authority - PFC Account
Statement of Investments
As of 07/31/22

Purchase Date	Type of Investment	CUSIP	Coupon	Maturity Date	Eff Mat. Date	Par Value	Purchase Cost	Market Value	Unrealized Gain/Loss	YTM	Days to Eff. Mat.	% Mkt Value
07/31/22	Blackrock Liquidity Funds	09248U718	0.000	07/31/22	07/31/22	\$ 1,968,635	\$ 1,968,635	\$ 1,968,635	\$ -	2.37%	0	3.55%
02/16/22	Chevron Corp	166764BU3	2.300	05/11/23	08/11/22	400,000	403,540	400,448	(3,092)	3.53%	11	0.72%
11/01/19	Procter & Gamble Company	742718EU9	2.150	08/11/22	08/11/22	300,000	303,998	299,961	(4,037)	2.52%	11	0.54%
02/24/22	3M Co	88579YBE0	1.710	02/14/24	08/14/22	375,000	375,705	373,181	(2,524)	3.43%	14	0.67%
01/09/19	John Deere Capital Corp	24422ETV1	2.150	09/08/22	09/08/22	400,000	392,096	399,664	7,568	2.90%	39	0.72%
05/18/18	Merck & Co Inc	589331AT4	2.400	09/15/22	09/15/22	400,000	393,656	399,852	6,196	2.67%	46	0.72%
01/11/19	Treasury Note	9128282W9	1.875	09/30/22	09/30/22	1,225,000	1,201,813	1,223,898	22,085	2.39%	61	2.20%
03/03/22	Truist Financial Corp	89788MAF9	2.280	06/09/25	09/30/22	500,000	497,792	481,750	(16,042)	4.15%	61	0.87%
09/12/19	FNMA	3135G0T78	2.000	10/05/22	10/05/22	1,000,000	1,009,770	998,510	(11,260)	2.80%	66	1.80%
03/04/22	Treasury Note	91282CAX9	0.130	11/30/22	11/30/22	300,000	298,313	297,504	(809)	2.60%	122	0.54%
04/25/18	Bank of America Corp	06051GEU9	3.300	01/11/23	01/11/23	510,000	512,807	510,352	(2,455)	3.14%	164	0.92%
09/26/19	Federal National Mortgage Assoc	3135G0T94	2.375	01/19/23	01/19/23	1,750,000	1,791,413	1,744,785	(46,628)	3.01%	172	3.14%
03/20/19	JP Morgan Chase & CO	46625HJH4	3.200	01/25/23	01/25/23	510,000	518,383	510,510	(7,873)	3.00%	178	0.92%
08/22/19	Treasury Note	9128283U2	2.375	01/31/23	01/31/23	2,000,000	2,047,465	1,994,460	(53,005)	2.93%	184	3.59%
03/18/19	Unitedhealth Group Inc	91324PBZ4	2.750	02/15/23	02/15/23	390,000	392,376	389,341	(3,035)	3.06%	199	0.70%
04/05/22	Federal Home Loan Banks	3130AJE3	1.380	02/17/23	02/17/23	1,175,000	1,171,154	1,165,177	(5,977)	2.92%	201	2.10%
10/02/19	Pepsico Inc.	713448CG1	2.750	03/01/23	03/01/23	375,000	387,177	374,779	(12,398)	2.85%	213	0.68%
05/02/22	Treasury Note	912828ZD5	0.500	03/15/23	03/15/23	800,000	789,906	787,816	(2,090)	2.96%	227	1.42%
11/19/19	Treasury Note	9128284L1	2.750	04/30/23	04/30/23	2,000,000	2,070,830	1,996,100	(74,730)	3.01%	273	3.60%
11/03/20	Loews Corporation	540424AQ1	2.625	05/15/23	05/15/23	425,000	441,638	423,946	(17,692)	2.96%	288	0.76%
06/06/19	Public Service Electric And Gas	74456QBC9	2.375	05/15/23	05/15/23	300,000	302,050	297,753	(4,297)	3.34%	288	0.54%
05/02/22	Treasury Note	912828ZP8	0.130	05/15/23	05/15/23	800,000	783,406	782,280	(1,126)	2.96%	288	1.41%
02/04/19	Simon Property Group LP	828807DD6	2.750	06/01/23	06/01/23	300,000	298,333	298,350	17	3.42%	305	0.54%
02/19/20	FHLMC	3137EAE5	2.750	06/19/23	06/19/23	1,875,000	1,984,696	1,868,794	(115,902)	3.13%	323	3.37%
03/14/22	FNMA	3135G05G4	0.250	07/10/23	07/10/23	1,200,000	1,178,796	1,168,644	(10,152)	3.07%	344	2.11%
01/31/22	Treasury Note	91282CCN9	0.130	07/31/23	07/01/23	2,000,000	1,971,406	1,943,980	(27,426)	2.97%	335	3.50%
01/21/20	FNMA	3135G0U43	2.875	09/12/23	09/12/23	1,400,000	1,464,189	1,398,992	(65,197)	2.94%	408	2.52%
07/31/19	Treasury Note	9128285D8	2.875	09/30/23	09/30/23	1,875,000	1,959,890	1,872,356	(87,534)	3.00%	426	3.37%
02/19/20	Treasury Note	9128285P1	2.875	11/30/23	11/30/23	800,000	856,141	798,904	(57,237)	2.98%	487	1.44%
03/20/19	Citibank NA	17325FAS7	3.650	01/23/24	01/23/24	300,000	307,317	301,665	(5,652)	3.28%	541	0.54%
03/26/21	IBM Corp	459200HU8	3.625	02/12/24	02/12/24	410,000	441,862	411,837	(30,025)	3.32%	561	0.74%
04/30/21	Treasury Note	91282CBM2	0.125	02/15/24	02/15/24	1,750,000	1,737,221	1,676,238	(60,983)	2.93%	564	3.02%

Burbank-Glendale-Pasadena Airport Authority - PFC Account
Statement of Investments
As of 07/31/22

Purchase Date	Type of Investment	CUSIP	Coupon	Maturity Date	Eff Mat. Date	Par Value	Purchase Cost	Market Value	Unrealized Gain/Loss	YTM	Days to Eff. Mat.	% Mkt Value
04/26/21	Mellife Inc	59156RBH0	3.600	04/10/24	04/10/24	425,000	460,084	429,101	(30,983)	3.01%	619	0.77%
09/25/20	Comcast Corporation	20030NCR0	3.700	04/15/24	04/15/24	425,000	465,452	428,438	(37,014)	3.21%	624	0.77%
03/16/21	Bank of New York Mellon Corp	06406HCV9	3.400	05/15/24	05/15/24	475,000	510,244	474,862	(35,382)	3.44%	654	0.86%
01/18/22	Target Corporation	87612EBD7	3.500	07/01/24	07/01/24	425,000	446,008	428,710	(17,298)	3.03%	701	0.77%
11/03/20	Bristol-Myers Squibb Co	110122CM8	2.900	07/26/24	07/26/24	450,000	480,768	449,375	(31,393)	2.97%	726	0.81%
10/31/19	Honeywell International Inc	438516BW5	2.300	08/15/24	08/15/24	390,000	399,138	384,361	(14,777)	3.03%	746	0.69%
06/30/21	Treasury Note	9128282U3	1.875	08/31/24	08/31/24	1,600,000	1,669,813	1,566,624	(103,189)	2.91%	762	2.82%
05/20/21	United Parcel Service	911312BT2	2.200	09/01/24	09/01/24	374,000	391,124	368,390	(22,734)	2.95%	763	0.66%
02/12/20	PNC Funding Corp	69353REF1	3.300	10/30/24	10/30/24	325,000	345,449	322,923	(22,526)	3.60%	822	0.58%
09/24/20	Wisconsin Electric Power Company	976656CL0	2.050	12/15/24	12/15/24	350,000	368,382	340,134	(28,248)	3.29%	868	0.61%
01/06/22	FFCB	3133ENKS8	1.130	01/06/25	01/06/25	460,000	458,965	440,137	(18,828)	2.98%	890	0.79%
12/10/21	FNMA	3135G0X24	1.630	01/07/25	01/07/25	1,750,000	1,782,200	1,697,658	(84,542)	2.90%	891	3.06%
05/11/22	Apple Inc	037833DF4	2.750	01/13/25	01/13/25	425,000	422,980	423,122	142	2.94%	897	0.76%
02/17/22	US Bancorp	90331HPL1	2.050	01/21/25	01/21/25	475,000	475,751	460,104	(15,647)	3.38%	905	0.83%
01/06/22	FHLMC Reference Note	3137EAP0	1.500	02/12/25	02/12/25	1,750,000	1,765,705	1,691,953	(73,752)	2.88%	927	3.05%
03/04/22	FFCB	3133ENPY0	1.750	02/25/25	02/25/25	1,250,000	1,252,738	1,212,875	(39,863)	2.96%	940	2.18%
12/22/20	Exxon Mobil Corp	30231GAF9	2.709	03/06/25	03/06/25	400,000	426,156	395,900	(30,256)	3.12%	949	0.71%
11/03/20	Ace InA Holdings Inc	00440EAS6	3.150	03/15/25	03/15/25	435,000	474,791	433,882	(40,909)	3.25%	958	0.78%
09/30/21	Treasury Note	912828ZF0	0.050	03/31/25	03/31/25	1,600,000	1,591,125	1,503,504	(87,621)	2.86%	974	2.71%
02/12/21	General Dynamics Corporation	369550BK3	3.250	04/01/25	04/01/25	50,000	54,979	50,147	(4,832)	3.13%	975	0.09%
09/28/20	Federal Home Loan Banks	3130AJHU6	0.500	04/14/25	04/14/25	1,450,000	1,453,984	1,361,594	(92,390)	2.86%	988	2.45%
05/04/22	Home Depot Inc	437076CM2	2.700	04/15/25	04/15/25	425,000	418,714	420,482	1,768	3.11%	989	0.76%
12/01/21	FNMA	3135G03U5	0.630	04/22/25	04/22/25	900,000	889,371	846,945	(42,426)	2.89%	996	1.53%
06/06/22	Caterpillar Financial Services	14913R2V8	3.400	05/13/25	05/13/25	425,000	426,632	427,729	1,097	3.16%	1017	0.77%
05/11/21	General Dynamics Corporation	369550BG2	3.500	05/15/25	05/15/25	315,000	345,259	318,279	(26,980)	3.11%	1019	0.57%
02/10/22	Qualcomm Incorporated	747525AF0	3.450	05/20/25	05/20/25	350,000	363,136	352,156	(10,980)	3.22%	1024	0.63%
12/15/21	Pfizer Inc	717081EX7	0.800	05/28/25	05/28/25	475,000	466,704	449,483	(17,221)	2.79%	1032	0.81%
06/15/22	Cisco Systems Inc	17275RAW2	3.500	06/15/25	06/15/25	400,000	397,604	406,732	9,128	2.89%	1050	0.73%
11/17/20	Treasury Note	912828ZW3	0.250	06/30/25	06/30/25	1,750,000	1,710,434	1,623,808	(86,626)	2.84%	1065	2.93%
09/25/20	Intel Corp	458140AS9	3.700	07/29/25	07/29/25	400,000	447,034	405,700	(41,334)	3.20%	1094	0.73%
09/24/20	State Street Corporation	857477AT0	3.550	08/18/25	08/18/25	475,000	531,316	478,453	(52,863)	3.30%	1114	0.86%
06/14/22	Burlington Northern Santa Fe LLC	12189LAY7	3.650	09/01/25	09/01/25	325,000	322,094	329,531	7,437	3.17%	1128	0.59%

Burbank-Glendale-Pasadena Airport Authority - PFC Account													
Statement of Investments													
As of 07/31/22													
Purchase Date	Type of Investment	CUSIP	Coupon	Maturity Date	Eff Mat. Date	Par Value	Purchase Cost	Market Value	Unrealized Gain/Loss	YTM	Days to Eff. Mat.	% Mkt Value	
11/17/20	FNMA Benchmark Note	3135G06G3	0.500	11/07/25	11/07/25	3,155,000	3,140,116	2,924,117	(215,999)	2.86%	1195	5.27%	
06/30/21	Lockheed Martin Corporation	539830BH1	3.550	01/15/26	01/15/26	375,000	413,077	381,338	(31,739)	3.03%	1264	0.69%	
08/30/21	Prudential Financial Inc	74432QCH6	1.500	03/10/26	03/10/26	450,000	455,337	421,034	(34,303)	3.41%	1318	0.76%	
11/29/21	Sierra Pacific Power	826418BM6	2.600	05/01/26	05/01/26	350,000	365,596	337,715	(27,881)	3.61%	1370	0.61%	
09/13/21	FHLB	3130A8XY4	1.880	09/11/26	09/11/26	300,000	315,527	288,093	(27,434)	2.90%	1503	0.52%	
01/13/22	FHLB	3130A9YY1	2.130	12/11/26	12/11/26	700,000	720,418	678,839	(41,579)	2.87%	1594	1.22%	
	Subtotal					\$ 56,667,635	\$ 57,677,979	\$ 55,514,690	\$ (2,163,289)	2.97%	598	100.00%	
PFC Bank Balance													
	TOTAL						2,719,613						
							\$ 60,397,592						

Burbank-Glendale-Pasadena Airport Authority - PFC Account
Statement of Purchases - Maturities - Sales
As of 07/31/22

Burbank-Glendale-Pasadena Airport Authority - PFC Account												
Statement of Purchases - Maturities - Sales												
As of 07/31/22												
PURCHASES												
Purchase Date	Type of Investment	CUSIP	Coupon	Maturity Date	Par Value	Purchase Price	Purchase Cost	Purchased Interest	Prepaid Interest			
TOTAL PURCHASES												
MATURITIES												
Purchase Date	Type of Investment	CUSIP	Coupon	Maturity Date	Par Value	Purchase Price	Purchase Cost	Gain / (Loss)				
12/31/18	Treasury Note	912828XQ8	2.000	07/31/22	\$ 1,425,000.00	98.63740	\$ 1,405,583.00	\$ 19,417.00				
TOTAL MATURITIES												
SALES / REDEMPTIONS / DELIVERS												
Purchase Date	Type of Investment	CUSIP	Coupon	Maturity Date	Sale Date	Par Value	Sale Price	Sale Amount	Purchase Cost	Gain / (Loss)		
TOTAL SALES / REDEMPTIONS / DELIVERS												

Burbank-Glendale-Pasadena Airport Authority - PFC Account
Earnings Report
07/01/22-07-31/22

Type of Investment	Type	Coupon	Maturity Date	Previous Accrual	Realized Interest For Period	Interest Paid At Purc/Recv	Current Accrual	Interest Earned	Amrt/Accrt For Period	Adjusted Total Int. Earned
FIXED INCOME										
Treasury Note	NOTE	2.000	07/31/22	11,888.12	14,250.00	-	-	2,361.88	-	2,361.88
Procter & Gamble Company	NOTE	2.150	08/11/22	2,508.33	-	-	3,045.83	537.50	(125.06)	412.44
John Deere Capital Corp	NOTE	2.150	09/08/22	2,699.44	-	-	3,416.11	716.67	71.58	788.25
Merck & Co Inc	NOTE	2.400	09/15/22	2,826.67	-	-	3,626.67	800.00	25.12	825.12
Treasury Note	NOTE	1.875	09/30/22	5,773.57	-	-	7,719.01	1,945.44	568.37	2,513.81
FNMA	NOTE	2.000	10/05/22	4,777.78	-	-	6,444.44	1,666.66	(265.97)	1,400.69
Treasury Note	NOTE	0.130	11/30/22	31.76	-	-	63.52	31.76	195.20	226.96
Bank of America Corp	NOTE	3.300	01/11/23	7,947.50	8,415.00	-	935.00	1,402.50	(262.78)	1,139.72
Federal National Mortgage Assoc	NOTE	2.375	01/19/23	18,703.13	20,781.25	-	1,385.42	3,463.54	(1,066.94)	2,396.60
JP Morgan Chase & CO	NOTE	3.200	01/25/23	7,072.00	8,160.00	-	272.00	1,360.00	(322.15)	1,037.85
Treasury Note	NOTE	2.375	01/31/23	19,813.54	23,750.02	-	129.08	4,065.56	(1,500.06)	2,565.50
Unitedhealth Group Inc	NOTE	2.750	02/15/23	4,051.67	-	-	4,945.42	893.75	(119.82)	773.93
Federal Home Loan Banks	NOTE	1.380	02/17/23	6,013.72	-	-	7,360.07	1,346.35	370.97	1,717.32
Pepsico Inc.	NOTE	2.750	03/01/23	3,437.50	-	-	4,296.87	859.37	(386.32)	473.05
Treasury Note	NOTE	0.500	03/15/23	1,173.91	-	-	1,510.87	336.96	990.21	1,327.17
Treasury Note	NOTE	2.750	04/30/23	9,266.30	-	-	13,899.46	4,633.16	(1,878.22)	2,754.94
Chevron Corp	NOTE	2.300	05/11/23	1,302.52	-	-	2,094.25	791.73	(245.50)	546.23
Loews Corporation	NOTE	2.625	05/15/23	1,425.52	-	-	2,355.21	929.69	(594.28)	335.41
Public Service Electric And Gas	NOTE	2.375	05/15/23	910.42	-	-	1,504.17	593.75	(60.22)	533.53
Treasury Note	NOTE	0.130	05/15/23	127.72	-	-	211.96	84.24	1,364.47	1,448.71
Simon Property Group LP	NOTE	2.750	06/01/23	687.50	-	-	1,375.00	687.50	24.74	712.24
FHLMC	NOTE	2.750	06/19/23	1,718.75	-	-	6,015.62	4,296.87	(2,796.51)	1,500.36
FNMA	NOTE	0.250	07/10/23	1,425.00	1,500.00	-	175.00	250.00	1,339.20	1,589.20
Treasury Note	NOTE	0.130	07/31/23	1,042.82	1,250.00	-	6.79	213.97	1,658.14	1,872.11
FNMA	NOTE	2.875	09/12/23	12,186.81	-	-	15,540.97	3,354.16	(1,469.98)	1,884.18
Treasury Note	NOTE	2.875	09/30/23	13,550.20	-	-	18,116.03	4,565.83	(1,818.51)	2,747.32
Treasury Note	NOTE	2.875	11/30/23	1,948.09	-	-	3,896.17	1,948.08	(1,277.00)	671.08
Citibank NA	NOTE	3.650	01/23/24	4,805.83	5,475.00	-	243.33	912.50	(123.62)	788.88
IBM Corp	NOTE	3.625	02/12/24	5,738.58	-	-	6,977.12	1,238.54	(980.71)	257.83
Treasury Note	NOTE	0.125	02/15/24	821.82	-	-	1,009.15	187.33	450.62	637.95
3M Co	NOTE	1.710	02/14/24	819.99	-	-	1,372.60	552.61	(34.10)	518.51
Metlife Inc	NOTE	3.600	04/10/24	3,442.50	-	-	4,717.50	1,275.00	(1,031.18)	243.82
Comcast Corporation	NOTE	3.700	04/15/24	3,319.72	-	-	4,630.14	1,310.42	(1,025.64)	284.78

Burbank-Glendale-Pasadena Airport Authority - PFC Account
Earnings Report
07/01/22-07/31/22

Type of Investment	Type	Coupon	Maturity Date	Previous Accrual	Realized Interest For Period	Interest Paid At Purc/Recv	Current Accrual	Interest Earned	Amrt/Accrt For Period	Adjusted Total Int. Earned
Bank of New York Mellon Corp	NOTE	3.400	05/15/24	2,063.61	-	-	3,409.44	1,345.83	(988.67)	357.16
Target Corporation	NOTE	3.500	07/01/24	-	-	-	1,239.58	1,239.58	(719.16)	520.42
Bristol-Myers Squibb Co	NOTE	2.900	07/26/24	5,618.75	6,525.00	-	181.25	1,087.50	(734.97)	352.53
Honeywell International Inc	NOTE	2.300	08/15/24	3,388.67	-	-	4,136.17	747.50	(194.99)	552.51
Treasury Note	NOTE	1.875	08/31/24	10,027.17	-	-	12,554.35	2,527.18	(1,870.52)	656.66
United Parcel Service	NOTE	2.200	09/01/24	2,742.67	-	-	3,428.33	685.66	(478.18)	207.48
PNC Funding Corp	NOTE	3.300	10/30/24	1,817.29	-	-	2,711.04	893.75	(359.06)	534.69
Wisconsin Electric Power Company	NOTE	2.050	12/15/24	318.89	-	-	916.81	597.92	(377.41)	220.51
FFCB	NOTE	1.130	01/06/25	2,443.75	2,515.63	-	359.38	431.26	28.88	460.14
FNMA	NOTE	1.630	01/07/25	13,744.79	14,218.75	-	1,895.83	2,369.79	(875.00)	1,494.79
Apple Inc	NOTE	2.750	01/13/25	5,454.17	5,843.75	-	584.38	973.96	63.13	1,037.09
US Bancorp	NOTE	2.050	01/21/25	4,327.78	4,868.75	-	270.49	811.46	(21.46)	790.00
FHLMC Reference Note	NOTE	1.500	02/12/25	10,135.42	-	-	12,322.92	2,187.50	(423.98)	1,763.52
FFCB	NOTE	1.750	02/25/25	7,656.25	-	-	9,479.17	1,822.92	(76.90)	1,746.02
Exxon Mobil Corp	NOTE	2.709	03/06/25	3,461.50	-	-	4,364.50	903.00	(554.63)	348.37
Ace InA Holdings Inc	NOTE	3.150	03/15/25	4,034.63	-	-	5,176.50	1,141.87	(796.61)	345.26
Treasury Note	NOTE	0.050	03/31/25	2,010.93	-	-	2,688.52	677.59	215.45	893.04
General Dynamics Corporation	NOTE	3.250	04/01/25	406.25	-	-	541.67	135.42	(100.50)	34.92
Federal Home Loan Banks	NOTE	0.500	04/14/25	1,550.69	-	-	2,154.86	604.17	(74.30)	529.87
Home Depot Inc	NOTE	2.700	04/15/25	2,964.38	-	-	3,920.63	956.25	178.07	1,134.32
FNMA	NOTE	0.630	04/22/25	1,078.13	-	-	1,546.88	468.75	261.37	730.12
Caterpillar Financial Services	NOTE	3.400	05/13/25	1,926.67	-	-	3,130.83	1,204.16	(46.43)	1,157.73
General Dynamics Corporation	NOTE	3.500	05/15/25	1,408.75	-	-	2,327.50	918.75	(641.35)	277.40
Qualcomm Incorporated	NOTE	3.450	05/20/25	1,375.21	-	-	2,381.46	1,006.25	(335.09)	671.16
Pfizer Inc	NOTE	0.800	05/28/25	348.33	-	-	665.00	316.67	204.10	520.77
Truist Financial Corp	NOTE	2.280	06/09/25	478.45	-	-	1,299.02	820.57	-	820.57
Cisco Systems Inc	NOTE	3.500	06/15/25	622.22	-	-	1,788.89	1,166.67	66.68	1,233.35
Treasury Note	NOTE	0.250	06/30/25	11.89	-	-	380.43	368.54	933.67	1,302.21
Intel Corp	NOTE	3.700	07/29/25	6,248.89	7,400.00	-	82.22	1,233.33	(837.37)	395.96
State Street Corporation	NOTE	3.550	08/18/25	6,229.76	-	-	7,634.97	1,405.21	(1,012.80)	392.41
Burlington Northern Santa Fe LLC	NOTE	3.650	09/01/25	3,954.17	-	-	4,942.71	988.54	75.47	1,064.01
FNMA Benchmark Note	NOTE	0.500	11/07/25	2,366.25	-	-	3,680.83	1,314.58	311.02	1,625.60
Lockheed Martin Corporation	NOTE	3.550	01/15/26	6,138.54	6,656.25	-	591.67	1,109.38	(352.49)	756.89
Prudential Financial Inc	NOTE	1.500	03/10/26	2,081.25	-	-	2,643.75	562.50	(98.18)	464.32

Burbank-Glendale-Pasadena Airport Authority - PFC Account
Earnings Report
07/01/22-07/31/22

Type of Investment	Type	Coupon	Maturity Date	Previous Accrual	Realized Interest For Period	Interest Paid At Purc/Recv	Current Accrual	Interest Earned	Amrt/Accrt For Period	Adjusted Total Int. Earned
Sierra Pacific Power	NOTE	2.600	05/01/26	1,516.67	-	-	2,275.00	758.33	(294.61)	463.72
FHLB	NOTE	1.880	09/11/26	1,718.75	-	-	2,187.50	468.75	(259.24)	209.51
FHLB	NOTE	2.130	12/11/26	826.39	-	-	2,065.97	1,239.58	(346.67)	892.91
	Subtotal			\$ 285,756.64	\$ 131,609.40	\$ -	\$ 241,251.23	\$ 87,103.99	\$ (20,858.68)	\$ 66,245.31
CASH EQUIVALENTS										
Blackrock Liquidity Funds				-	425.62	-	-	425.62	-	425.62
	Subtotal			\$ -	\$ 425.62	\$ -	\$ -	\$ 425.62	\$ -	\$ 425.62
	TOTAL			\$ 285,756.64	\$ 132,035.02	\$ -	\$ 241,251.23	\$ 87,529.61	\$ (20,858.68)	\$ 66,670.93

BURBANK-GLENDALE-PASADENA AIRPORT AUTHORITY

**SCHEDULE OF CASH RECEIPTS AND DISBURSEMENTS
MONTH AND ONE MONTH ENDED JULY 31, 2022 & 2021**

July 2022									
Monthly Performance					Fiscal YTD Performance (July 2022)				
A	B	C	D	E	F	G	H	I	J
Actual \$ Jul 2022	Budget Jul 2022	Actual \$ Jul 2021	Note	Variance Actual Vs. Budget	Fiscal YTD	Fiscal YTD Budget	Prior Year Fiscal YTD	Note	Variance Actual Vs. Budget
OPERATING ACTIVITY									
CASH RECEIPTS FROM OPERATIONS									
1	\$476,853	\$390,192	(2)	\$86,661	\$476,853	\$390,192	\$304,342	(2)	\$86,661
2	2,299,165	2,092,575	(3)	206,590	2,299,165	2,092,575	1,832,644	(3)	206,590
3	1,329,769	1,189,247	(4)	140,522	1,329,769	1,189,247	1,294,791	(4)	140,522
4	1,289,968	1,281,226	(5)	8,742	1,289,968	1,281,226	1,212,171	(5)	8,742
5	291,511	179,559	(6)	111,952	291,511	179,559	158,295	(6)	111,952
6	93,553	85,984	(7)	7,569	93,553	85,984	(4,090)	(7)	7,569
7	619,634	295,833	(8)	323,801	619,634	295,833	583,762	(8)	323,801
8	\$6,400,453	\$5,514,616	(1)	\$885,837	\$6,400,453	\$5,514,616	\$5,381,915	(1)	\$885,837
CASH DISBURSEMENTS FROM OPERATIONS									
9	(\$76,401)	(\$119,072)	(10)	\$42,671	(\$76,401)	(\$119,072)	(\$102,234)	(10)	\$42,671
10	(273,423)	(284,792)	(11)	11,369	(273,423)	(284,792)	(295,731)	(11)	11,369
11	(2,409,107)	(2,649,764)	(12)	240,657	(2,409,107)	(2,649,764)	(2,145,668)	(12)	240,657
12	(1,851,419)	(2,093,309)	(13)	241,890	(1,851,419)	(2,093,309)	(1,795,883)	(13)	241,890
13	(663,788)	(594,156)	(14)	(69,632)	(663,788)	(594,156)	(725,212)	(14)	(69,632)
14	(39,360)	(45,507)	(15)	6,147	(39,360)	(45,507)	(18,588)	(15)	6,147
15	(380,375)	(380,375)	(16)	0	(380,375)	(380,375)	(380,125)	(16)	(116,199)
16	(788,813)	(672,614)	(17)	\$356,903	(788,813)	(672,614)	(393,682)	(17)	\$356,903
17	(\$6,482,686)	(\$6,839,589)	(9)		(\$6,482,686)	(\$6,839,589)	(\$5,857,123)	(9)	
18	(\$82,233)	(\$1,324,973)		\$1,242,740	(\$82,233)	(\$1,324,973)	(\$475,208)		\$1,242,740
FACILITY IMPROVEMENT TRANSACTIONS									
CASH DISBURSEMENTS									
19	\$0	\$0	(17)	\$0	\$0	\$0	(\$168)	(17)	\$0
20	(407,869)	(410,000)	(18)	2,131	(407,869)	(410,000)	(9,803)	(18)	2,131
21	(165,223)	(579,000)	(19)	413,777	(165,223)	(579,000)	(19,959)	(19)	413,777
22	(\$573,092)	(\$989,000)		\$415,908	(\$573,092)	(\$989,000)	(\$29,930)		\$415,908
23	\$0	\$0	(17)	\$0	\$0	\$0	\$0	(17)	\$0
24	0	40,295	(20)	(\$40,295)	0	40,295	107,689	(20)	(40,295)
25	1,206,871	369,705	(21)	\$837,166	1,206,871	369,705	0	(21)	\$837,166
26	\$1,206,871	\$410,000		\$796,871	\$1,206,871	\$410,000	\$107,689		\$796,871
27	\$633,779	(\$579,000)		\$1,212,779	\$633,779	(\$579,000)	\$77,759		\$1,212,779
FEDERAL RELIEF GRANT FUNDS									
28	\$0	\$318,155	(22)	(\$318,155)	\$0	\$318,155	\$1,345,670	(22)	(\$318,155)
29	\$0	\$318,155		(\$318,155)	\$0	\$318,155	\$1,345,670		(\$318,155)
30	\$551,546	(\$1,585,818)		\$2,137,364	\$551,546	(\$1,585,818)	\$948,221		\$2,137,364

BURBANK-GLENDALE-PASADENA AIRPORT AUTHORITY

NOTES TO SCHEDULE OF CASH RECEIPTS AND DISBURSEMENTS

MONTH AND ONE MONTH ENDED JULY 31, 2022 & 2021

General Comments

The Schedule of Cash Receipts and Disbursements ("Schedule") represents the cash basis activity for the month and fiscal year-to-date ("FYTD") compared to the allocation of the annual adopted budget.

The Schedule consists of two sections: Operating Activity and Facility Improvement Transactions. Receipts are shown as positive amounts and disbursements as negative amounts. Favorable budget variances are shown as positive amounts and unfavorable variances as negative amounts. Because this Schedule is on a cash basis, cash timing differences may contribute to budget variances.

The Operating Activity receipts include charges for services (parking, landing fees and concessions), tenant rents, fuel flowage fees, other revenues and investment receipts. The Operating Activity disbursements include costs of services, materials, contracts, personnel and debt service.

Facility Improvement Transactions represent the activity for the Authority's capital program, which consists of Other Facility Improvement Program Projects and the Noise Mitigation Program.

The FY 2023 Capital Program expenditures are primarily funded by the following sources:

- FAA-approved Passenger Facility Charge ("PFC") program receipts/reserves;
- Grants; and
- Operating Revenues

The FY 2023 Replacement Passenger Terminal Project expenditures are initially funded with Airport Reserves and will be reimbursed through future interim financing, which is expected to be completed before June 30, 2023.

The notes below provide additional information regarding the performance results detailed in the "Schedule of Cash Receipts and Disbursements."

A Supplemental Schedule of Cash Receipts and Disbursements reflecting the activities related to the 2012 Bond debt service and repayment to the Authority of the loans provided to the Rent-A-Car Companies ("RACs") for the Regional Intermodal Transportation Center / Consolidated Rental Car Facility is also presented.

The Adopted FY 2023 Budget includes the use of \$3.8 million in federal relief funds to support the 2015 Bond debt service.

NOTE (1) - Cash Receipts from Operations

Cash receipts from operations exceed the budget in July. On an accrual basis, operating revenues exceed the budget in July by \$900,421. See notes 2 through 8 for additional information regarding operating receipts.

NOTE (2) - Landing/Fuel Fees

Landing Fees are based on landed weight of the aircraft. Fuel fees are charged at a rate of \$0.05 a gallon to non-signatory air carriers for fuel loaded at BUR. On an accrual basis, Landing Fees combined with Fuel Flowage Fees exceed the budget by \$49,978 in July.

(Continued)

BURBANK-GLENDALE-PASADENA AIRPORT AUTHORITY

NOTES TO SCHEDULE OF CASH RECEIPTS AND DISBURSEMENTS MONTH AND ONE MONTH ENDED JULY 31, 2022 & 2021

NOTE (3) – Parking Fees

Parking fee revenues performed above the budget forecast. Accrual basis Parking Fees are \$422,179 ahead of budget in July.

NOTE (4) – Rental/Concession Receipts - Terminal Building

Terminal Building rental/concession receipts exceed the budget in July. Accrual basis Terminal Building rents/concessions exceed the budget by \$244,086 in July.

NOTE (5) – Rental Receipts - Other Buildings

Other Buildings rental receipts exceed the budget in July partially due to the timing of receipts. Accrual basis Other Building rents are \$55,003 ahead of budget in July due to CPI adjustments.

NOTE (6) – Ground Transportation

This category consists of off-airport access fees and TNC activity. Accrual basis Ground Transportation receipts exceed the budget by \$112,630 in July.

NOTE (7) – Other Receipts

This category consists primarily of filming, TSA LEO reimbursements, fingerprint/badge renewal fees, noise fees, access fees, and ground handling services for the airlines. Accrual basis Other Receipts are \$16,950 ahead of budget in July.

NOTE (8) – Investment Receipts - Treasurer

This line item represents cash received from the investment of funds. These receipts fluctuate in response to interest rate and portfolio balance changes, the timing of coupon payments and individual investment maturities. Accrual basis investment income is under budget by \$405 in July.

NOTE (9) – Cash Disbursements from Operations

Overall operating disbursements on a cash basis and accrual basis are favorably under the budget in July. See additional information on operating disbursement in notes 10 through 16.

NOTE (10) – Administrative Supplies & Costs

This line item includes office supplies, printing, postage and delivery, office equipment service and lease, recruiting, membership, uniform, Commission meeting, conference and training costs.

NOTE (11) – Operating Supplies & Maintenance

This line item includes utilities, fuel, general repairs and maintenance, landscaping, supplies and telephone costs.

NOTE (12) – Contractual Operating Costs

This line item includes various contractual operating costs such as ARFF services, janitorial services, systems and vehicle repair, parking operations and the TBI Airport Management contract costs.

(Continued)

BURBANK-GLENDALE-PASADENA AIRPORT AUTHORITY

NOTES TO SCHEDULE OF CASH RECEIPTS AND DISBURSEMENTS MONTH AND ONE MONTH ENDED JULY 31, 2022 & 2021

NOTE (13) – Contractual Professional Services

This line item includes various professional services such as legal, auditing, noise, financial and insurance.

NOTE (14) – Wages and Benefits

Wages and Benefits consist of payroll and fringe benefit costs for the Airport Police officers, and include the impact of the terms of the Memorandum of Understanding effective February 2020. Wages and Benefits include overtime for film location services which are recovered through the related film revenue.

NOTE (15) – Other Operating Costs

This line item primarily includes public relations/advertising, air service retention, and license/permit fees.

NOTE (16) – Parking Tax

The 12% City of Burbank parking tax is paid quarterly for the prior three-month period. July 2022 remittance, in the amount of \$788,813, covers parking activity for the months of April, May and June 2022.

NOTE (17) – Noise Mitigation Program

FAA Grants are budgeted to partially fund the Part 150 Update project. A RFP for the Part 150 Update is anticipated to be issued in 3rd Quarter FY 2023.

NOTE (18) – Other Facility Improvement Program Projects

Other Facility Improvement Program Projects costs on a cash basis are under budget in July by \$2,131.

NOTE (19) – Replacement Passenger Terminal Project

The Authority has programmed \$34,225,000 from Airport Reserves to fund the Replacement Passenger Terminal Project. The Airport Reserves will be reimbursed through future interim financing. The majority of the cash expenditures in July (\$165,223) is related to Jacobs Project Management services (\$122,466).

NOTE (20) – FAA Grants – Other Facility Improvement Program Projects

FAA Grants are budgeted to partially fund the Taxiway C Pavement Rehabilitation project.

NOTE (21) – Passenger Facility Charge Receipts/Reserves

A number of capital projects are budgeted to be funded or partially funded by Passenger Facility Charges, including the Taxiway C Pavement Rehabilitation Project, the Airfield Lighting Vault Project, the Runway 8 PAPI Relocation Project and the Part 150 Update Project. July receipts, in the amount of \$1,206,871, represent reimbursement of FY 2022 costs of the Taxiway A Rehabilitation Project which was completed early FY 2023.

NOTE (22) – Federal Relief Grant Funds

The Adopted FY 2023 Budget includes the use of \$3.8 million in federal relief funds to support the 2015 bond debt service.

BURBANK-GLENDALE-PASADENA AIRPORT AUTHORITY
SUPPLEMENTAL SCHEDULE OF CASH RECEIPTS AND DISBURSEMENTS

	Monthly Performance					July 2022							Fiscal YTD Performance (July 2022)							
	A	B	C	D	E						F	G	H		I	J				
						Actual \$	Prior Year	Note	Variance	Actual \$			Prior Year							
														Budget			Jul 2022	Jul 2021	Actual Vs. Budget	Fiscal YTD
Actual \$ Jul 2022	Budget Jul 2022																			
31	\$437,240	\$352,941	\$335,981	(1)	\$84,299	Customer Facility Charge Receipts	\$437,240	\$352,941	\$335,981	(1)	\$84,299									
32	0	42,416	232,950	(2)	(42,416)	Federal Relief Grant Funds - 2012 Bond Debt Service	0	42,416	232,950	(2)	(42,416)									
33	86,364	90,967	85,913	(3)	(4,603)	Facility Rent	86,364	90,967	85,913	(3)	(4,603)									
34	(486,324)	(486,324)	(486,246)		0	Payments to Bond Trustee for 2012 Bond Debt Service	(486,324)	(486,324)	(486,246)		0									
	\$37,280	\$0	\$168,598	(4)	\$37,280		\$37,280	\$0	\$168,598	(4)	\$37,280									

General Comments

The debt service on the 2012 Revenue Bonds and the repayment to the Authority of the loans to the Rent-A-Car Companies ("RACs") is payable from Customer Facility Charges ("CFCs") and Facility Rents. Under the terms of the Bond Indenture, as amended, all CFCs collected subsequent to July 1, 2014 are remitted to the Bond Trustee for the 2012 Bond Debt Service.

On July 1, 2014, the terms and conditions of the Non-Exclusive Concession and Lease Agreement with the respective Rent-A-Car Companies became effective, including the collection of Facility Rent.

Note (1) -- Customer Facility Charge ("CFC") Receipts

CFCs of \$6 per day per transaction, up to a maximum of five days, are collected and applied to the 2012 Bond Debt Service.

Note (2) – Federal Relief Grant Funds

The adopted FY 2023 budget programs \$804,930 in Federal Relief Grant Funds (ARPA) to assist in covering the 2012 Bond Debt Service.

Note (3) – Facility Rent

Facility Rent receipts are applied to the 2012 Bond Debt Service.

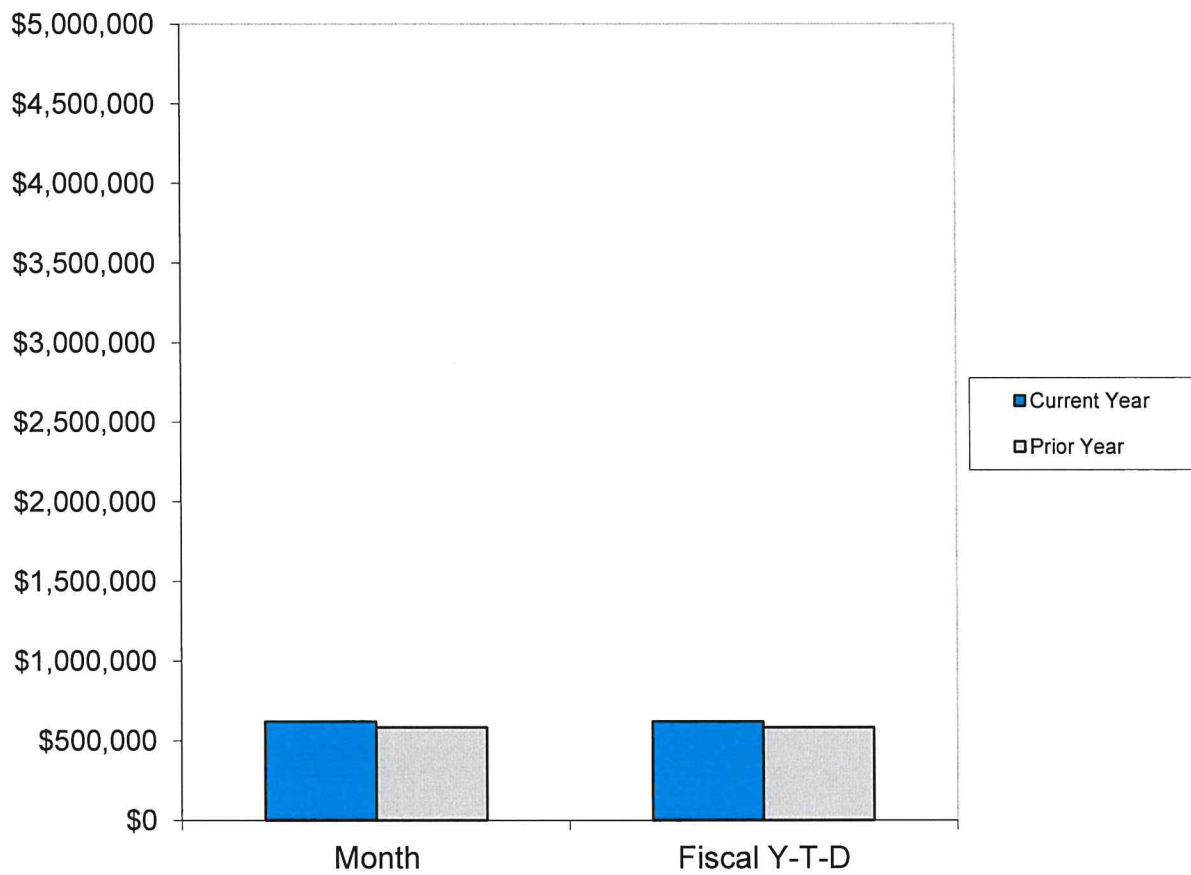
Note (4) – Net RITC / ConRAC Facility Payments and Collections

At fiscal year-end, upon conclusion of the required reconciliation, any excess surplus accumulated will be evaluated and applied toward the allowed uses under the terms and conditions of the Non-Exclusive Concession and Lease Agreement with the Rent-A-Car Companies.

In the event of a shortfall of receipts to meet the required payment obligations (i.e., CFC collections perform under budget projections), the Authority holds the right to adjust the Facility Rent paid by the rental car companies on a 30-day notice.

Burbank-Glendale-Pasadena Airport Authority

INTEREST ANALYSIS



	July 2022	July 2021
Interest Receipts - - Month	\$619,634	\$583,762
Interest Receipts - - Fiscal Y-T-D	\$619,634	\$583,762
Month End Portfolio Balance	\$267,670,384	\$238,782,466
Yield to Maturity	2.81%	0.31%



January 17, 2023

Burbank-Glendale-Pasadena Airport Authority
2627 Hollywood Way
Burbank, CA 91505

Dear Commissioners:

The attached report, covering the month of August 2022, fulfills the legal requirements of the California Code and our Investment Policy. Based on projected income and expenses, as well as investment liquidity, there will be sufficient funds available to meet the needs of the Airport Authority for the six-month period following the date of the attached report.

Sincerely,

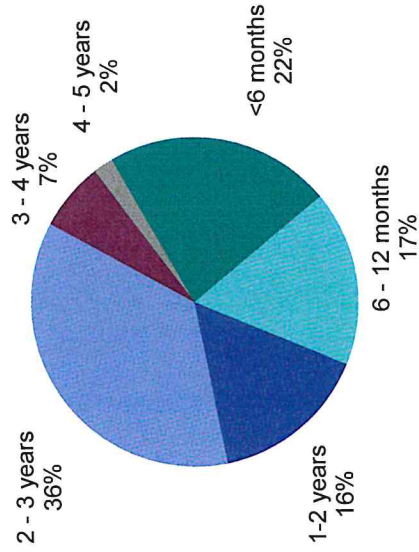
Tyron Hampton
Treasurer

Attachments

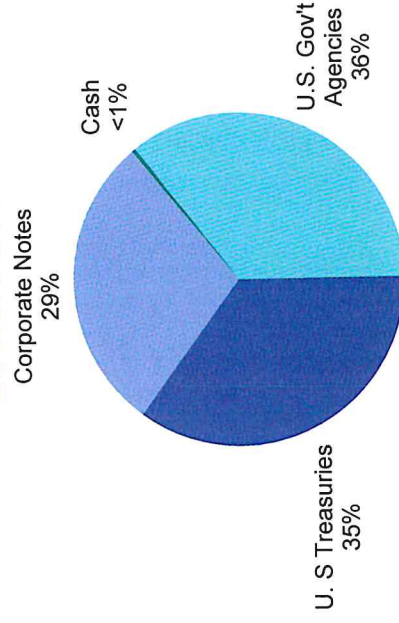
Operating Portfolio Investment Guidelines Conformance as of August 31, 2022

	Legal Max Maturity	Actual Max Maturity	Policy Maximum	Policy Actual
U.S. Gov Agencies	5 Years	4.28 Years	70%	36%
Corporate Notes	5 Years	3.45 Years	30%	29%
LAIF	N/A	N/A	\$20 mil	N/A
Bankers Acceptances	6 Months	N/A	15%	N/A
Negotiable Certificates of Deposit	5 Years	N/A	15%	N/A
Non-Negotiable Certificates of Deposit	5 Years	N/A	15%	N/A
Commercial Paper	270 Days	N/A	15%	N/A
Repurchase Agreements	1 Year	N/A	10%	N/A
Money Market Fund	N/A	N/A	15%	<1%
U.S. Gov Securities (Treasuries)	5 Years	2.83 Years	No Limit	35%

Maturity Distribution



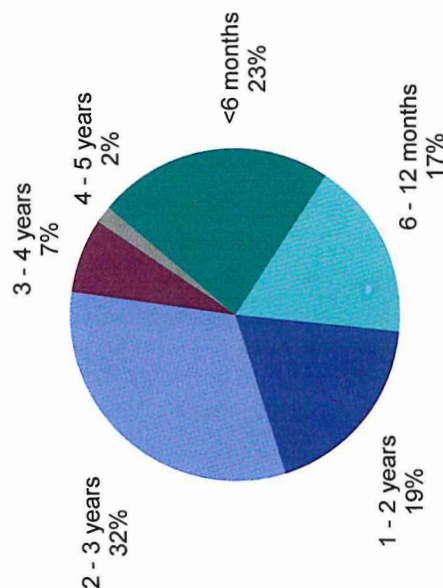
Sector Allocation



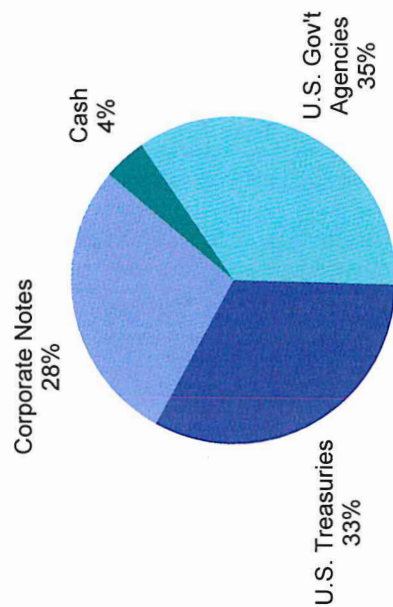
PFC Portfolio Investment Guidelines Conformance as of August 31, 2022

	Legal Max Maturity	Actual Max Maturity	Policy Maximum	Policy Actual
U.S. Gov Agencies	5 Years	4.28 Years	70%	35%
Corporate Notes	5 Years	3.45 Years	30%	28%
LAIF	N/A	N/A	\$20 mil	N/A
Bankers Acceptances	6 Months	N/A	15%	N/A
Negotiable Certificates of Deposit	5 Years	N/A	15%	N/A
Non-Negotiable Certificates of Deposit	5 Years	N/A	15%	N/A
Commercial Paper	270 Days	N/A	15%	N/A
Repurchase Agreements	1 Year	N/A	10%	N/A
Money Market Fund	N/A	N/A	15%	4%
U.S. Gov Securities (Treasuries)	5 Years	2.83 Years	No Limit	33%

Maturity Distribution



Sector Allocation



Burbank-Glendale-Pasadena Airport Authority - Operating Account

Statement of Investments

As of 08/31/22

Purchase Date	Type of Investment	CUSIP	Coupon	Maturity Date	Eff. Mat. Date	Par Value	Purchase Cost	Market Value	Unrealized Gain/Loss	YTM	Days to Eff. Mat.	% Mkt Value
08/31/22	Columbia Treasury Reserves	097101307	0.000	08/31/22	08/31/22	\$ 953,671	\$ 953,671	\$ 953,671	\$ -	2.93%	0	0.39%
01/09/19	John Deere Capital Corp	24422ETV1	2.150	09/08/22	09/08/22	1,600,000	1,561,718	1,599,824	38,106	2.69%	8	0.65%
05/18/18	Merck & Co Inc	589331AT4	2.400	09/15/22	09/15/22	1,500,000	1,448,385	1,499,730	51,345	2.83%	15	0.61%
09/25/17	National Rural Utilities Coop	63743HEQ1	2.300	09/15/22	09/15/22	1,000,000	995,980	999,450	3,470	3.68%	15	0.40%
10/03/17	Treasury Note	9128282W9	1.875	09/30/22	09/30/22	9,125,000	9,098,667	9,119,981	21,314	2.53%	30	3.69%
09/12/19	FNMA	3135G0778	2.000	10/05/22	10/05/22	4,500,000	4,543,965	4,494,285	(49,680)	3.32%	35	1.82%
02/16/22	Chevron Corp	166764BU3	2.300	05/11/23	11/11/22	1,700,000	1,715,045	1,705,899	(9,146)	3.47%	72	0.69%
02/24/22	3M	88579YBE0	1.710	02/14/24	11/14/22	1,625,000	1,628,055	1,618,728	(9,327)	3.71%	75	0.66%
03/03/22	Truist Financial Corp	89788MAF9	2.285	06/09/25	11/30/22	2,000,000	1,991,167	1,957,060	(34,107)	3.61%	91	0.79%
07/25/18	Bank of America Corp	06051GEU9	3.300	01/11/23	01/11/23	2,200,000	2,203,493	2,198,658	(4,835)	3.46%	133	0.89%
09/26/19	Federal National Mortgage Association	3135G0794	2.375	01/19/23	01/19/23	4,800,000	4,919,052	4,782,480	(136,572)	3.33%	141	1.94%
03/20/19	JP Morgan Chase & CO	46625HJH4	3.200	01/25/23	01/25/23	2,225,000	2,257,348	2,223,799	(33,549)	3.43%	147	0.90%
10/31/19	Treasury Note	9128283U2	2.375	01/31/23	01/31/23	5,000,000	5,107,563	4,983,800	(123,763)	3.16%	153	2.02%
08/10/22	Treasury Note	912828286	1.380	02/15/23	02/15/23	5,000,000	4,959,571	4,957,800	(1,771)	3.25%	168	2.01%
03/18/19	Unitedhealth Group Inc	91324PBZ4	2.750	02/15/23	02/15/23	1,500,000	1,508,739	1,494,030	(14,709)	3.63%	168	0.61%
04/05/22	Federal Home Loan Banks	3130AJ7E3	1.380	02/17/23	02/17/23	8,900,000	8,870,870	8,819,811	(51,059)	3.36%	170	3.57%
10/02/19	Pepsico Inc	713448CG1	2.750	03/01/23	03/01/23	1,300,000	1,344,486	1,295,541	(48,945)	3.43%	182	0.52%
05/02/22	Treasury Note	9128282D5	0.500	03/15/23	03/15/23	5,000,000	4,936,914	4,927,950	(8,964)	3.21%	196	2.00%
12/03/19	Treasury Note	9128284L1	2.750	04/30/23	04/30/23	6,850,000	7,104,981	6,821,915	(283,066)	3.37%	242	2.76%
11/03/20	Loews Corporation	540424AQ1	2.625	05/15/23	05/15/23	1,700,000	1,775,550	1,686,094	(89,456)	3.81%	257	0.68%
06/06/19	Public Service Electric And Gas	74456QBC9	2.375	05/15/23	05/15/23	1,125,000	1,125,878	1,113,278	(12,600)	3.88%	257	0.45%
05/02/22	Treasury Note	9128282P8	0.130	05/15/23	05/15/23	5,000,000	4,896,289	4,888,100	(8,189)	3.36%	257	1.98%
02/04/19	Simon Property Group LP	828807DD6	2.750	06/01/23	06/01/23	1,250,000	1,234,086	1,241,013	6,927	3.73%	274	0.50%
08/10/22	Treasury Note	9128282U7	0.250	06/15/23	06/15/23	4,000,000	3,904,063	3,901,880	(2,183)	3.42%	288	1.58%
05/05/20	Federal Home Loan Mortgage Corp	3137EAEN5	2.750	06/19/23	06/19/23	6,250,000	6,718,056	6,211,000	(507,056)	3.54%	292	2.52%
03/14/22	FNMA	3135G05G4	0.250	07/10/23	07/10/23	4,000,000	3,929,320	3,889,480	(39,840)	3.55%	313	1.58%
01/31/22	Treasury Note	91282CCN9	0.130	07/31/23	07/31/23	4,500,000	4,432,793	4,364,460	(68,333)	3.50%	334	1.77%
01/21/20	FNMA	3135G0U43	2.875	09/12/23	09/12/23	5,050,000	5,296,103	5,017,579	(278,524)	3.51%	377	2.03%
07/31/19	Treasury Note	9128285D8	2.875	09/30/23	09/30/23	6,775,000	7,065,870	6,732,927	(332,943)	3.46%	395	2.73%
03/16/20	Treasury Note	9128285P1	2.875	11/30/23	11/30/23	3,200,000	3,479,090	3,176,512	(302,578)	3.48%	456	1.29%
03/20/19	Citibank NA	17325FAS7	3.650	01/23/24	01/23/24	2,000,000	2,074,053	1,997,520	(76,533)	3.75%	510	0.81%
03/26/21	IBM Corp	459200HU8	3.625	02/12/24	02/12/24	1,650,000	1,793,935	1,646,024	(137,911)	3.80%	530	0.67%
12/10/21	Treasury Note	91282CBM2	0.130	02/15/24	02/15/24	1,725,000	1,702,562	1,643,459	(59,103)	3.48%	533	0.67%
04/10/21	Mellife Inc	59156RBH0	3.600	04/10/24	04/10/24	1,750,000	1,897,945	1,750,595	(147,350)	3.58%	588	0.71%
06/22/20	Comcast Corporation	2003NCR0	3.700	04/15/24	04/15/24	1,700,000	1,873,553	1,696,753	(176,800)	3.82%	593	0.69%

Burbank-Glendale-Pasadena Airport Authority - Operating Account

Statement of Investments

As of 08/31/22

Purchase Date	Type of Investment	CUSIP	Coupon	Maturity Date	Eff. Mat. Date	Par Value	Purchase Cost	Market Value	Unrealized Gain/Loss	YTM	Days to Eff. Mat.	% Mkt Value
03/16/21	Bank of New York Mellon Corp	06406HCV9	3.400	05/15/24	05/15/24	2,000,000	2,144,538	1,989,580	(154,958)	3.72%	623	0.81%
01/18/22	Target Corporation	87612EBD7	3.500	07/01/24	07/01/24	1,650,000	1,732,850	1,646,832	(86,018)	3.64%	670	0.67%
11/03/20	Bristol-Myers Squibb Co	110122CM8	2.900	07/26/24	07/26/24	1,800,000	1,928,530	1,774,152	(154,378)	3.69%	695	0.72%
10/31/19	Honeywell International Inc	438516BW5	2.300	08/15/24	08/15/24	1,600,000	1,646,699	1,560,848	(85,851)	3.61%	715	0.63%
06/30/21	Treasury Note	9128282U3	1.875	08/31/24	08/31/24	13,000,000	13,587,227	12,605,450	(961,777)	3.46%	731	5.11%
05/20/21	United Parcel Service INC	911312BT2	2.200	09/01/24	09/01/24	1,471,000	1,542,175	1,426,458	(115,717)	3.78%	732	0.58%
02/12/21	PNC Bank NA	69353REF1	3.300	10/30/24	10/30/24	2,000,000	2,150,631	1,967,780	(182,851)	4.08%	791	0.80%
01/27/22	FHLB	3130A3GE8	2.750	12/13/24	12/13/24	2,200,000	2,281,046	2,157,430	(123,616)	3.64%	835	0.87%
01/27/22	Treasury Note	91282CCDN8	1.000	12/15/24	12/15/24	2,000,000	1,977,266	1,891,260	(86,006)	3.49%	837	0.77%
06/25/20	Wisconsin Electric Power Company	976666CLO	2.050	12/15/24	12/15/24	1,450,000	1,518,887	1,392,580	(126,307)	3.87%	837	0.56%
01/06/22	FFCB	3133ENKS8	1.130	01/06/25	01/06/25	1,540,000	1,536,535	1,457,641	(78,894)	3.52%	859	0.59%
12/10/21	Federal National Mortgage Association	3135G0X24	1.630	01/07/25	01/07/25	1,500,000	1,527,600	1,436,520	(91,080)	3.52%	860	0.58%
05/11/22	Apple Inc	037833DF4	2.750	01/13/25	01/13/25	1,700,000	1,691,920	1,667,054	(24,866)	3.61%	866	0.68%
03/29/21	US Bank NA/Cincinnati OH	90331HPL1	2.050	01/21/25	01/21/25	2,000,000	2,069,895	1,916,100	(153,795)	3.91%	874	0.78%
10/01/20	FHLMC Reference Note	3137EAEF0	1.500	02/12/25	02/12/25	7,000,000	7,082,816	6,675,200	(407,616)	3.49%	896	2.70%
03/04/22	FFCB	3133ENPY0	1.750	02/25/25	02/25/25	1,750,000	1,753,833	1,673,700	(80,133)	3.60%	909	0.68%
12/22/20	Exxon Mobil Corp	30231GAF9	2.709	03/06/25	03/06/25	1,825,000	1,939,204	1,777,130	(162,074)	3.81%	918	0.72%
08/05/20	FHLB	3130A4CH3	2.380	03/14/25	03/14/25	250,000	273,060	243,025	(30,035)	3.30%	926	0.10%
08/05/20	Ace InA Holdings Inc	00440EAS6	3.150	03/15/25	03/15/25	1,775,000	1,952,639	1,749,919	(202,720)	3.74%	927	0.71%
05/12/20	Intel Corp	458140BP4	3.400	03/25/25	03/25/25	1,000,000	1,106,180	987,850	(118,330)	3.90%	937	0.40%
09/30/21	Treasury Note	912828ZF0	0.050	03/31/25	03/31/25	2,300,000	2,287,242	2,131,640	(155,602)	3.49%	943	0.86%
05/05/20	Florida Power & Light Company	341081FZ5	2.850	04/01/25	04/01/25	1,000,000	1,086,930	978,000	(108,930)	3.75%	944	0.40%
02/12/21	General Dynamics Corporation	369550BK3	3.250	04/01/25	04/01/25	250,000	274,895	246,268	(28,627)	3.86%	944	0.10%
09/28/20	Federal Home Loan Banks	3130AJHU6	0.500	04/14/25	04/14/25	7,000,000	7,032,434	6,471,990	(560,444)	3.54%	957	2.62%
05/04/22	Home Depot Inc	437076CM2	2.700	04/15/25	04/15/25	1,700,000	1,674,704	1,659,795	(14,909)	3.65%	958	0.67%
12/01/21	FNMA	3135G03U5	0.630	04/22/25	04/22/25	9,500,000	9,317,379	8,798,805	(518,574)	3.58%	965	3.56%
06/06/22	Caterpillar Financial Services	14913R2V8	3.400	05/13/25	05/13/25	1,600,000	1,606,143	1,578,672	(27,471)	3.92%	986	0.64%
05/11/21	General Dynamics Corporation	369550BG2	3.500	05/15/25	05/15/25	1,200,000	1,319,565	1,192,836	(126,729)	3.73%	988	0.48%
02/10/22	Qualcomm Incorporated	747525AF0	3.450	05/20/25	05/20/25	1,500,000	1,556,295	1,483,320	(72,975)	3.88%	993	0.60%
12/15/21	Pfizer Inc	717081EZ7	0.800	05/28/25	05/28/25	1,900,000	1,865,884	1,758,868	(107,016)	3.67%	1001	0.71%
06/15/22	Cisco Systems Inc	17275RAW2	3.500	06/15/25	06/15/25	1,200,000	1,192,812	1,197,876	5,064	3.57%	1019	0.49%
08/05/20	Treasury Note	912828ZW3	0.250	06/30/25	06/30/25	9,000,000	8,958,043	8,223,030	(735,013)	3.48%	1034	3.33%
11/19/20	Intel Corp	458140AS9	3.700	07/29/25	07/29/25	625,000	690,233	622,138	(68,095)	3.87%	1063	0.25%
09/24/20	State Street Corporation	857477AT0	3.550	08/18/25	08/18/25	1,900,000	2,128,365	1,883,318	(245,047)	3.87%	1083	0.76%
09/25/20	FNMA Benchmark Note	3135G05X7	0.375	08/25/25	08/25/25	3,500,000	3,493,349	3,191,615	(301,734)	3.51%	1090	1.29%

Burbank-Glendale-Pasadena Airport Authority - Operating Account
Statement of Investments
As of 08/31/22

Purchase Date	Type of Investment	CUSIP	Coupon	Maturity Date	Eff. Mat. Date	Par Value	Purchase Cost	Market Value	Unrealized Gain/Loss	YTM	Days to Eff. Mat.	% Mkt Value
06/14/22	Burlington Northern Santa Fe LLC	12189LAY7	3.650	09/01/25	09/01/25	1,275,000	1,263,601	1,268,051	4,450	3.84%	1097	0.51%
11/17/20	FNMA Benchmark Note	3135G06G3	0.500	11/07/25	11/07/25	12,000,000	11,848,979	10,919,400	(929,579)	3.51%	1164	4.42%
06/30/21	Lockheed Martin Corporation	539830BH1	3.550	01/15/26	01/15/26	1,259,000	1,325,016	1,249,218	(75,798)	3.80%	1233	0.51%
08/30/21	Prudential Financial Inc	74432QCH6	1.500	03/10/26	03/10/26	1,875,000	1,899,596	1,717,913	(181,683)	4.08%	1287	0.70%
11/29/21	Sierra Pacific Power	826418BM6	2.600	05/01/26	05/01/26	1,550,000	1,602,723	1,467,804	(134,919)	4.17%	1339	0.59%
09/13/21	FHLB	3130A8XY4	1.880	09/11/26	09/11/26	1,000,000	1,051,760	941,730	(110,030)	3.44%	1472	0.38%
01/13/22	FHLB	3130A9YY1	2.130	12/11/26	12/11/26	3,800,000	3,910,845	3,581,272	(329,573)	3.59%	1563	1.45%
	Subtotal					\$234,898,671	\$239,149,140	\$227,971,154	\$ (11,177,986)	3.48%	587	92.34%
Local Agency Investment Fund (LAIF)												
						19,153,765	19,153,765	18,907,168	(246,597)	1.28%	308	7.66%
	Subtotal					\$254,052,436	\$258,302,905	\$246,878,322	\$ (11,424,583)	3.31%	566	100.00%
Operating Bank Balance												
							10,507,464					
	TOTAL						\$268,810,369					

Burbank-Glendale-Pasadena Airport Authority - Operating Account Statement of Purchases - Maturities - Sales As of 08/31/22												
PURCHASES												
Purchase Date	Type of Investment	CUSIP	Coupon	Maturity Date	Par Value	Purchase Price	Purchase Cost	Prepaid Interest				
08/10/22	Treasury Note	912828ZU7	0.250	06/15/23	4,000,000.00	97.60156	\$ 3,904,062.50	\$ (1,557.38)				
08/10/22	Treasury Note	912828Z86	1.380	02/15/23	5,000,000.00	99.19141	4,959,570.50	(33,615.33)				
08/10/22	Treasury Note	9128283U2	2.375	01/31/23	800,000.00	99.74609	797,968.75	(567.93)				
08/11/22	Bank of New York Mellon Corp	06406HCV9	3.400	05/15/24	100,000.00	99.88800	99,888.00	(850.00)				
08/11/22	Exxon Mobil Corp	30231GAF9	2.709	03/06/25	175,000.00	98.28800	172,004.00	(2,093.83)				
08/11/22	Home Depot Inc	437076CM2	2.700	04/15/25	300,000.00	98.47000	295,410.00	(3,082.50)				
08/11/22	PNC Bank NA	69353REF1	3.300	10/30/24	275,000.00	99.17200	272,723.00	(2,646.88)				
08/11/22	Sierra Pacific Power	826418BM6	2.600	05/01/26	200,000.00	96.20200	192,404.00	(1,502.22)				
08/11/22	Wisconsin Electric Power Company	976656CL0	2.050	12/15/24	100,000.00	97.17000	97,170.00	(341.67)				
08/31/22	FNMA	3135G03U5	0.630	04/22/25	1,150,000.00	92.69500	1,065,992.50	(2,575.52)				
08/31/22	Lockheed Martin Corporation	539830BH1	3.550	01/15/26	365,000.00	99.45200	362,999.80	(1,691.67)				
TOTAL PURCHASES					\$ 12,465,000.00		\$ 12,220,193.05	\$ (50,524.93)				
MATURITIES												
Purchase Date	Type of Investment	CUSIP	Coupon	Maturity Date	Par Value	Purchase Price	Purchase Cost	Gain / (Loss)				
11/01/19	Procter & Gamble Company	742718EU9	2.150	08/11/22	\$ 1,275,000.00	101.24800	\$ 1,290,912.00	\$ (15,912.00)				
TOTAL MATURITIES					\$ 1,275,000.00		\$ 1,290,912.00	\$ (15,912.00)				
SALES / REDEMPTIONS												
Purchase Date	Type of Investment	CUSIP	Coupon	Maturity Date	Sale Date	Par Value	Sale Price	Sale Amount	Purchase Cost	Gain / (Loss)		
								\$ -		\$ -		
TOTAL SALES						\$ -	\$ -	\$ -	\$ -	\$ -		

Burbank-Glendale-Pasadena Airport Authority - Operating Account
Earnings Report
08/01/22-08/31/22

Type of Investment	Coupon	Maturity Date	Previous Accrual	Realized Interest For Period	Interest Paid At Purc/Recv	Current Accrual	Interest Earned	Amrt/Accrt For Period	Adjusted Total Int. Earned
FIXED INCOME									
Procter & Gamble Company	2.150	08/11/22	12,944.79	13,706.25	-	-	761.46	-	761.46
John Deere Capital Corp	2.150	09/08/22	13,664.44	-	-	16,531.11	2,866.67	680.54	3,547.21
Merck & Co Inc	2.400	09/15/22	13,600.00	-	-	16,600.00	3,000.00	716.93	3,716.93
National Rural Utilities Coop	2.300	09/15/22	8,688.89	-	-	10,605.56	1,916.67	68.69	1,985.36
Treasury Note	1.875	09/30/22	57,498.72	-	-	71,990.27	14,491.55	497.49	14,989.04
FNMA	2.000	10/05/22	29,000.00	-	-	36,500.00	7,500.00	(1,196.87)	6,303.13
Bank of America Corp	3.300	01/11/23	4,033.33	-	-	10,083.33	6,050.00	(850.22)	5,199.78
Federal National Mortgage Association	2.375	01/19/23	3,800.00	-	-	13,300.00	9,500.00	(3,063.13)	6,436.87
JP Morgan Chase & CO	3.200	01/25/23	1,186.67	-	-	7,120.00	5,933.33	(1,301.59)	4,631.74
Treasury Note	2.375	01/31/23	271.06	-	567.93	10,326.09	9,487.10	(2,615.61)	6,871.49
Treasury Note	1.380	02/15/23	-	34,375.00	33,615.33	3,175.95	3,935.62	4,516.08	8,451.70
Unitedhealth Group Inc	2.750	02/15/23	19,020.83	20,625.00	-	1,833.33	3,437.50	(359.23)	3,078.27
Federal Home Loan Banks	1.380	02/17/23	55,748.61	61,187.50	-	4,759.03	10,197.92	2,809.94	13,007.86
Pepsico Inc	2.750	03/01/23	14,895.83	17,875.00	-	-	2,979.17	(1,087.68)	1,891.49
Treasury Note	0.500	03/15/23	9,442.93	-	-	11,548.91	2,105.98	6,188.81	8,294.79
Treasury Note	2.750	04/30/23	47,605.64	-	-	63,474.18	15,868.54	(6,471.79)	9,396.75
Chevron Corp	2.300	05/11/23	8,900.57	9,986.01	-	3,789.16	4,874.60	(1,043.39)	3,831.21
Loews Corporation	2.625	05/15/23	9,420.83	-	-	13,139.58	3,718.75	(2,536.83)	1,181.92
Public Service Electric And Gas	2.375	05/15/23	5,640.63	-	-	7,867.19	2,226.56	(17.34)	2,209.22
Treasury Note	0.130	05/15/23	1,324.73	-	-	1,851.22	526.49	8,527.96	9,054.45
Simon Property Group LP	2.750	06/01/23	5,729.17	-	-	8,593.75	2,864.58	286.83	3,151.41
Treasury Note	0.250	06/15/23	-	-	1,557.38	2,131.15	573.77	6,541.19	7,114.96
Federal Home Loan Mortgage Corp	2.750	06/19/23	20,052.08	-	-	34,375.00	14,322.92	(12,503.73)	1,819.19
FNMA	0.250	07/10/23	583.33	-	-	1,416.67	833.34	4,464.00	5,297.34
Treasury Note	0.130	07/31/23	15.29	-	-	489.13	473.84	3,949.63	4,423.47
FNMA	2.875	09/12/23	56,058.51	-	-	68,157.47	12,098.96	(5,735.95)	6,363.01
Treasury Note	2.875	09/30/23	65,459.27	-	-	81,957.14	16,497.87	(6,212.31)	10,285.56
Citibank NA	2.875	11/30/23	15,584.70	-	-	23,377.05	7,792.35	(6,506.85)	1,285.50
IBM Corp	3.650	01/23/24	1,622.22	-	-	7,705.56	6,083.34	(1,686.95)	4,396.39
3M	3.625	02/12/24	28,078.65	29,906.25	-	3,156.77	4,984.37	(4,029.71)	954.66
Treasury Note	1.710	02/14/24	5,947.92	7,106.61	-	2,459.50	3,618.19	(147.75)	3,470.44
Metlife Inc	0.130	02/15/24	994.73	1,078.13	-	99.61	183.01	876.06	1,059.07
Comcast Corporation	3.600	04/10/24	19,425.00	-	-	24,675.00	5,250.00	(4,306.21)	943.79
	3.700	04/15/24	18,520.56	-	-	23,762.22	5,241.66	(3,997.51)	1,244.15

Burbank-Glendale-Pasadena Airport Authority - Operating Account
Earnings Report
08/01/22-08-31/22

Type of Investment	Coupon	Maturity Date	Previous Accrual	Realized Interest For Period	Interest Paid At Purc/Recv	Current Accrual	Interest Earned	Amrt/Accrpt For Period	Adjusted Total Int. Earned
Bank of New York Mellon Corp	3.400	05/15/24	13,637.78	-	850.00	20,022.22	5,534.44	(4,012.76)	1,521.68
Target Corporation	3.500	07/01/24	4,812.50	-	-	9,625.00	4,812.50	(2,829.54)	1,982.96
Bristol-Myers Squibb Co	2.900	07/26/24	725.00	-	-	5,075.00	4,350.00	(2,990.28)	1,359.72
Honeywell International Inc	2.300	08/15/24	16,968.89	18,400.00	-	1,635.56	3,066.67	(920.81)	2,145.86
Treasury Note	1.875	08/31/24	102,004.08	121,875.00	-	673.34	20,544.26	(15,197.95)	5,346.31
United Parcel Service INC	2.200	09/01/24	13,484.17	16,181.00	-	-	2,696.83	(1,963.41)	733.42
PNC Bank NA	3.300	10/30/24	14,389.38	-	2,646.88	22,183.33	5,147.07	(3,574.64)	1,572.43
FHLB	2.750	12/13/24	8,066.67	-	-	13,108.33	5,041.66	(2,349.15)	2,692.51
Treasury Note	1.000	12/15/24	2,568.31	-	-	4,262.30	1,693.99	669.93	2,363.92
Wisconsin Electric Power Company	2.050	12/15/24	3,536.25	-	341.67	6,275.28	2,397.36	(1,384.10)	1,013.26
FFCB	1.130	01/06/25	1,203.13	-	-	2,646.88	1,443.75	96.70	1,540.45
Federal National Mortgage Association	1.630	01/07/25	1,625.00	-	-	3,656.25	2,031.25	(750.00)	1,281.25
Apple Inc	2.750	01/13/25	2,337.50	-	-	6,233.33	3,895.83	252.50	4,148.33
US Bank NA/Cincinnati OH	2.050	01/21/25	1,138.89	-	-	4,555.56	3,416.67	(1,582.58)	1,834.09
FHLMC Reference Note	1.500	02/12/25	49,291.67	52,500.00	-	5,541.67	8,750.00	(2,042.08)	6,707.92
FFCB	1.750	02/25/25	13,270.83	15,312.50	-	510.42	2,552.09	(107.65)	2,444.44
Exxon Mobil Corp	2.709	03/06/25	18,003.56	-	2,093.83	24,032.97	3,935.58	(2,360.94)	1,574.64
FHLB	2.380	03/14/25	2,259.55	-	-	2,754.34	494.79	(417.25)	77.54
Ace InA Holdings Inc	3.150	03/15/25	21,122.50	-	-	25,781.88	4,659.38	(3,431.21)	1,228.17
Intel Corp	3.400	03/25/25	11,900.00	-	-	14,733.33	2,833.33	(1,810.58)	1,022.75
Treasury Note	0.050	03/31/25	3,864.75	-	-	4,838.80	974.05	309.70	1,283.75
Florida Power & Light Company	2.850	04/01/25	9,500.00	-	-	11,875.00	2,375.00	(1,471.36)	903.64
General Dynamics Corporation	3.250	04/01/25	2,708.33	-	-	3,385.42	677.09	(502.51)	174.58
Federal Home Loan Banks	0.500	04/14/25	10,402.78	-	-	13,319.44	2,916.66	(603.36)	2,313.30
Home Depot Inc	2.700	04/15/25	12,915.00	-	-	19,507.50	3,510.00	663.07	4,173.07
FNMA	0.630	04/22/25	14,351.56	-	3,082.50	21,276.04	4,348.96	2,424.92	6,773.88
Caterpillar Financial Services	3.400	05/13/25	11,786.67	-	2,575.52	16,320.00	4,533.33	(174.78)	4,358.55
General Dynamics Corporation	3.500	05/15/25	8,866.67	-	-	12,366.67	3,500.00	(2,496.87)	1,003.13
Qualcomm Incorporated	3.450	05/20/25	10,206.25	-	-	14,518.75	4,312.50	(1,436.10)	2,876.40
Pfizer Inc	0.800	05/28/25	2,660.00	-	-	3,926.67	1,266.67	838.65	2,105.32
Truist Financial Corp	2.285	06/09/25	5,196.09	-	-	9,951.99	4,755.90	-	4,755.90
Cisco Systems Inc	3.500	06/15/25	5,366.67	-	-	8,866.67	3,500.00	200.04	3,700.04
Treasury Note	0.250	06/30/25	1,956.52	-	-	3,851.90	1,895.38	775.64	2,671.02
Intel Corp	3.700	07/29/25	128.47	-	-	2,055.56	1,927.09	(1,231.79)	695.30
State Street Corporation	3.550	08/18/25	30,539.86	33,725.00	-	2,435.69	5,620.83	(4,086.89)	1,533.94

Burbank-Glendale-Pasadena Airport Authority - Operating Account										
Earnings Report										
08/01/22-08/31/22										
Type of Investment	Coupon	Maturity Date	Previous Accrual	Realized Interest For Period	Interest Paid At Purc/Recv	Current Accrual	Interest Earned	Amrt/Accrt For Period	Adjusted Total Int. Earned	
FNMA Benchmark Note	NOTE	08/25/25	5,687.50	6,562.50	-	218.75	1,093.75	112.90	1,206.65	
Burlington Northern Santa Fe LLC	NOTE	09/01/25	19,390.62	23,268.75	-	-	3,878.13	296.06	4,174.19	
FNMA Benchmark Note	NOTE	11/07/25	14,000.00	-	-	19,000.00	5,000.00	3,189.17	8,189.17	
Lockheed Martin Corporation	NOTE	01/15/26	1,410.53	-	1,691.67	5,710.96	2,608.76	(1,273.76)	1,335.00	
Prudential Financial Inc	NOTE	03/10/26	11,015.63	-	-	13,359.38	2,343.75	(452.25)	1,891.50	
Sierra Pacific Power	NOTE	05/01/26	8,775.00	-	1,502.22	13,433.33	3,156.11	(1,047.80)	2,108.31	
FHLB	NOTE	09/11/26	7,291.67	-	-	8,854.17	1,562.50	(864.12)	698.38	
FHLB	NOTE	12/11/26	11,215.28	-	-	17,944.44	6,729.16	(1,881.94)	4,847.22	
Subtotal			\$ 1,066,341.44	\$ 483,670.50	\$ 50,524.93	\$ 987,175.05	\$ 353,979.18	\$ (80,965.68)	\$ 273,013.50	
CASH EQUIVALENTS										
Blackrock Liquidity Funds			-	1,639.42	-	-	1,639.42	-	1,639.42	
Subtotal			\$ -	\$ 1,639.42	\$ -	\$ -	\$ 1,639.42	\$ -	\$ 1,639.42	
LAIF										
Local Agency Investment Fund			17,715.10	-	-	38,472.39	20,757.29	-	20,757.29	
TOTAL			\$ 1,084,056.54	\$ 485,309.92	\$ 50,524.93	\$ 1,025,647.44	\$ 376,375.89	\$ (80,965.68)	\$ 295,410.21	

Burbank-Glendale-Pasadena Airport Authority - PFC Account
Statement of Investments
As of 08/31/22

Purchase Date	Type of Investment	CUSIP	Coupon	Maturity Date	Eff Mat. Date	Par Value	Purchase Cost	Market Value	Unrealized Gain/Loss	YTM	Days to Eff. Mat.	% Mkt Value
08/31/22	Blackrock Liquidity Funds	09248U718	0.000	08/31/22	08/31/22	\$ 2,363,199	\$ 2,363,199	\$ 2,363,199	\$ -	2.93%	0	4.28%
01/09/19	John Deere Capital Corp	24422ETV1	2.150	09/08/22	09/08/22	400,000	392,096	399,956	7,860	2.69%	8	0.72%
05/18/18	Merck & Co Inc	589331AT4	2.400	09/15/22	09/15/22	400,000	393,656	399,928	6,272	2.83%	15	0.72%
01/11/19	Treasury Note	9128282W9	1.875	09/30/22	09/30/22	1,225,000	1,201,813	1,224,326	22,513	2.53%	30	2.22%
09/12/19	FNMA	3135GOT78	2.000	10/05/22	10/05/22	1,000,000	1,009,770	998,730	(11,040)	3.32%	35	1.81%
03/03/22	Truist Financial Corp	89788MAF9	2.280	06/09/25	10/29/22	500,000	497,792	489,265	(8,527)	3.61%	59	0.89%
02/16/22	Chevron Corp	166764BU3	2.300	05/11/23	11/11/22	400,000	403,540	401,388	(2,152)	3.47%	72	0.73%
02/24/22	3M Co	88579YBE0	1.710	02/14/24	11/14/22	375,000	375,705	373,553	(2,152)	3.71%	75	0.68%
03/04/22	Treasury Note	91282CAX9	0.130	11/30/22	11/30/22	300,000	298,313	298,008	(305)	2.81%	91	0.54%
04/25/18	Bank of America Corp	06051GEU9	3.300	01/11/23	01/11/23	510,000	512,807	509,689	(3,118)	3.46%	133	0.92%
09/26/19	Federal National Mortgage Assoc	3135GOT94	2.375	01/19/23	01/19/23	1,750,000	1,791,413	1,743,613	(47,800)	3.33%	141	3.16%
03/20/19	JP Morgan Chase & CO	46625HJH4	3.200	01/25/23	01/25/23	510,000	518,383	509,725	(8,658)	3.43%	147	0.92%
08/22/19	Treasury Note	9128283U2	2.375	01/31/23	01/31/23	2,000,000	2,047,465	1,993,520	(53,945)	3.16%	153	3.61%
03/18/19	Unitedhealth Group Inc	91324PBZ4	2.750	02/15/23	02/15/23	390,000	392,376	388,448	(3,928)	3.63%	168	0.70%
04/05/22	Federal Home Loan Banks	3130AJ7E3	1.380	02/17/23	02/17/23	1,175,000	1,171,154	1,164,413	(6,741)	3.36%	170	2.11%
10/02/19	Pepsico Inc.	713448CG1	2.750	03/01/23	03/01/23	375,000	387,177	373,714	(13,463)	3.43%	182	0.68%
05/02/22	Treasury Note	912828ZD5	0.500	03/15/23	03/15/23	800,000	789,906	788,472	(1,434)	3.21%	196	1.43%
11/19/19	Treasury Note	9128284L1	2.750	04/30/23	04/30/23	2,000,000	2,070,830	1,991,800	(79,030)	3.37%	242	3.61%
11/03/20	Loews Corporation	540424AQ1	2.625	05/15/23	05/15/23	425,000	441,638	421,524	(20,114)	3.81%	257	0.76%
06/06/19	Public Service Electric And Gas	74456QBC9	2.375	05/15/23	05/15/23	300,000	302,050	296,874	(5,176)	3.88%	257	0.54%
05/02/22	Treasury Note	912828ZP8	0.130	05/15/23	05/15/23	800,000	783,406	782,096	(1,310)	3.36%	257	1.42%
02/04/19	Simon Property Group LP	828807DD6	2.750	06/01/23	06/01/23	300,000	298,333	297,843	(490)	3.73%	274	0.54%
02/19/20	FHLMC	3137EAEN5	2.750	06/19/23	06/19/23	1,875,000	1,984,696	1,863,300	(121,396)	3.54%	292	3.38%
03/14/22	FNMA	3135G05G4	0.250	07/10/23	07/10/23	1,200,000	1,178,796	1,166,844	(11,952)	3.55%	313	2.12%
01/31/22	Treasury Note	91282CCN9	0.130	07/31/23	07/01/23	2,000,000	1,971,406	1,939,760	(31,646)	3.50%	304	3.52%
01/21/20	FNMA	3135G0U43	2.875	09/12/23	09/12/23	1,400,000	1,464,189	1,391,012	(73,177)	3.51%	377	2.52%
07/31/19	Treasury Note	9128285D8	2.875	09/30/23	09/30/23	1,875,000	1,959,890	1,863,356	(96,534)	3.46%	395	3.38%
02/19/20	Treasury Note	9128285P1	2.875	11/30/23	11/30/23	800,000	856,141	794,128	(62,013)	3.48%	456	1.44%
03/20/19	Treasury Note	17325FAS7	3.650	01/23/24	01/23/24	300,000	307,317	299,628	(7,689)	3.75%	510	0.54%
03/26/21	Citibank NA	459200HU8	3.625	02/12/24	02/12/24	410,000	441,862	409,012	(32,850)	3.80%	530	0.74%
04/30/21	IBM Corp	91282CBM2	0.125	02/15/24	02/15/24	1,750,000	1,737,221	1,667,278	(69,943)	3.48%	533	3.02%
04/26/21	Metlife Inc	59156RBH0	3.600	04/10/24	04/10/24	425,000	460,084	425,145	(34,939)	3.58%	588	0.77%

Burbank-Glendale-Pasadena Airport Authority - PFC Account
Statement of Investments
As of 08/31/22

Purchase Date	Type of Investment	CUSIP	Coupon	Maturity Date	Eff Mat. Date	Par Value	Purchase Cost	Market Value	Unrealized Gain/Loss	YTM	Days to Eff. Mat.	% Mkt Value
09/25/20	Comcast Corporation	20030NCR0	3.700	04/15/24	04/15/24	425,000	465,452	424,188	(41,264)	3.82%	593	0.77%
03/16/21	Bank of New York Mellon Corp	06406HCV9	3.400	05/15/24	05/15/24	475,000	510,244	472,525	(37,719)	3.72%	623	0.86%
01/18/22	Target Corporation	87612EBD7	3.500	07/01/24	07/01/24	425,000	446,008	424,184	(21,824)	3.64%	670	0.77%
11/03/20	Bristol-Myers Squibb Co	110122CM8	2.900	07/26/24	07/26/24	450,000	480,768	443,538	(37,230)	3.69%	695	0.80%
10/31/19	Honeywell International Inc	438516BW5	2.300	08/15/24	08/15/24	390,000	399,138	380,457	(18,681)	3.61%	715	0.69%
06/30/21	Treasury Note	9128282U3	1.875	08/31/24	08/31/24	1,600,000	1,669,813	1,551,440	(118,373)	3.46%	731	2.81%
05/20/21	United Parcel Service	911312BT2	2.200	09/01/24	09/01/24	374,000	391,124	362,675	(28,449)	3.78%	732	0.66%
02/12/20	PNC Funding Corp	69353REF1	3.300	10/30/24	10/30/24	325,000	345,449	319,764	(25,685)	4.08%	791	0.58%
09/24/20	Wisconsin Electric Power Company	976656CLO	2.050	12/15/24	12/15/24	350,000	368,382	336,140	(32,242)	3.87%	837	0.61%
01/06/22	FFCB	3133ENKS8	1.130	01/06/25	01/06/25	460,000	458,965	435,399	(23,566)	3.52%	859	0.79%
12/10/21	FNMA	3135G0X24	1.630	01/07/25	01/07/25	1,750,000	1,782,200	1,675,940	(106,260)	3.52%	860	3.04%
05/11/22	Apple Inc	037833DF4	2.750	01/13/25	01/13/25	425,000	422,980	416,764	(6,216)	3.61%	866	0.76%
02/17/22	US Bank NA/Cincinnati	90331HPL1	2.050	01/21/25	01/21/25	475,000	475,751	455,074	(20,677)	3.91%	874	0.82%
01/06/22	FHLMC Reference Note	3137EAEPO	1.500	02/12/25	02/12/25	1,750,000	1,765,705	1,668,800	(96,905)	3.49%	896	3.02%
03/04/22	FFCB	3133ENPY0	1.750	02/25/25	02/25/25	1,250,000	1,252,738	1,195,500	(57,238)	3.60%	909	2.17%
12/22/20	Exxon Mobil Corp	30231GAF9	2.709	03/06/25	03/06/25	400,000	426,156	389,508	(36,648)	3.81%	918	0.71%
11/03/20	Ace InA Holdings Inc	00440EAS6	3.150	03/15/25	03/15/25	435,000	474,791	428,853	(45,938)	3.74%	927	0.78%
09/30/21	Treasury Note	912828ZF0	0.050	03/31/25	03/31/25	1,600,000	1,591,125	1,482,880	(108,245)	3.49%	943	2.69%
02/12/21	General Dynamics Corporation	369550BK3	3.250	04/01/25	04/01/25	50,000	54,979	49,254	(5,725)	3.86%	944	0.09%
09/28/20	Federal Home Loan Banks	3130AJHU6	0.500	04/14/25	04/14/25	1,450,000	1,453,984	1,340,627	(113,357)	3.54%	957	2.43%
05/04/22	Home Depot Inc	437076CM2	2.700	04/15/25	04/15/25	425,000	418,714	414,949	(3,765)	3.65%	958	0.75%
12/01/21	FNMA	3135G03U5	0.630	04/22/25	04/22/25	900,000	889,371	833,571	(55,800)	3.58%	965	1.51%
06/06/22	Caterpillar Financial Services	14913R2V8	3.400	05/13/25	05/13/25	425,000	426,632	419,335	(7,297)	3.92%	986	0.76%
05/11/21	General Dynamics Corporation	369550BG2	3.500	05/15/25	05/15/25	315,000	345,259	313,119	(32,140)	3.73%	988	0.57%
02/10/22	Qualcomm Incorporated	747525AF0	3.450	05/20/25	05/20/25	350,000	363,136	346,108	(17,028)	3.88%	993	0.63%
12/15/21	Pfizer Inc	717081EX7	0.800	05/28/25	05/28/25	475,000	466,704	439,717	(26,987)	3.67%	1001	0.80%
06/15/22	Cisco Systems Inc	17275RAW2	3.500	06/15/25	06/15/25	400,000	397,604	399,292	1,688	3.57%	1019	0.72%
11/17/20	Treasury Note	912828ZW3	0.250	06/30/25	06/30/25	1,750,000	1,710,433	1,598,923	(111,510)	3.48%	1034	2.90%
09/25/20	Intel Corp	458140AS9	3.700	07/29/25	07/29/25	400,000	447,034	398,168	(48,866)	3.87%	1063	0.72%
09/24/20	State Street Corporation	857477AT0	3.550	08/18/25	08/18/25	475,000	531,316	470,830	(60,486)	3.87%	1083	0.85%
06/14/22	Burlington Northern Santa Fe LLC	12189LAY7	3.650	09/01/25	09/01/25	325,000	322,094	323,229	1,135	3.84%	1097	0.59%
11/17/20	FNMA Benchmark Note	3135G06G3	0.500	11/07/25	11/07/25	3,155,000	3,140,116	2,870,892	(269,224)	3.51%	1164	5.20%

Burbank-Glendale-Pasadena Airport Authority - PFC Account
Statement of Investments
As of 08/31/22

Purchase Date	Type of Investment	CUSIP	Coupon	Maturity Date	Eff Mat. Date	Par Value	Purchase Cost	Market Value	Unrealized Gain/Loss	YTM	Days to Eff. Mat.	% Mkt Value
06/30/21	Lockheed Martin Corporation	539830BH1	3.550	01/15/26	01/15/26	375,000	393,177	372,086	(21,091)	3.80%	1233	0.67%
08/30/21	Prudential Financial Inc	74432QCH6	1.500	03/10/26	03/10/26	450,000	455,337	412,299	(43,038)	4.08%	1287	0.75%
11/29/21	Sierra Pacific Power	826418BM6	2.600	05/01/26	05/01/26	350,000	365,596	331,440	(34,156)	4.17%	1339	0.60%
09/13/21	FHLB	3130A8XY4	1.880	09/11/26	09/11/26	300,000	315,527	282,519	(33,008)	3.44%	1472	0.51%
01/13/22	FHLB	3130A9YY1	2.130	12/11/26	12/11/26	700,000	720,418	659,708	(60,710)	3.59%	1563	1.20%
	Subtotal					\$ 56,762,199	\$ 57,748,644	\$ 55,169,242	\$ (2,579,402)	3.47%	566	100.00%
	PFC Bank Balance						4,074,317					
	TOTAL						\$ 61,822,961					

Burbank-Glendale-Pasadena Airport Authority - PFC Account
Statement of Purchases - Maturities - Sales
As of 08/31/22

[illegible]

Burbank-Glendale-Pasadena Airport Authority - PFC Account
Earnings Report
08/01/22-08/31/22

Type of Investment	Type	Coupon	Maturity Date	Previous Accrual	Realized Interest For Period	Interest Paid At Purc/Recv	Current Accrual	Interest Earned	Amrt/Accrt For Period	Adjusted Total Int. Earned
FIXED INCOME										
Procter & Gamble Company	NOTE	2.150	08/11/22	3,045.83	3,225.00	-	-	179.17	-	179.17
John Deere Capital Corp	NOTE	2.150	09/08/22	3,416.11	-	-	4,132.78	716.67	71.58	788.25
Merck & Co Inc	NOTE	2.400	09/15/22	3,626.67	-	-	4,426.67	800.00	25.12	825.12
Treasury Note	NOTE	1.875	09/30/22	7,719.01	-	-	9,664.45	1,945.44	568.37	2,513.81
FNMA	NOTE	2.000	10/05/22	6,444.44	-	-	8,111.11	1,666.67	(265.97)	1,400.70
Treasury Note	NOTE	0.130	11/30/22	63.52	-	-	95.29	31.77	195.20	226.97
Bank of America Corp	NOTE	3.300	01/11/23	935.00	-	-	2,337.50	1,402.50	(262.78)	1,139.72
Federal National Mortgage Assoc	NOTE	2.375	01/19/23	1,385.42	-	-	4,848.96	3,463.54	(1,066.94)	2,396.60
JP Morgan Chase & CO	NOTE	3.200	01/25/23	272.00	-	-	1,632.00	1,360.00	(322.15)	1,037.85
Treasury Note	NOTE	2.375	01/31/23	129.08	-	-	4,130.43	4,001.35	(1,500.06)	2,501.29
Unitedhealth Group Inc	NOTE	2.750	02/15/23	4,945.42	5,362.50	-	476.67	893.75	(119.82)	773.93
Federal Home Loan Banks	NOTE	1.380	02/17/23	7,360.07	8,078.13	-	628.30	1,346.36	370.97	1,717.33
Pepsico Inc.	NOTE	2.750	03/01/23	4,296.87	5,156.25	-	-	859.38	(386.32)	473.06
Treasury Note	NOTE	0.500	03/15/23	1,510.87	-	-	1,847.83	336.96	990.21	1,327.17
Treasury Note	NOTE	2.750	04/30/23	13,899.46	-	-	18,532.61	4,633.15	(1,878.22)	2,754.93
Chevron Corp	NOTE	2.300	05/11/23	2,094.25	2,349.65	-	891.57	1,146.97	(245.50)	901.47
Loews Corporation	NOTE	2.625	05/15/23	2,355.21	-	-	3,284.90	929.69	(594.28)	335.41
Public Service Electric And Gas	NOTE	2.375	05/15/23	1,504.17	-	-	2,097.92	593.75	(60.22)	533.53
Treasury Note	NOTE	0.130	05/15/23	211.96	-	-	296.20	84.24	1,364.47	1,448.71
Simon Property Group LP	NOTE	2.750	06/01/23	1,375.00	-	-	2,062.50	687.50	24.74	712.24
FHLMC	NOTE	2.750	06/19/23	6,015.62	-	-	10,312.50	4,296.88	(2,796.51)	1,500.37
FNMA	NOTE	0.250	07/10/23	175.00	-	-	425.00	250.00	1,339.20	1,589.20
Treasury Note	NOTE	0.130	07/31/23	6.79	-	-	217.39	210.60	1,658.14	1,868.74
FNMA	NOTE	2.875	09/12/23	15,540.97	-	-	18,895.14	3,354.17	(1,469.98)	1,884.19
Treasury Note	NOTE	2.875	09/30/23	18,116.03	-	-	22,681.86	4,565.83	(1,818.51)	2,747.32
Treasury Note	NOTE	2.875	11/30/23	3,896.17	-	-	5,844.26	1,948.09	(1,277.00)	671.09
Citibank NA	NOTE	3.650	01/23/24	243.33	-	-	1,155.83	912.50	(123.62)	788.88
IBM Corp	NOTE	3.625	02/12/24	6,977.12	7,431.25	-	784.41	1,238.54	(980.71)	257.83
Treasury Note	NOTE	0.125	02/15/24	1,009.15	1,093.75	-	101.05	185.65	450.62	636.27
3M Co	NOTE	1.710	02/14/24	1,372.60	-	-	567.58	(805.02)	(34.10)	(839.12)
Mellife Inc	NOTE	3.600	04/10/24	4,717.50	-	-	5,992.50	1,275.00	(1,031.18)	243.82
Comcast Corporation	NOTE	3.700	04/15/24	4,630.14	-	-	5,940.56	1,310.42	(1,025.64)	284.78
Bank of New York Mellon Corp	NOTE	3.400	05/15/24	3,409.44	-	-	4,755.28	1,345.84	(988.67)	357.17

Burbank-Glendale-Pasadena Airport Authority - PFC Account
Earnings Report
08/01/22-08/31/22

Type of Investment	Type	Coupon	Maturity Date	Previous Accrual	Realized Interest For Period	Interest Paid At Purc/Recv	Current Accrual	Interest Earned	Amrt/Accrt For Period	Adjusted Total Int. Earned
Target Corporation	NOTE	3.500	07/01/24	1,239.58	-	-	2,479.17	1,239.59	(719.16)	520.43
Bristol-Myers Squibb Co	NOTE	2.900	07/26/24	181.25	-	-	1,268.75	1,087.50	(734.97)	352.53
Honeywell International Inc	NOTE	2.300	08/15/24	4,136.17	4,485.00	-	398.67	747.50	(194.99)	552.51
Treasury Note	NOTE	1.875	08/31/24	12,554.35	15,000.00	-	82.87	2,528.52	(1,870.52)	658.00
United Parcel Service	NOTE	2.200	09/01/24	3,428.33	4,114.00	-	-	685.67	(478.18)	207.49
PNC Funding Corp	NOTE	3.300	10/30/24	2,711.04	-	-	3,604.79	893.75	(359.06)	534.69
Wisconsin Electric Power Company	NOTE	2.050	12/15/24	916.81	-	-	1,514.72	597.91	(377.41)	220.50
FFCB	NOTE	1.130	01/06/25	359.38	-	-	790.63	431.25	28.88	460.13
FNMA	NOTE	1.630	01/07/25	1,895.83	-	-	4,265.63	2,369.80	(875.00)	1,494.80
Apple Inc	NOTE	2.750	01/13/25	584.38	-	-	1,558.33	973.95	63.13	1,037.08
US Bank NA/Cincinnati	NOTE	2.050	01/21/25	270.49	-	-	1,081.94	811.45	(21.46)	789.99
FHLMC Reference Note	NOTE	1.500	02/12/25	12,322.92	13,125.00	-	1,385.42	2,187.50	(423.98)	1,763.52
FFCB	NOTE	1.750	02/25/25	9,479.17	10,937.50	-	364.58	1,822.91	(76.90)	1,746.01
Exxon Mobil Corp	NOTE	2.709	03/06/25	4,364.50	-	-	5,267.50	903.00	(554.63)	348.37
Ace InA Holdings Inc	NOTE	3.150	03/15/25	5,176.50	-	-	6,318.38	1,141.88	(796.61)	345.27
Treasury Note	NOTE	0.050	03/31/25	2,688.52	-	-	3,366.12	677.60	215.45	893.05
General Dynamics Corporation	NOTE	3.250	04/01/25	541.67	-	-	677.08	135.41	(100.50)	34.91
Federal Home Loan Banks	NOTE	0.500	04/14/25	2,154.86	-	-	2,759.03	604.17	(74.30)	529.87
Home Depot Inc	NOTE	2.700	04/15/25	3,920.63	-	-	4,876.88	956.25	178.07	1,134.32
FNMA	NOTE	0.630	04/22/25	1,546.88	-	-	2,015.62	468.74	261.37	730.11
Caterpillar Financial Services	NOTE	3.400	05/13/25	3,130.83	-	-	4,335.00	1,204.17	(46.43)	1,157.74
General Dynamics Corporation	NOTE	3.500	05/15/25	2,327.50	-	-	3,246.25	918.75	(641.35)	277.40
Qualcomm Incorporated	NOTE	3.450	05/20/25	2,381.46	-	-	3,387.71	1,006.25	(335.09)	671.16
Pfizer Inc	NOTE	0.800	05/28/25	665.00	-	-	981.67	316.67	204.10	520.77
Truist Financial Corp	NOTE	2.280	06/09/25	1,299.02	-	-	2,488.00	1,188.98	-	1,188.98
Cisco Systems Inc	NOTE	3.500	06/15/25	1,788.89	-	-	2,955.56	1,166.67	66.68	1,233.35
Treasury Note	NOTE	0.250	06/30/25	380.43	-	-	748.98	368.55	933.67	1,302.22
Intel Corp	NOTE	3.700	07/29/25	82.22	-	-	1,315.56	1,233.34	(837.37)	395.97
State Street Corporation	NOTE	3.550	08/18/25	7,634.97	8,431.25	-	608.92	1,405.20	(1,012.80)	392.40
Burlington Northern Santa Fe LLC	NOTE	3.650	09/01/25	4,942.71	5,931.25	-	-	988.54	75.47	1,064.01
FNMA Benchmark Note	NOTE	0.500	11/07/25	3,680.83	-	-	4,995.42	1,314.59	311.02	1,625.61
Lockheed Martin Corporation	NOTE	3.550	01/15/26	591.67	-	-	1,701.04	1,109.37	(352.49)	756.88
Prudential Financial Inc	NOTE	1.500	03/10/26	2,643.75	-	-	3,206.25	562.50	(98.18)	464.32
Sierra Pacific Power	NOTE	2.600	05/01/26	2,275.00	-	-	3,033.33	758.33	(294.61)	463.72

Burbank-Glendale-Pasadena Airport Authority - PFC Account
Earnings Report
08/01/22-08/31/22

Type of Investment	Type	Coupon	Maturity Date	Previous Accrual	Realized Interest For Period	Interest Paid At Purc/Recv	Current Accrual	Interest Earned	Amrt/Accrt For Period	Adjusted Total Int. Earned
FHLB	NOTE	1.880	09/11/26	2,187.50	-	-	2,656.25	468.75	(259.24)	209.51
FHLB	NOTE	2.130	12/11/26	2,065.97	-	-	3,305.56	1,239.59	(346.67)	892.92
	Subtotal			\$ 241,251.23	\$ 94,720.53	\$ -	\$ 230,212.66	\$ 83,681.96	\$ (20,733.62)	\$ 62,948.34
CASH EQUIVALENTS										
Blackrock Liquidity Funds				-	575.44	-	-	575.44	-	575.44
	Subtotal			\$ -	\$ 575.44	\$ -	\$ -	\$ 575.44	\$ -	\$ 575.44
	TOTAL			\$ 241,251.23	\$ 95,295.97	\$ -	\$ 230,212.66	\$ 84,257.40	\$ (20,733.62)	\$ 63,523.78

BURBANK-GLENDALE-PASADENA AIRPORT AUTHORITY
SCHEDULE OF CASH RECEIPTS AND DISBURSEMENTS
MONTH AND TWO MONTHS ENDED AUGUST 31, 2022 & 2021

	Monthly Performance						August 2022					
	Actual \$			Prior Year			Actual \$			Fiscal YTD Performance (July 2022 - August 2022)		
	Aug 2022			Aug 2021			Aug 2022			Fiscal YTD		
	A	B	C	D	E		F	G	H	I	J	
	Actual \$	Budget	Prior Year	Note	Variance		Fiscal YTD	Fiscal YTD Budget	Prior Year	Note	Actual Vs. Budget	
	Aug 2022	Aug 2022	Aug 2021		Actual Vs. Budget							
OPERATING ACTIVITY												
CASH RECEIPTS FROM OPERATIONS												
1	\$431,032	\$390,196	\$364,478	(2)	\$40,836	Landing/Fuel Fees	\$907,885	\$780,388	\$668,820	(2)	\$127,497	
2	2,767,309	2,092,579	2,101,810	(3)	674,730	Parking Fees	5,066,474	4,185,154	3,934,454	(3)	881,320	
3	1,586,456	1,189,250	1,193,229	(4)	397,206	Rental/Concession Receipts - Terminal Building	2,916,225	2,378,497	2,488,020	(4)	537,728	
4	1,428,901	1,281,226	1,281,250	(5)	147,675	Rental Receipts - Other Buildings	2,718,869	2,562,452	2,493,421	(5)	156,417	
5	291,726	179,559	185,219	(6)	112,167	Ground Transportation	583,237	359,118	343,514	(6)	224,119	
6	83,253	85,980	129,879	(7)	(2,727)	Other Receipts	176,806	171,964	125,789	(7)	4,842	
7	418,909	295,833	291,730	(8)	123,076	Investment Receipts - Treasurer/Other Interest Earned	1,038,543	591,666	875,492	(8)	446,877	
8	\$7,007,586	\$5,514,623	\$5,547,595	(1)	\$1,492,963		\$13,408,039	\$11,029,239	\$10,929,510	(1)	\$2,378,800	
CASH DISBURSEMENTS FROM OPERATIONS												
9	(\$75,776)	(\$119,079)	(\$54,955)	(10)	\$43,303	Administrative Supplies & Costs	(\$152,177)	(\$238,151)	(\$157,189)	(10)	\$85,974	
10	(461,344)	(444,797)	(288,474)	(11)	(16,547)	Operating Supplies & Maintenance	(734,767)	(729,589)	(584,205)	(11)	(5,178)	
11	(2,953,183)	(3,021,808)	(2,221,612)	(12)	68,625	Contractual Operating Costs	(5,362,290)	(5,671,572)	(4,367,280)	(12)	309,282	
12	(257,068)	(403,309)	(361,732)	(13)	146,241	Contractual Professional Services	(2,108,487)	(2,496,618)	(2,157,615)	(13)	388,131	
13	(627,802)	(719,156)	(406,394)	(14)	91,354	Wages & Benefits	(1,291,590)	(1,313,312)	(1,131,606)	(14)	21,722	
14	(25,864)	(45,508)	(58,603)	(15)	19,644	Other Operating Costs	(65,224)	(91,015)	(77,191)	(15)	25,791	
15	(380,375)	(380,375)	(380,125)	(16)	0	Bond Debt Service - 2015 Bonds	(788,813)	(760,750)	(760,250)	(16)	0	
16	0	0	0	(16)	0	Parking Tax	(788,813)	(672,614)	(393,682)	(16)	(116,199)	
17	(\$4,781,412)	(\$5,134,032)	(\$3,771,895)	(9)	\$352,620		(\$11,264,098)	(\$11,973,621)	(\$9,629,018)	(9)	\$709,523	
18	\$2,226,174	\$380,591	\$1,775,700		\$1,845,583		\$2,143,941	(\$944,382)	\$1,300,492		\$3,088,323	
INCREASE (DECREASE) IN CASH FROM OPERATIONS												
FACILITY IMPROVEMENT TRANSACTIONS												
CASH DISBURSEMENTS												
19	\$0	\$0	(\$169)	(17)	\$0	Noise Mitigation Program Costs	\$0	\$0	(\$337)	(17)	\$0	
20	(335,110)	(280,000)	(33,465)	(18)	(55,110)	Other Facility Improvement Program Project Costs	(742,979)	(690,000)	(43,268)	(18)	(52,979)	
21	(821,165)	(579,000)	(385,270)	(19)	(242,165)	Replacement Passenger Terminal Project Costs	(986,388)	(1,158,000)	(405,229)	(19)	171,612	
22	(\$1,156,275)	(\$859,000)	(\$418,904)		(\$297,275)		(\$1,729,367)	(\$1,848,000)	(\$448,834)		\$118,633	
CASH RECEIPTS FROM FUNDING SOURCES												
23	\$0	\$0	\$0	(17)	\$0	FAA Grants - Noise Mitigation Program	\$0	\$0	\$0	(17)	\$0	
24	0	16,118	330,068	(20)	(\$16,118)	FAA Grants - Facility Improvement Program	0	56,413	437,757	(20)	(56,413)	
25	0	263,882	0	(21)	(\$263,882)	Passenger Facility Charge Receipts/Reserves	1,206,871	633,587	0	(21)	573,284	
26	\$0	\$280,000	\$330,068		(\$280,000)		\$1,206,871	\$690,000	\$437,757		\$516,871	
INCREASE (DECREASE) - FACILITY / NOISE MITIGATION TRANSACTIONS												
27	(\$1,156,275)	(\$579,000)	(\$88,836)		(\$577,275)		(\$522,496)	(\$1,158,000)	(\$11,077)		\$635,504	
FEDERAL RELIEF GRANT FUNDS												
28	\$0	\$318,155	\$2,228,045	(22)	(\$318,155)	ARPA Grant Funds	\$0	\$636,310	\$3,573,715	(22)	(\$636,310)	
29	\$0	\$318,155	\$2,228,045		(\$318,155)		\$0	\$636,310	\$3,573,715		(\$636,310)	
30	\$1,069,899	\$119,746	\$3,914,909		\$950,153	NET INCREASE (DECREASE) IN CASH - TOTAL	\$1,621,445	(\$1,466,072)	\$4,863,130		\$3,087,517	

BURBANK-GLENDALE-PASADENA AIRPORT AUTHORITY

NOTES TO SCHEDULE OF CASH RECEIPTS AND DISBURSEMENTS MONTH AND TWO MONTHS ENDED AUGUST 31, 2022 & 2021

General Comments

The Schedule of Cash Receipts and Disbursements ("Schedule") represents the cash basis activity for the month and fiscal year-to-date ("FYTD") compared to the allocation of the annual adopted budget.

The Schedule consists of two sections: Operating Activity and Facility Improvement Transactions. Receipts are shown as positive amounts and disbursements as negative amounts. Favorable budget variances are shown as positive amounts and unfavorable variances as negative amounts. Because this Schedule is on a cash basis, cash timing differences may contribute to budget variances.

The Operating Activity receipts include charges for services (parking, landing fees and concessions), tenant rents, fuel flowage fees, other revenues and investment receipts. The Operating Activity disbursements include costs of services, materials, contracts, personnel and debt service.

Facility Improvement Transactions represent the activity for the Authority's capital program, which consists of Other Facility Improvement Program Projects and the Noise Mitigation Program.

The FY 2023 Capital Program expenditures are primarily funded by the following sources:

- FAA-approved Passenger Facility Charge ("PFC") program receipts/reserves;
- Grants; and
- Operating Revenues

The FY 2023 Replacement Passenger Terminal Project expenditures are initially funded with Airport Reserves to be reimbursed through future Interim Financing.

The notes below provide additional information regarding the performance results detailed in the "Schedule of Cash Receipts and Disbursements."

A Supplemental Schedule of Cash Receipts and Disbursements reflecting the activities related to the 2012 Bond debt service and repayment to the Authority of the loans provided to the Rent-A-Car Companies ("RACs") for the Regional Intermodal Transportation Center / Consolidated Rental Car Facility is also presented.

The Adopted FY 2023 Budget includes the use of \$3.8 million in federal relief funds to support the 2015 Bond debt service.

NOTE (1) - Cash Receipts from Operations

Cash receipts from operations exceed the budget FYTD August. On an accrual basis, operating revenues exceed the budget FYTD August by \$1,934,654. See notes 2 through 8 for additional information regarding operating receipts.

NOTE (2) - Landing/Fuel Fees

Landing Fees are based on landed weight of the aircraft. Fuel fees are charged at a rate of \$0.05 a gallon to non-signatory air carriers for fuel loaded at BUR. On an accrual basis, Landing Fees combined with Fuel Flowage Fees exceed the budget by \$135,063 FYTD August.

(Continued)

BURBANK-GLENDALE-PASADENA AIRPORT AUTHORITY

NOTES TO SCHEDULE OF CASH RECEIPTS AND DISBURSEMENTS MONTH AND TWO MONTHS ENDED AUGUST 31, 2022 & 2021

NOTE (3) – Parking Fees

Parking fee revenues performed above the budget forecast. Accrual basis Parking Fees are \$915,444 ahead of budget FYTD August.

NOTE (4) – Rental/Concession Receipts - Terminal Building

Terminal Building rental/concession receipts exceed the budget in FYTD August. Accrual basis Terminal Building rents/concessions exceed the budget by \$459,192 FYTD August.

NOTE (5) – Rental Receipts - Other Buildings

Other Buildings rental receipts exceed the budget FYTD August partially due to the timing of receipts. Accrual basis Other Building rents are \$118,275 ahead of budget FYTD August due to CPI adjustments.

NOTE (6) – Ground Transportation

This category consists of off-airport access fees and TNC activity. Accrual basis Ground Transportation receipts exceed the budget by \$240,690 FYTD August.

NOTE (7) – Other Receipts

This category consists primarily of filming, TSA LEO reimbursements, fingerprint/badge renewal fees, noise fees, access fees, and ground handling services for the airlines. Accrual basis Other Receipts are \$52,652 ahead of budget FYTD August.

NOTE (8) – Investment Receipts - Treasurer

This line item represents cash received from the investment of funds. These receipts fluctuate in response to interest rate and portfolio balance changes, the timing of coupon payments and individual investment maturities. Accrual basis investment income exceeds the budget by \$13,338 FYTD August.

NOTE (9) – Cash Disbursements from Operations

Overall operating disbursements on a cash basis and accrual basis are favorably under the budget FYTD August. See additional information on operating disbursement in notes 10 through 16.

NOTE (10) – Administrative Supplies & Costs

This line item includes office supplies, printing, postage and delivery, office equipment service and lease, recruiting, membership, uniform, Commission meeting, conference and training costs.

NOTE (11) – Operating Supplies & Maintenance

This line item includes utilities, fuel, general repairs and maintenance, landscaping, supplies and telephone costs.

NOTE (12) – Contractual Operating Costs

This line item includes various contractual operating costs such as ARFF services, janitorial services, systems and vehicle repair, parking operations and the TBI Airport Management contract costs.

(Continued)

BURBANK-GLENDALE-PASADENA AIRPORT AUTHORITY

NOTES TO SCHEDULE OF CASH RECEIPTS AND DISBURSEMENTS MONTH AND TWO MONTHS ENDED AUGUST 31, 2022 & 2021

NOTE (13) – Contractual Professional Services

This line item includes various professional services such as legal, auditing, noise, financial and insurance.

NOTE (14) – Wages and Benefits

Wages and Benefits consist of payroll and fringe benefit costs for the Airport Police officers, and include the impact of the terms of the Memorandum of Understanding effective February 2020. Wages and Benefits include overtime for film location services which are recovered through the related film revenue.

NOTE (15) – Other Operating Costs

This line item primarily includes public relations/advertising, air service retention, and license/permit fees.

NOTE (16) – Parking Tax

The 12% City of Burbank parking tax is paid quarterly for the prior three-month period. July 2022 remittance, in the amount of \$788,813, covers parking activity for the months of April, May and June 2022.

NOTE (17) – Noise Mitigation Program

FAA Grants are budgeted to partially fund the Part 150 Update project. A RFP for the Part 150 Update is anticipated to be issued in 3rd Quarter FY 2023.

NOTE (18) – Other Facility Improvement Program Projects

Other Facility Improvement Program Projects costs on a cash basis exceed the budget FYTD August by \$52,979 due to payment for FY 2022 costs of the Taxilane A Rehabilitation Project which was completed early in FY 2023.

NOTE (19) – Replacement Passenger Terminal Project

The Authority has programmed \$34,225,000 from Airport Reserves to fund the Replacement Passenger Terminal Project. The Airport Reserves will be reimbursed through future Interim Financing. Replacement Passenger Terminal Project costs on a cash basis are under budget FYTD August by \$171,612. The majority of the \$986,388 cash expenditures are related to Jacobs Project Management services (\$687,435).

NOTE (20) – FAA Grants – Other Facility Improvement Program Projects

FAA Grants are budgeted to partially fund the Taxiway C Pavement Rehabilitation project.

NOTE (21) – Passenger Facility Charge Receipts/Reserves

A number of capital projects are budgeted to be funded or partially funded by Passenger Facility Charges, including the Taxiway C Pavement Rehabilitation Project, the Airfield Lighting Vault Project, the Runway 8 PAPI Relocation Project and the Part 150 Update Project. FYTD August receipts, in the amount of \$1,206,871, represent reimbursement of FY 2022 costs of the Taxilane A Rehabilitation Project which was completed early FY 2023.

NOTE (22) – Federal Relief Grant Funds

The Adopted FY 2023 Budget includes the use of \$3.8 million in federal relief funds to support the 2015 Bond debt service.

BURBANK-GLENDALE-PASADENA AIRPORT AUTHORITY
SUPPLEMENTAL SCHEDULE OF CASH RECEIPTS AND DISBURSEMENTS
REGIONAL INTERMODAL TRANSPORTATION CENTER / CONSOLIDATED RENTAL CAR FACILITY PAYMENTS AND COLLECTIONS
MONTH AND TWO MONTHS ENDED AUGUST 31, 2022 & 2021

										August 2022					Fiscal YTD Performance (July 2022 - August 2022)				
										Monthly Performance					Fiscal YTD Performance				
										A	B	C	D	E	F	G	H	I	J
										Actual \$ Aug 2022	Budget Aug 2022	Actual \$ Prior Year Aug 2021	Note	Variance Actual Vs. Budget	Actual \$ Fiscal YTD	Fiscal YTD Budget	Actual \$ Prior Year Fiscal YTD	Note	Variance Actual Vs. Budget

31	\$437,274	\$352,941	\$376,148	(1)	\$84,333	Customer Facility Charge Receipts	\$874,514	\$705,882	\$712,129	(1)	\$168,632
32	0	42,416	143,277	(2)	(42,416)	Federal Relief Grant Funds - 2012 Bond Debt Service	0	84,832	376,227	(2)	(84,832)
33	86,364	90,967	85,913	(3)	(4,603)	Facility Rent	172,728	181,934	171,826	(3)	(9,206)
34	(486,324)	(486,324)	(486,246)		0	Payments to Bond Trustee for 2012 Bond Debt Service	(972,648)	(972,648)	(972,492)		0
35	<u>\$37,314</u>	<u>\$0</u>	<u>\$119,092</u>	(4)	<u>\$37,314</u>		<u>\$74,594</u>	<u>\$0</u>	<u>\$287,690</u>	(4)	<u>\$74,594</u>

General Comments

The debt service on the 2012 Revenue Bonds and the repayment to the Authority of the loans to the Rent-A-Car Companies ("RACs") is payable from Customer Facility Charges ("CFCs") and Facility Rents. Under the terms of the Bond Indenture, as amended, all CFCs collected subsequent to July 1, 2014 are remitted to the Bond Trustee for the 2012 Bond Debt Service.

On July 1, 2014, the terms and conditions of the Non-Exclusive Concession and Lease Agreement with the respective Rent-A-Car Companies became effective, including the collection of Facility Rent.

Note (1) – Customer Facility Charge ("CFC") Receipts

CFCs of \$6 per day per transaction, up to a maximum of five days, are collected and applied to the 2012 Bond Debt Service.

Note (2) – Federal Relief Grant Funds

The adopted FY 2023 budget programs \$804,930 in Federal Relief Grant Funds (ARPA) to assist in covering the 2012 Bond Debt Service.

Note (3) – Facility Rent

Facility Rent receipts are applied to the 2012 Bond debt service.

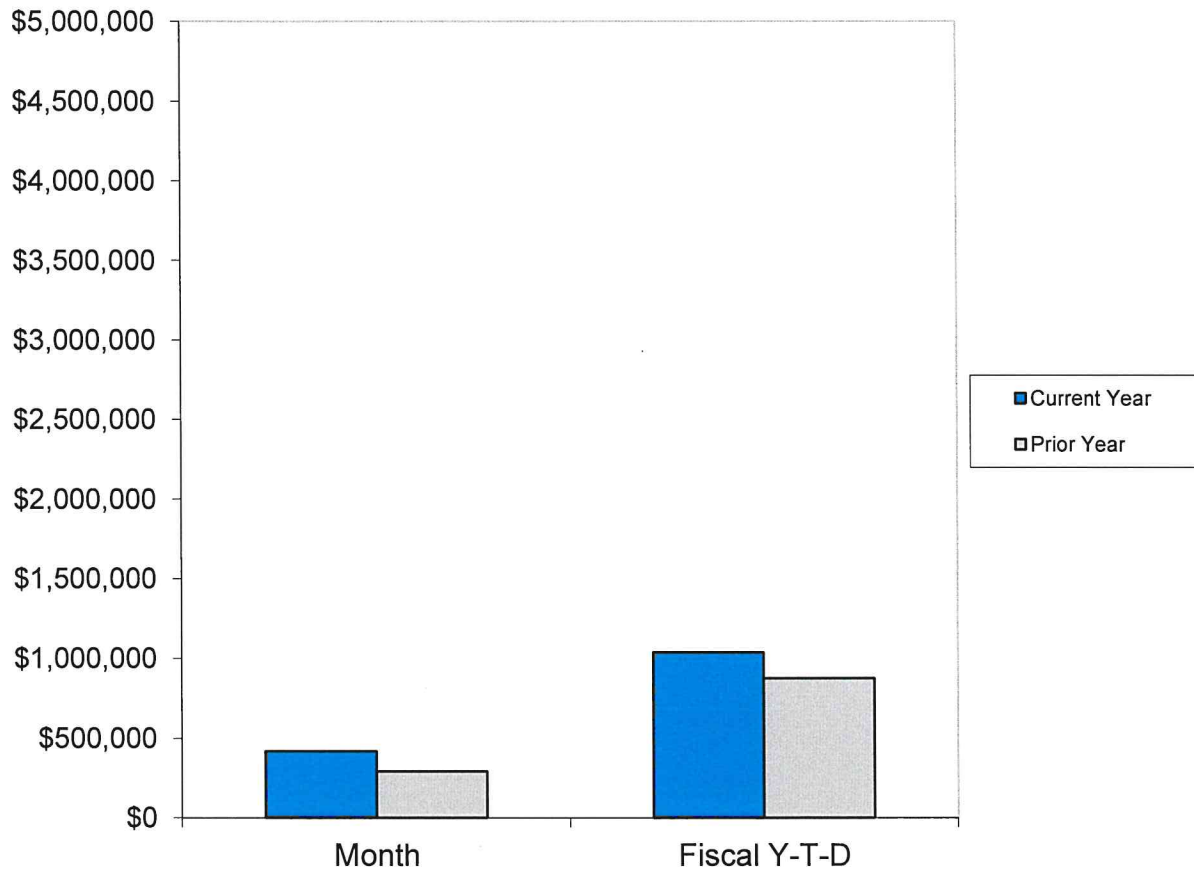
Note (4) – Net RITC / ConRAC Facility Payments and Collections

At fiscal year-end, upon conclusion of the required reconciliation, any excess surplus accumulated will be evaluated and applied toward the allowed uses under the terms and conditions of the Non-Exclusive Concession and Lease Agreement with the Rent-A-Car Companies.

In the event of a shortfall of receipts to meet the required payment obligations (i.e., CFC collections perform under budget projections), the Authority holds the right to adjust the Facility Rent paid by the rental car companies on a 30-day notice.

Burbank-Glendale-Pasadena Airport Authority

INTEREST ANALYSIS



	August 2022	August 2021
Interest Receipts - - Month	\$418,909	\$291,730
Interest Receipts - - Fiscal Y-T-D	\$1,038,543	\$875,492
Month End Portfolio Balance	\$268,810,369	\$242,558,601
Yield to Maturity	3.31%	0.32%



January 17, 2023

Burbank-Glendale-Pasadena Airport Authority
2627 Hollywood Way
Burbank, CA 91505

Dear Commissioners:

The attached report, covering the month of September 2022, fulfills the legal requirements of the California Code and our Investment Policy. Based on projected income and expenses, as well as investment liquidity, there will be sufficient funds available to meet the needs of the Airport Authority for the six-month period following the date of the attached report.

Sincerely,

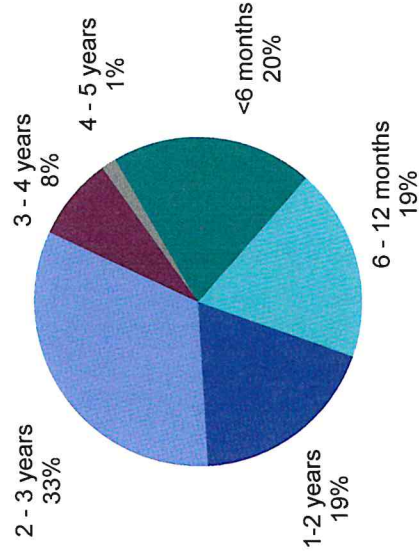
Tyron Hampton
Treasurer

Attachments

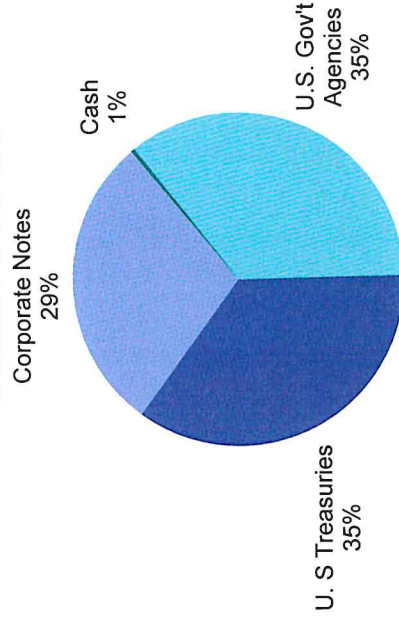
Operating Portfolio Investment Guidelines Conformance as of September 30, 2022

	Legal Max Maturity	Actual Max Maturity	Policy Maximum	Policy Actual
U.S. Gov Agencies	5 Years	4.28 Years	70%	35%
Corporate Notes	5 Years	3.45 Years	30%	29%
LAIF	N/A	N/A	\$20 mil	N/A
Bankers Acceptances	6 Months	N/A	15%	N/A
Negotiable Certificates of Deposit	5 Years	N/A	15%	N/A
Non-Negotiable Certificates of Deposit	5 Years	N/A	15%	N/A
Commercial Paper	270 Days	N/A	15%	N/A
Repurchase Agreements	1 Year	N/A	10%	N/A
Money Market Fund	N/A	N/A	15%	1%
U.S. Gov Securities (Treasuries)	5 Years	2.83 Years	No Limit	35%

Maturity Distribution



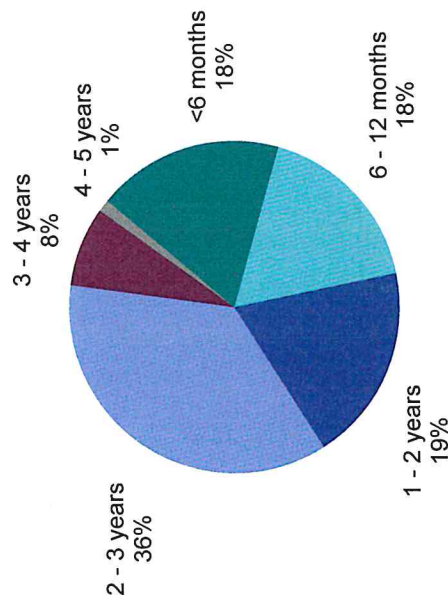
Sector Allocation



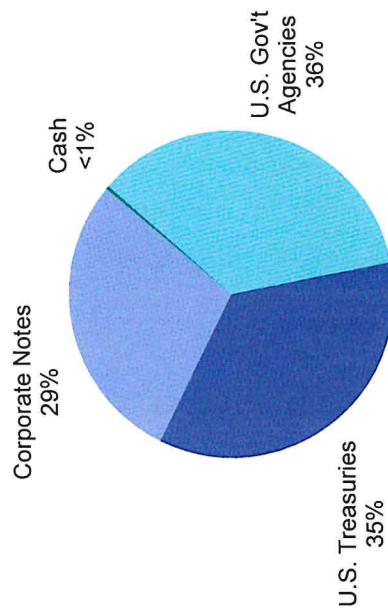
PFC Portfolio Investment Guidelines Conformance as of September 30, 2022

	Legal Max Maturity	Actual Max Maturity	Policy Maximum	Policy Actual
U.S. Gov Agencies	5 Years	4.28 Years	70%	36%
Corporate Notes	5 Years	3.45 Years	30%	29%
LAIF	N/A	N/A	\$20 mil	N/A
Bankers Acceptances	6 Months	N/A	15%	N/A
Negotiable Certificates of Deposit	5 Years	N/A	15%	N/A
Non-Negotiable Certificates of Deposit	5 Years	N/A	15%	N/A
Commercial Paper	270 Days	N/A	15%	N/A
Repurchase Agreements	1 Year	N/A	10%	N/A
Money Market Fund	N/A	N/A	15%	<1%
U.S. Gov Securities (Treasuries)	5 Years	2.83 Years	No Limit	35%

Maturity Distribution



Sector Allocation



Burbank-Glendale-Pasadena Airport Authority - Operating Account

Statement of Investments

As of 09/30/22

Purchase Date	Type of Investment	CUSIP	Coupon	Maturity Date	Eff. Mat. Date	Par Value	Purchase Cost	Market Value	Unrealized Gain/Loss	YTM	Days to Eff. Mat.	% Mkt Value
09/30/22	Columbia Treasury Reserves	097101307	0.000	09/30/22	09/30/22	\$ 910,364	\$ 910,364	\$ 910,364	\$ -	3.28%	0	0.36%
09/12/19	FNMA	3135G0778	2.000	10/05/22	10/05/22	4,500,000	4,543,965	4,500,000	(43,965)	1.98%	5	1.79%
02/16/22	Chevron Corp	166764BU3	2.300	05/11/23	11/11/22	1,700,000	1,715,045	1,703,706	(11,339)	4.17%	42	0.68%
02/24/22	3M	88579YBE0	1.710	02/14/24	11/14/22	1,625,000	1,628,055	1,617,883	(10,172)	4.39%	45	0.64%
03/03/22	Truist Financial Corp	89788MAF9	2.285	06/09/25	11/30/22	2,100,000	2,089,173	2,069,659	(29,514)	4.32%	61	0.82%
07/25/18	Bank of America Corp	06051GEU9	3.300	01/11/23	01/11/23	2,200,000	2,203,493	2,193,488	(10,005)	4.34%	103	0.87%
09/26/19	Federal National Mortgage Association	3135G0794	2.375	01/19/23	01/19/23	4,800,000	4,919,052	4,780,608	(138,444)	3.71%	111	1.90%
03/20/19	JP Morgan Chase & CO	46625HJH4	3.200	01/25/23	01/25/23	2,225,000	2,257,348	2,218,859	(38,489)	4.19%	117	0.88%
10/31/19	Treasury Note	9128283U2	2.375	01/31/23	01/31/23	5,000,000	5,107,563	4,977,150	(130,413)	3.74%	123	1.98%
08/10/22	Treasury Note	912828286	1.380	02/15/23	02/15/23	5,500,000	5,455,196	5,450,775	(4,421)	3.79%	138	2.17%
03/18/19	Unitedhealth Group Inc	91324PBZ4	2.750	02/15/23	02/15/23	1,500,000	1,508,739	1,491,915	(16,824)	4.20%	138	0.59%
04/05/22	Federal Home Loan Banks	3130AJ7E3	1.380	02/17/23	02/17/23	8,900,000	8,870,870	8,821,324	(49,546)	3.72%	140	3.50%
10/02/19	Pepsico Inc	713448CG1	2.750	03/01/23	03/01/23	1,300,000	1,344,486	1,293,084	(51,402)	4.03%	152	0.51%
05/02/22	Treasury Note	912828ZD5	0.500	03/15/23	03/15/23	5,500,000	5,429,434	5,416,840	(12,594)	3.85%	166	2.15%
09/30/22	Treasury Note	912828ZH6	0.250	04/15/23	04/15/23	5,500,000	5,394,297	5,392,805	(1,492)	3.93%	197	2.14%
12/03/19	Treasury Note	9128284L1	2.750	04/30/23	04/30/23	6,850,000	7,104,981	6,800,475	(304,506)	4.01%	212	2.70%
11/03/20	Loews Corporation	540424AQ1	2.625	05/15/23	05/15/23	1,800,000	1,874,460	1,780,740	(93,720)	4.37%	227	0.71%
06/06/19	Public Service Electric And Gas	74456QBC9	2.375	05/15/23	05/15/23	1,225,000	1,224,550	1,209,259	(15,291)	4.48%	227	0.48%
05/02/22	Treasury Note	912828ZP8	0.130	05/15/23	05/15/23	5,500,000	5,384,317	5,367,890	(16,427)	4.06%	227	2.13%
02/04/19	Simon Property Group LP	828807DD6	2.750	06/01/23	06/01/23	1,250,000	1,234,086	1,234,563	477	4.64%	244	0.49%
08/10/22	Treasury Note	912828ZU7	0.250	06/15/23	06/15/23	5,500,000	5,364,258	5,352,820	(11,438)	4.13%	258	2.13%
05/05/20	Federal Home Loan Mortgage Corp	3137EAE5	2.750	06/19/23	06/19/23	6,250,000	6,718,056	6,188,750	(529,306)	4.14%	262	2.46%
03/14/22	FNMA	3135G05G4	0.250	07/10/23	07/10/23	4,000,000	3,929,320	3,880,240	(49,080)	4.20%	283	1.54%
01/31/22	Treasury Note	91282CCN9	0.130	07/31/23	07/31/23	4,500,000	4,432,793	4,349,880	(82,913)	4.24%	304	1.73%
01/21/20	FNMA	3135G0U43	2.875	09/12/23	09/12/23	5,050,000	5,296,103	4,982,280	(313,823)	4.33%	347	1.98%
07/31/19	Treasury Note	9128285D8	2.875	09/30/23	09/30/23	6,775,000	7,085,870	6,687,670	(378,200)	4.21%	365	2.66%
03/16/20	Treasury Note	9128285P1	2.875	11/30/23	11/30/23	3,200,000	3,479,090	3,146,880	(332,210)	4.35%	426	1.25%
03/20/19	Citibank NA	17325FA57	3.650	01/23/24	01/23/24	2,250,000	2,321,258	2,222,685	(98,573)	4.71%	480	0.88%
03/26/21	IBM Corp	459200HU8	3.625	02/12/24	02/12/24	1,750,000	1,882,594	1,724,508	(157,986)	4.73%	500	0.69%
12/10/21	Treasury Note	91282CBM2	0.130	02/15/24	02/15/24	1,725,000	1,702,562	1,628,918	(73,644)	4.34%	503	0.65%
04/10/21	Mellife Inc	59156RBH0	3.600	04/10/24	04/10/24	1,750,000	1,897,945	1,718,220	(179,725)	4.85%	558	0.68%
06/22/20	Comcast Corporation	2003NCR0	3.700	04/15/24	04/15/24	1,800,000	1,972,081	1,770,282	(201,799)	4.82%	563	0.70%
03/16/21	Bank of New York Mellon Corp	06406HCY9	3.400	05/15/24	05/15/24	2,000,000	2,144,538	1,961,680	(182,858)	4.66%	593	0.78%
01/18/22	Target Corporation	87612EBD7	3.500	07/01/24	07/01/24	1,750,000	1,831,278	1,721,073	(110,205)	4.57%	640	0.68%
11/03/20	Bristol-Myers Squibb Co	110122CM8	2.900	07/26/24	07/26/24	1,900,000	2,025,714	1,843,513	(182,201)	4.62%	665	0.73%

Burbank-Glendale-Pasadena Airport Authority - Operating Account

Statement of Investments

As of 09/30/22

Purchase Date	Type of Investment	CUSIP	Coupon	Maturity Date	Eff. Mat. Date	Par Value	Purchase Cost	Market Value	Unrealized Gain/Loss	YTM	Days to Eff. Mat.	% Mkt Value
10/31/19	Honeywell International Inc	438516BW5	2.300	08/15/24	08/15/24	1,600,000	1,646,699	1,536,192	(110,507)	4.54%	685	0.61%
06/30/21	Treasury Note	9128282U3	1.875	08/31/24	08/31/24	13,000,000	13,567,227	12,429,170	(1,138,057)	4.28%	701	4.94%
05/20/21	United Parcel Service INC	911312BT2	2.200	09/01/24	09/01/24	1,571,000	1,637,949	1,503,227	(134,722)	4.57%	702	0.60%
02/12/21	PNC Bank NA	69353REF1	3.300	10/30/24	10/30/24	2,000,000	2,150,631	1,936,100	(214,531)	4.93%	761	0.77%
01/27/22	FHLB	3130A3GE8	2.750	12/13/24	12/13/24	2,200,000	2,281,046	2,124,936	(156,110)	4.39%	805	0.84%
01/27/22	Treasury Note	91282CDN8	1.000	12/15/24	12/15/24	2,000,000	1,977,266	1,863,440	(113,826)	4.27%	807	0.74%
06/25/20	Wisconsin Electric Power Company	976656CL0	2.050	12/15/24	12/15/24	1,450,000	1,518,887	1,369,076	(149,811)	4.74%	807	0.54%
01/06/22	FFCB	3133ENKS8	1.130	01/06/25	01/06/25	1,540,000	1,536,535	1,432,031	(104,504)	4.41%	829	0.57%
12/10/21	Federal National Mortgage Association	3135G0X24	1.630	01/07/25	01/07/25	1,500,000	1,527,600	1,413,990	(113,610)	4.30%	830	0.56%
05/11/22	Apple Inc	037833DF4	2.750	01/13/25	01/13/25	1,700,000	1,691,920	1,636,182	(55,738)	4.49%	836	0.65%
03/29/21	US Bank NA/Cincinnati OH	90331HPL1	2.050	01/21/25	01/21/25	2,000,000	2,069,895	1,882,020	(187,875)	4.78%	844	0.75%
09/15/22	Merck & Co Inc	59333YAR6	2.750	02/10/25	02/10/25	1,825,000	1,770,464	1,751,453	(19,011)	4.57%	864	0.70%
10/01/20	FHLMC Reference Note	3137EAP0	1.500	02/12/25	02/12/25	7,000,000	7,082,816	6,565,650	(517,166)	4.28%	866	2.61%
03/04/22	FFCB	3133ENPY0	1.750	02/25/25	02/25/25	1,750,000	1,753,833	1,646,085	(107,748)	4.38%	879	0.65%
12/22/20	Exxon Mobil Corp	30231GAF9	2.709	03/06/25	03/06/25	1,825,000	1,939,204	1,744,992	(194,212)	4.63%	888	0.69%
08/05/20	FHLB	3130A4CH3	2.380	03/14/25	03/14/25	250,000	273,060	238,043	(35,017)	4.45%	896	0.09%
08/05/20	Ace InA Holdings Inc	00440EAS6	3.150	03/15/25	03/15/25	1,875,000	2,048,908	1,800,544	(248,364)	4.88%	897	0.72%
05/12/20	Intel Corp	458140BP4	3.400	03/25/25	03/25/25	1,000,000	1,106,180	969,640	(136,540)	4.71%	907	0.39%
09/30/21	Treasury Note	912828ZF0	0.050	03/31/25	03/31/25	2,300,000	2,287,242	2,097,853	(189,389)	4.24%	913	0.83%
05/05/20	Florida Power & Light Company	341081FZ5	2.850	04/01/25	04/01/25	1,000,000	1,086,930	956,660	(130,270)	4.71%	914	0.38%
02/12/21	General Dynamics Corporation	369550BK3	3.250	04/01/25	04/01/25	250,000	274,895	241,440	(33,455)	4.72%	914	0.10%
09/28/20	Federal Home Loan Banks	3130AJHU6	0.500	04/14/25	04/14/25	7,000,000	7,032,434	6,369,090	(663,344)	4.28%	927	2.53%
05/04/22	Home Depot Inc	437076CM2	2.700	04/15/25	04/15/25	1,800,000	1,770,312	1,718,136	(52,176)	4.62%	928	0.68%
12/01/21	FNMA	3135G03U5	0.630	04/22/25	04/22/25	9,500,000	9,317,379	8,658,775	(658,604)	4.31%	935	3.44%
06/06/22	Caterpillar Financial Services	14913R2V8	3.400	05/13/25	05/13/25	1,800,000	1,801,335	1,740,978	(60,357)	4.74%	956	0.69%
05/11/21	General Dynamics Corporation	369550BG2	3.500	05/15/25	05/15/25	1,400,000	1,514,257	1,361,948	(152,309)	4.61%	958	0.54%
02/10/22	Qualcomm Incorporated	747525AF0	3.450	05/20/25	05/20/25	1,700,000	1,751,887	1,649,408	(102,479)	4.66%	963	0.66%
12/15/21	Pfizer Inc	717081EZ7	0.800	05/28/25	05/28/25	2,000,000	1,956,882	1,817,580	(139,302)	4.47%	971	0.72%
06/15/22	Cisco Systems Inc	17275RAW2	3.500	06/15/25	06/15/25	1,400,000	1,398,338	1,363,880	(34,458)	4.52%	989	0.54%
08/05/20	Treasury Note	912828ZW3	0.250	06/30/25	06/30/25	9,000,000	8,958,043	8,076,780	(881,263)	4.24%	1004	3.21%
09/30/22	Treasury Note	91282CEY3	3.000	07/15/25	07/15/25	3,500,000	3,389,531	3,382,960	(6,571)	4.28%	1019	1.34%
11/19/20	Intel Corp	458140AS9	3.700	07/29/25	07/29/25	625,000	690,233	608,988	(81,245)	4.68%	1033	0.24%
09/24/20	State Street Corporation	857477AT0	3.550	08/18/25	08/18/25	2,000,000	2,225,135	1,932,540	(292,595)	4.82%	1053	0.77%
09/25/20	FNMA Benchmark Note	3135G05X7	0.375	08/25/25	08/25/25	3,500,000	3,493,349	3,128,755	(364,594)	4.30%	1060	1.24%
06/14/22	Burlington Northern Santa Fe LLC	12189LAY7	3.650	09/01/25	09/01/25	1,375,000	1,360,701	1,330,835	(29,866)	4.84%	1067	0.53%

Burbank-Glendale-Pasadena Airport Authority - Operating Account

Statement of Investments

As of 09/30/22

Purchase Date	Type of Investment	CUSIP	Coupon	Maturity Date	Eff. Mat. Date	Par Value	Purchase Cost	Market Value	Unrealized Gain/Loss	YTM	Days to Eff. Mat.	% Mkt Value
09/08/22	John Deere Capital Corp	24422EWJ4	4.050	09/08/25	09/08/25	1,800,000	1,800,980	1,770,138	(30,842)	4.66%	1074	0.70%
09/29/22	FFCB	3133ENP95	4.250	09/30/25	09/30/25	2,500,000	2,496,650	2,491,725	(4,925)	4.37%	1096	0.99%
11/17/20	FNMA Benchmark Note	3135G06G3	0.500	11/07/25	11/07/25	12,000,000	11,848,979	10,693,200	(1,155,779)	4.29%	1134	4.25%
06/30/21	Lockheed Martin Corporation	539830BH1	3.550	01/15/26	01/15/26	1,784,000	1,840,276	1,724,486	(115,790)	4.65%	1203	0.69%
08/30/21	Prudential Financial Inc	74432QCH6	1.500	03/10/26	03/10/26	1,875,000	1,899,596	1,673,475	(226,121)	4.93%	1257	0.66%
11/29/21	Sierra Pacific Power	826418BM6	2.600	05/01/26	05/01/26	1,625,000	1,672,300	1,500,639	(171,661)	4.95%	1309	0.60%
09/13/21	FHLB	3130A8XY4	1.880	09/11/26	09/11/26	1,000,000	1,051,760	910,410	(141,350)	4.37%	1442	0.36%
01/13/22	FHLB	3130A9YY1	2.130	12/11/26	12/11/26	3,800,000	3,910,845	3,479,584	(431,261)	4.34%	1533	1.38%
	Subtotal					\$242,705,364	\$246,663,323	\$232,923,920	\$ (13,739,403)	4.23%	595	92.54%
	Local Agency Investment Fund (LAIF)					19,153,765	19,153,765	18,785,265	(368,500)	1.51%	304	7.46%
	Subtotal					\$261,859,129	\$265,817,088	\$251,709,185	\$ (14,107,903)	4.03%	574	100.00%
	Operating Bank Balance						10,277,065					
	TOTAL						\$276,094,153					

<p style="text-align: center;">Burbank-Glendale-Pasadena Airport Authority - Operating Account Statement of Purchases - Maturities - Sales As of 09/30/22</p>										
PURCHASES										
Purchase Date	Type of Investment	CUSIP	Coupon	Maturity Date	Par Value	Purchase Price	Purchase Cost	Prepaid Interest		
09/08/22	John Deere Capital Corp	24422EWJ4	4.050	09/08/25	1,725,000.00	100,12200	\$ 1,727,104.50	\$ (776.25)		
09/15/22	Caterpillar Financial Services	14913R2V8	3.400	05/13/25	150,000.00	97.85800	146,787.00	(1,785.00)		
09/15/22	Lockheed Martin Corporation	539830BH1	3.550	01/15/26	475,000.00	98.28500	466,853.75	(2,997.78)		
09/15/22	Merck & Co Inc	5933YAR6	2.750	02/10/25	783,000.00	97.01800	759,650.94	(2,332.69)		
09/15/22	Merck & Co Inc	5933YAR6	2.750	02/10/25	1,042,000.00	97.00700	1,010,812.94	(3,104.30)		
09/15/22	Qualcomm Incorporated	747525AF0	3.450	05/20/25	125,000.00	98.17700	122,721.25	(1,425.52)		
09/29/22	Ace InA Holdings Inc	00440EAS6	3.150	03/15/25	100,000.00	96.26900	96,269.00	(157.50)		
09/29/22	Bristol-Myers Squibb Co	110122CM8	2.900	07/26/24	100,000.00	97.18400	97,184.00	(539.72)		
09/29/22	Burlington Northern Santa Fe LLC	12189LAY7	3.650	09/01/25	100,000.00	97.10000	97,100.00	(324.44)		
09/29/22	Caterpillar Financial Services	14913R2V8	3.400	05/13/25	50,000.00	96.81000	48,405.00	(661.11)		
09/29/22	Cisco Systems Inc	17275RAW2	3.500	06/15/25	200,000.00	97.76300	195,526.00	(2,100.00)		
09/29/22	Citibank NA	17325FAS7	3.650	01/23/24	250,000.00	98.88200	247,205.00	(1,774.31)		
09/29/22	Comcast Corporation	2003NCR0	3.700	04/15/24	100,000.00	98.52800	98,528.00	(1,726.67)		
09/29/22	FFCB	3133ENP95	4.250	09/30/25	2,500,000.00	99.86600	2,496,650.00	-		
09/29/22	General Dynamics Corporation	369550BG2	3.500	05/15/25	200,000.00	97.34600	194,692.00	(2,683.33)		
09/29/22	Home Depot Inc	437076CM2	2.700	04/15/25	100,000.00	95.60800	95,608.00	(1,387.50)		
09/29/22	IBM Corp	459200HU8	3.625	02/12/24	100,000.00	98.65900	98,659.00	(513.54)		
09/29/22	John Deere Capital Corp	24422EWJ4	4.050	09/08/25	75,000.00	98.50100	73,875.75	(210.94)		
09/29/22	Lockheed Martin Corporation	539830BH1	3.550	01/15/26	50,000.00	96.81200	48,406.00	(384.58)		
09/29/22	Loews Corporation	540424AQ1	2.625	05/15/23	100,000.00	98.91000	98,910.00	(1,006.25)		
09/29/22	Pfizer Inc	717081EZ7	0.800	05/28/25	100,000.00	90.99800	90,998.00	(277.78)		
09/29/22	Public Service Electric And Gas	74456QBC9	2.375	05/15/23	100,000.00	98.67200	98,672.00	(910.42)		
09/29/22	Qualcomm Incorporated	747525AF0	3.450	05/20/25	75,000.00	97.16100	72,870.75	(955.94)		
09/29/22	Sierra Pacific Power	826418BM6	2.600	05/01/26	75,000.00	92.77000	69,577.50	(823.33)		
09/29/22	State Street Corporation	857477AT0	3.550	08/18/25	100,000.00	96.77000	96,770.00	(443.75)		
09/29/22	Target Corporation	87612EBD7	3.500	07/01/24	100,000.00	98.42800	98,428.00	(894.44)		
09/29/22	Treasury Note	912828ZP8	0.130	05/15/23	500,000.00	97.60550	488,027.50	(234.22)		
09/29/22	Treasury Note	912828ZU7	0.250	06/15/23	1,000,000.00	97.34375	973,437.50	(730.87)		
09/29/22	Treasury Note	912828ZD5	0.500	03/15/23	500,000.00	98.50390	492,519.50	(103.62)		
09/29/22	Treasury Note	912828Z86	1.380	02/15/23	500,000.00	99.12500	495,625.00	(859.38)		
09/29/22	Truist Financial Corp	89788MAF9	2.285	06/09/25	100,000.00	98.00600	98,006.00	(193.48)		
09/29/22	United Parcel Service INC	911312BT2	2.200	09/01/24	100,000.00	95.77400	95,774.00	(195.56)		
09/30/22	Treasury Note	912828ZH6	0.250	04/15/23	5,500,000.00	98.07813	5,394,297.00	(6,424.06)		
09/30/22	Treasury Note	912828ZU7	0.250	06/15/23	500,000.00	97.35160	486,758.00	(375.49)		
09/30/22	Treasury Note	91282CEY3	3.000	07/15/25	3,500,000.00	96.84375	3,389,531.25	(22,826.08)		
TOTAL PURCHASES					\$ 21,075,000.00		\$ 20,662,240.13	\$ (62,139.85)		

Burbank-Glendale-Pasadena Airport Authority - Operating Account											
Statement of Purchases - Maturities - Sales											
As of 09/30/22											
PURCHASES											
Purchase Date	Type of Investment	CUSIP	Coupon	Maturity Date	Par Value	Purchase Price	Purchase Cost	Prepaid Interest			
MATURITIES											
Purchase Date	Type of Investment	CUSIP	Coupon	Maturity Date	Par Value	Purchase Price	Purchase Cost	Gain / (Loss)			
01/09/19	John Deere Capital Corp	24422ETV1	2.150	09/08/22	\$ 1,600,000.00	97.60734	\$ 1,561,717.50	\$ 38,282.50			
05/18/18	Merck & Co Inc	589331AT4	2.400	09/15/22	1,500,000.00	96.55900	1,448,385.00	51,615.00			
09/25/17	National Rural Utilities Coop	63743HEQ1	2.300	09/15/22	1,000,000.00	99.59800	995,980.00	4,020.00			
10/03/17	Treasury Note	9128282W9	1.875	09/30/22	9,125,000.00	99.71142	9,098,667.00	26,333.00			
TOTAL MATURITIES						\$ 13,225,000.00	\$ 13,104,749.50	\$ 120,250.50			
SALES / REDEMPTIONS											
Purchase Date	Type of Investment	CUSIP	Coupon	Maturity Date	Sale Date	Par Value	Sale Price	Sale Amount	Purchase Cost	Gain / (Loss)	
											\$ -
											-
											-
											-
TOTAL SALES						\$ -	\$ -	\$ -	\$ -	\$ -	

Burbank-Glendale-Pasadena Airport Authority - Operating Account
Earnings Report
09/01/22-09/30/22

Type of Investment	Coupon	Maturity Date	Previous Accrual	Realized Interest For Period	Interest Paid At Purc/Recv	Current Accrual	Interest Earned	Amrt/Accrt For Period	Adjusted Total Int. Earned
FIXED INCOME									
John Deere Capital Corp	2.150	09/08/22	16,531.11	17,200.00	-	-	668.89	-	668.89
Merck & Co Inc	2.400	09/15/22	16,600.00	18,000.00	-	-	1,400.00	-	1,400.00
National Rural Utilities Coop	2.300	09/15/22	10,605.56	11,500.00	-	-	894.44	-	894.44
Treasury Note	1.875	09/30/22	71,990.27	85,546.88	-	-	13,556.61	-	13,556.61
FNMA	2.000	10/05/22	36,500.00	-	-	44,000.00	7,500.00	(1,196.87)	6,303.13
Bank of America Corp	3.300	01/11/23	10,083.33	-	-	16,133.33	6,050.00	(850.22)	5,199.78
Federal National Mortgage Association	2.375	01/19/23	13,300.00	-	-	22,800.00	9,500.00	(3,063.13)	6,436.87
JP Morgan Chase & CO	3.200	01/25/23	7,120.00	-	-	13,053.33	5,933.33	(1,301.59)	4,631.74
Treasury Note	2.375	01/31/23	10,326.09	-	-	20,006.79	9,680.70	(2,417.61)	7,263.09
Treasury Note	1.380	02/15/23	3,175.95	-	859.38	9,658.63	5,623.30	6,483.25	12,106.55
Unitedhealth Group Inc	2.750	02/15/23	1,833.33	-	-	5,270.83	3,437.50	(359.23)	3,078.27
Federal Home Loan Banks	1.380	02/17/23	4,759.03	-	-	14,956.94	10,197.91	2,809.94	13,007.85
Pepsico Inc	2.750	03/01/23	-	-	-	2,979.17	2,979.17	(1,087.68)	1,891.49
Treasury Note	0.500	03/15/23	11,548.91	12,500.00	103.62	1,215.47	2,062.94	6,034.23	8,097.17
Treasury Note	0.250	04/15/23	-	-	6,424.06	6,349.04	(75.02)	-	(75.02)
Treasury Note	2.750	04/30/23	63,474.18	-	-	78,830.84	15,356.66	(6,263.03)	9,093.63
Chevron Corp	2.300	05/11/23	3,789.16	-	-	9,202.24	5,413.08	(1,009.73)	4,403.35
Loews Corporation	2.625	05/15/23	13,139.58	-	1,006.25	17,850.00	3,704.17	(2,536.83)	1,167.34
Public Service Electric And Gas	2.375	05/15/23	7,867.19	-	910.42	10,990.97	2,213.36	(17.34)	2,196.02
Treasury Note	0.130	05/15/23	1,851.22	-	234.22	2,596.81	511.37	8,305.60	8,816.97
Simon Property Group LP	2.750	06/01/23	8,593.75	-	-	11,458.33	2,864.58	286.83	3,151.41
Treasury Note	0.250	06/15/23	2,131.15	-	1,106.36	4,057.38	819.87	9,447.52	10,267.39
Federal Home Loan Mortgage Corp	2.750	06/19/23	34,375.00	-	-	48,697.92	14,322.92	(12,503.73)	1,819.19
FNMA	0.250	07/10/23	1,416.67	-	-	2,250.00	833.33	4,464.00	5,297.33
Treasury Note	0.130	07/31/23	489.13	-	-	947.69	458.56	3,822.22	4,280.78
FNMA	2.875	09/12/23	68,157.47	72,593.75	-	7,662.67	12,098.95	(5,735.95)	6,363.00
Treasury Note	2.875	09/30/23	81,957.14	97,390.63	-	535.11	15,968.60	(6,011.91)	9,956.69
Treasury Note	2.875	11/30/23	23,377.05	-	-	30,918.03	7,540.98	(6,296.95)	1,244.03
Citibank NA	3.650	01/23/24	7,705.56	-	1,774.31	15,512.50	6,032.63	(1,686.95)	4,345.68
IBM Corp	3.625	02/12/24	3,156.77	-	513.54	8,634.55	4,964.24	(4,029.71)	934.53
3M	1.710	02/14/24	2,459.50	-	-	6,799.79	4,340.29	(142.98)	4,197.31
Treasury Note	0.130	02/15/24	99.61	-	-	275.39	175.78	847.80	1,023.58
Mellife Inc	3.600	04/10/24	24,675.00	-	-	29,925.00	5,250.00	(4,306.21)	943.79
Comcast Corporation	3.700	04/15/24	23,762.22	-	1,726.67	30,710.00	5,221.11	(3,997.51)	1,223.60

Burbank-Glendale-Pasadena Airport Authority - Operating Account

**Earnings Report
09/01/22-09/30/22**

Type of Investment	Coupon	Maturity Date	Previous Accrual	Realized Interest For Period	Interest Paid At Purc/Recv	Current Accrual	Interest Earned	Amrt/Accrt For Period	Adjusted Total Int. Earned
Bank of New York Mellon Corp	NOTE	05/15/24	20,022.22	-	-	25,688.89	5,666.67	(4,010.27)	1,656.40
Target Corporation	NOTE	07/01/24	9,625.00	-	894.44	15,312.50	4,793.06	(2,829.54)	1,963.52
Bristol-Myers Squibb Co	NOTE	07/26/24	5,075.00	-	539.72	9,948.61	4,333.89	(2,990.28)	1,343.61
Honeywell International Inc	NOTE	08/15/24	1,635.56	-	-	4,702.22	3,066.66	(920.81)	2,145.85
Treasury Note	NOTE	08/31/24	673.34	-	-	20,873.62	20,200.28	(14,707.69)	5,492.59
United Parcel Service INC	NOTE	09/01/24	-	-	195.56	2,880.17	2,684.61	(1,963.41)	721.20
PNC Bank NA	NOTE	10/30/24	22,183.33	-	-	27,683.33	5,500.00	(3,534.55)	1,965.45
FHLB	NOTE	12/13/24	13,108.33	-	-	18,150.00	5,041.67	(2,349.15)	2,692.52
Treasury Note	NOTE	12/15/24	4,262.30	-	-	5,901.64	1,639.34	648.32	2,287.66
Wisconsin Electric Power Company	NOTE	12/15/24	6,275.28	-	-	8,752.36	2,477.08	(1,336.93)	1,140.15
FFCB	NOTE	01/06/25	2,646.88	-	-	4,090.63	1,443.75	96.70	1,540.45
Federal National Mortgage Association	NOTE	01/07/25	3,656.25	-	-	5,687.50	2,031.25	(750.00)	1,281.25
Apple Inc	NOTE	01/13/25	6,233.33	-	-	10,129.17	3,895.84	252.50	4,148.34
US Bank NA/Cincinnati OH	NOTE	01/21/25	4,555.56	-	-	7,972.22	3,416.66	(1,582.58)	1,834.08
Merck & Co Inc	NOTE	02/10/25	-	-	5,436.99	7,109.90	1,672.91	760.09	2,433.00
FHLMC Reference Note	NOTE	02/12/25	5,541.67	-	-	14,291.67	8,750.00	(2,042.08)	6,707.92
FFCB	NOTE	02/25/25	510.42	-	-	3,062.50	2,552.08	(107.65)	2,444.43
Exxon Mobil Corp	NOTE	03/06/25	24,032.97	24,719.63	-	3,433.28	4,119.94	(2,315.40)	1,804.54
FHLB	NOTE	03/14/25	2,754.34	2,968.75	-	280.38	494.79	(417.25)	77.54
Ace InA Holdings Inc	NOTE	03/15/25	25,781.88	27,956.25	157.50	2,625.00	4,641.87	(3,431.21)	1,210.66
Intel Corp	NOTE	03/25/25	14,733.33	17,000.00	-	566.67	2,833.34	(1,810.58)	1,022.76
Treasury Note	NOTE	03/31/25	4,838.80	5,750.00	-	31.59	942.79	299.71	1,242.50
Florida Power & Light Company	NOTE	04/01/25	11,875.00	14,250.00	-	-	2,375.00	(1,471.36)	903.64
General Dynamics Corporation	NOTE	04/01/25	3,385.42	4,062.50	-	-	677.08	(502.51)	174.57
Federal Home Loan Banks	NOTE	04/14/25	13,319.44	-	-	16,236.11	2,916.67	(603.36)	2,313.31
Home Depot Inc	NOTE	04/15/25	19,507.50	-	1,387.50	24,705.00	3,810.00	730.01	4,540.01
FNMA	NOTE	04/22/25	21,276.04	-	-	26,223.96	4,947.92	5,075.00	10,022.92
Caterpillar Financial Services	NOTE	05/13/25	16,320.00	-	2,446.11	23,460.00	4,693.89	(134.37)	4,559.52
General Dynamics Corporation	NOTE	05/15/25	12,366.67	-	2,683.33	18,511.11	3,461.11	(2,496.87)	964.24
Qualcomm Incorporated	NOTE	05/20/25	14,518.75	-	2,381.46	21,342.08	4,441.87	(1,407.64)	3,034.23
Pfizer Inc	NOTE	05/28/25	3,926.67	-	277.78	5,466.67	1,262.22	838.65	2,100.87
Truist Financial Corp	NOTE	06/09/25	9,951.99	11,151.84	193.48	3,456.90	4,463.27	-	4,463.27
Cisco Systems Inc	NOTE	06/15/25	8,866.67	-	2,100.00	14,427.78	3,461.11	200.04	3,661.15
Treasury Note	NOTE	06/30/25	3,851.90	-	-	5,686.14	1,834.24	750.62	2,584.86
Treasury Note	NOTE	07/15/25	-	-	22,826.08	22,255.43	(570.65)	-	(570.65)

Burbank-Glendale-Pasadena Airport Authority - Operating Account
Earnings Report
09/01/22-09/30/22

Type of Investment	Coupon	Maturity Date	Previous Accrual	Realized Interest For Period	Interest Paid At Purc/Recv	Current Accrual	Interest Earned	Amrt/Accrt For Period	Adjusted Total Int. Earned
Intel Corp	NOTE	07/29/25	2,055.56	-	-	3,982.64	1,927.08	(1,231.79)	695.29
State Street Corporation	NOTE	08/18/25	2,435.69	-	443.75	8,480.56	5,601.12	(4,086.89)	1,514.23
FNMA Benchmark Note	NOTE	08/25/25	218.75	-	-	1,312.50	1,093.75	112.90	1,206.65
Burlington Northern Santa Fe LLC	NOTE	09/01/25	-	-	324.44	4,182.29	3,857.85	296.06	4,153.91
John Deere Capital Corp	NOTE	09/08/25	-	-	987.19	4,657.50	3,670.31	(37.16)	3,633.15
FFCB	NOTE	09/30/25	-	-	-	295.14	295.14	3.10	298.24
FNMA Benchmark Note	NOTE	11/07/25	19,000.00	-	-	24,000.00	5,000.00	3,189.17	8,189.17
Lockheed Martin Corporation	NOTE	01/15/26	5,710.96	-	3,382.36	13,370.09	4,276.77	(1,144.21)	3,132.56
Prudential Financial Inc	NOTE	03/10/26	13,359.38	14,062.50	-	1,640.63	2,343.75	(452.25)	1,891.50
Sierra Pacific Power	NOTE	05/01/26	13,433.33	-	823.33	17,604.17	3,347.51	(968.20)	2,379.31
FHLB	NOTE	09/11/26	8,854.17	9,375.00	-	1,041.67	1,562.50	(864.12)	698.38
FHLB	NOTE	12/11/26	17,944.44	-	-	24,673.61	6,729.17	(1,881.94)	4,847.23
Subtotal			\$ 987,175.05	\$ 446,027.73	\$ 62,139.85	\$ 960,464.58	\$ 357,177.41	\$ (73,442.95)	\$ 283,734.46
CASH EQUIVALENTS									
Blackrock Liquidity Funds			-	9,017.25	-	-	9,017.25	-	9,017.25
Subtotal			\$ -	\$ 9,017.25	\$ -	\$ -	\$ 9,017.25	\$ -	\$ 9,017.25
LAIF									
Local Agency Investment Fund			38,472.39	-	-	65,173.22	26,700.83	-	26,700.83
TOTAL			\$ 1,025,647.44	\$ 455,044.98	\$ 62,139.85	\$ 1,025,637.80	\$ 392,895.49	\$ (73,442.95)	\$ 319,452.54

Burbank-Glendale-Pasadena Airport Authority - PFC Account
Statement of Investments
As of 09/30/22

Purchase Date	Type of Investment	CUSIP	Coupon	Maturity Date	Eff Mat. Date	Par Value	Purchase Cost	Market Value	Unrealized Gain/Loss	YTM	Days to Eff. Mat.	% Mkt Value
09/30/22	Blackrock Liquidity Funds	09248U718	0.000	09/30/22	09/30/22	\$ 184,524	\$ 184,524	\$ 184,524	\$ -	3.28%	0	0.34%
09/12/19	FNMA	3135G0T78	2.000	10/05/22	10/05/22	1,000,000	1,009,770	1,000,000	(9,770)	1.98%	5	1.83%
02/16/22	Chevron Corp	166764BU3	2.300	05/11/23	11/11/22	400,000	403,540	400,872	(2,668)	4.17%	42	0.73%
02/24/22	3M Co	88579YBE0	1.710	02/14/24	11/14/22	375,000	375,705	373,358	(2,347)	4.39%	45	0.68%
03/04/22	Treasury Note	91282CAX9	0.130	11/30/22	11/30/22	300,000	298,313	298,431	118	3.28%	61	0.55%
03/03/22	Truist Financial Corp	89788MAF9	2.280	06/09/25	11/30/22	500,000	497,792	490,395	(7,397)	4.32%	61	0.90%
04/25/18	Bank of America Corp	06051GEU9	3.300	01/11/23	01/11/23	510,000	512,807	508,490	(4,317)	4.34%	103	0.93%
09/26/19	Federal National Mortgage Assoc	3135G0T94	2.375	01/19/23	01/19/23	1,750,000	1,791,413	1,742,930	(48,483)	3.71%	111	3.19%
03/20/19	JP Morgan Chase & CO	46625HJH4	3.200	01/25/23	01/25/23	510,000	518,383	508,592	(9,791)	4.19%	117	0.93%
08/22/19	Treasury Note	9128283U2	2.375	01/31/23	01/31/23	2,000,000	2,047,465	1,990,860	(56,605)	3.74%	123	3.64%
03/18/19	Unitedhealth Group Inc	91324PBZ4	2.750	02/15/23	02/15/23	390,000	392,376	387,898	(4,478)	4.20%	138	0.71%
04/05/22	Federal Home Loan Banks	3130AJTE3	1.380	02/17/23	02/17/23	1,175,000	1,171,154	1,164,613	(6,541)	3.72%	140	2.13%
10/02/19	Pepsico Inc.	713448CG1	2.750	03/01/23	03/01/23	375,000	387,177	373,005	(14,172)	4.03%	152	0.68%
05/02/22	Treasury Note	912828ZD5	0.500	03/15/23	03/15/23	800,000	789,906	787,904	(2,002)	3.85%	166	1.44%
11/19/19	Treasury Note	9128284L1	2.750	04/30/23	04/30/23	2,000,000	2,070,830	1,985,540	(85,290)	4.01%	212	3.63%
11/03/20	Loews Corporation	540424AQ1	2.625	05/15/23	05/15/23	425,000	441,638	420,453	(21,185)	4.37%	227	0.77%
06/06/19	Public Service Electric And Gas	74456QBC9	2.375	05/15/23	05/15/23	300,000	302,050	296,145	(5,905)	4.48%	227	0.54%
05/02/22	Treasury Note	912828ZP8	0.130	05/15/23	05/15/23	800,000	783,406	780,784	(2,622)	4.06%	227	1.43%
02/04/19	Simon Property Group LP	828807DD6	2.750	06/01/23	06/01/23	300,000	298,333	296,295	(2,038)	4.64%	244	0.54%
02/19/20	FHLMC	3137EAEN5	2.750	06/19/23	06/19/23	1,875,000	1,984,696	1,856,625	(128,071)	4.14%	262	3.40%
03/14/22	FNMA	3135G05G4	0.250	07/10/23	07/10/23	1,200,000	1,178,796	1,164,072	(14,724)	4.20%	283	2.13%
01/31/22	Treasury Note	91282CCN9	0.130	07/31/23	07/01/23	2,000,000	1,971,406	1,933,280	(38,126)	4.24%	274	3.54%
01/21/20	FNMA	3135G0U43	2.875	09/12/23	09/12/23	1,400,000	1,464,189	1,381,226	(82,963)	4.33%	347	2.53%
07/31/19	Treasury Note	9128285D8	2.875	09/30/23	09/30/23	1,875,000	1,959,890	1,850,831	(109,059)	4.21%	365	3.39%
02/19/20	Treasury Note	9128285P1	2.875	11/30/23	11/30/23	800,000	856,141	786,720	(69,421)	4.35%	426	1.44%
03/20/19	Citibank NA	17325FAS7	3.650	01/23/24	01/23/24	550,000	557,000	543,323	(13,677)	4.71%	480	0.99%
03/26/21	IBM Corp	459200HU8	3.625	02/12/24	02/12/24	410,000	441,862	404,051	(37,811)	4.73%	500	0.74%
04/30/21	Treasury Note	91282CBM2	0.125	02/15/24	02/15/24	1,750,000	1,737,221	1,652,525	(84,696)	4.34%	503	3.02%
04/26/21	Melife Inc	59156RBH0	3.600	04/10/24	04/10/24	425,000	460,084	417,282	(42,802)	4.85%	558	0.76%
09/25/20	Comcast Corporation	20030NCR0	3.700	04/15/24	04/15/24	425,000	465,452	417,983	(47,469)	4.82%	563	0.77%
03/16/21	Bank of New York Mellon Corp	06406HCV9	3.400	05/15/24	05/15/24	475,000	510,244	465,899	(44,345)	4.66%	593	0.85%
01/18/22	Target Corporation	87612EBD7	3.500	07/01/24	07/01/24	425,000	446,008	417,975	(28,033)	4.57%	640	0.77%

Burbank-Glendale-Pasadena Airport Authority - PFC Account
Statement of Investments
As of 09/30/22

Purchase Date	Type of Investment	CUSIP	Coupon	Maturity Date	Eff Mat. Date	Par Value	Purchase Cost	Market Value	Unrealized Gain/Loss	YTM	Days to Eff. Mat.	% Mkt Value
11/03/20	Bristol-Myers Squibb Co	110122CM8	2.900	07/26/24	07/26/24	450,000	480,768	436,622	(44,146)	4.62%	665	0.80%
10/31/19	Honeywell International Inc	438516BW5	2.300	08/15/24	08/15/24	390,000	399,138	374,447	(24,691)	4.54%	685	0.69%
06/30/21	Treasury Note	9128282U3	1.875	08/31/24	08/31/24	1,600,000	1,669,813	1,529,744	(140,069)	4.28%	701	2.80%
05/20/21	United Parcel Service	911312BT2	2.200	09/01/24	09/01/24	374,000	391,124	357,866	(33,258)	4.57%	702	0.66%
02/12/20	PNC Funding Corp	69353REF1	3.300	10/30/24	10/30/24	325,000	345,449	314,616	(30,833)	4.93%	761	0.58%
09/24/20	Wisconsin Electric Power Company	976656CLO	2.050	12/15/24	12/15/24	350,000	368,382	330,467	(37,915)	4.74%	807	0.60%
01/06/22	FFCB	3133ENKS8	1.130	01/06/25	01/06/25	460,000	458,965	427,749	(31,216)	4.41%	829	0.78%
12/10/21	FNMA	3135G0X24	1.630	01/07/25	01/07/25	1,750,000	1,782,200	1,649,655	(132,545)	4.30%	830	3.02%
05/11/22	Apple Inc	037833DF4	2.750	01/13/25	01/13/25	425,000	422,980	409,046	(13,934)	4.49%	836	0.75%
02/17/22	US Bank NA/Cincinnati	90331HPL1	2.050	01/21/25	01/21/25	475,000	475,751	446,980	(28,771)	4.78%	844	0.82%
09/15/22	Merck & Co Inc	58933YAR6	2.750	02/10/25	02/10/25	434,000	421,031	416,510	(4,521)	4.57%	864	0.76%
01/06/22	FHLMC Reference Note	3137EAEPO	1.500	02/12/25	02/12/25	1,750,000	1,765,705	1,641,413	(124,292)	4.28%	866	3.00%
03/04/22	FFCB	3133ENPY0	1.750	02/25/25	02/25/25	1,250,000	1,252,738	1,175,775	(76,963)	4.38%	879	2.15%
12/22/20	Exxon Mobil Corp	30231GAF9	2.709	03/06/25	03/06/25	400,000	426,156	382,464	(43,692)	4.63%	888	0.70%
11/03/20	Ace InA Holdings Inc	00440EAS6	3.150	03/15/25	03/15/25	435,000	474,791	417,726	(57,065)	4.88%	897	0.76%
09/30/21	Treasury Note	912828ZF0	0.050	03/31/25	03/31/25	1,600,000	1,591,125	1,459,376	(131,749)	4.24%	913	2.67%
02/12/21	General Dynamics Corporation	369550BK3	3.250	04/01/25	04/01/25	50,000	54,979	48,288	(6,691)	4.72%	914	0.09%
09/28/20	Federal Home Loan Banks	3130AJHU6	0.500	04/14/25	04/14/25	1,450,000	1,453,984	1,319,312	(134,672)	4.28%	927	2.41%
05/04/22	Home Depot Inc	437076CM2	2.700	04/15/25	04/15/25	425,000	418,714	405,671	(13,043)	4.62%	928	0.74%
12/01/21	FNMA	3135G03U5	0.630	04/22/25	04/22/25	1,225,000	1,190,032	1,116,526	(73,506)	4.31%	935	2.04%
06/06/22	Caterpillar Financial Services	14913R2V8	3.400	05/13/25	05/13/25	425,000	426,632	411,064	(15,568)	4.74%	956	0.75%
05/11/21	General Dynamics Corporation	369550BG2	3.500	05/15/25	05/15/25	350,000	380,073	340,487	(39,586)	4.61%	958	0.62%
02/10/22	Qualcomm Incorporated	747525AF0	3.450	05/20/25	05/20/25	400,000	412,594	388,096	(24,498)	4.66%	963	0.71%
12/15/21	Pfizer Inc	717081EX7	0.800	05/28/25	05/28/25	475,000	466,704	431,675	(35,029)	4.47%	971	0.79%
06/15/22	Cisco Systems Inc	17275RAW2	3.500	06/15/25	06/15/25	400,000	397,604	399,680	(7,924)	4.52%	989	0.71%
09/01/22	Treasury Note	91282CEU1	2.875	06/15/25	06/15/25	1,600,000	1,571,813	1,543,120	(28,693)	4.28%	989	2.82%
11/17/20	Treasury Note	912828ZW3	0.250	06/30/25	06/30/25	1,750,000	1,710,434	1,570,485	(139,949)	4.24%	1004	2.87%
09/30/22	Treasury Note	91282CEY3	3.000	07/15/25	07/15/25	1,200,000	1,162,125	1,159,872	(2,253)	4.28%	1019	2.12%
09/25/20	Intel Corp	458140AS9	3.700	07/29/25	07/29/25	400,000	447,034	389,752	(57,282)	4.68%	1033	0.71%
09/24/20	State Street Corporation	857477AT0	3.550	08/18/25	08/18/25	475,000	531,316	458,978	(72,338)	4.82%	1053	0.84%
06/14/22	Burlington Northern Santa Fe LLC	12189LAY7	3.650	09/01/25	09/01/25	325,000	322,094	314,561	(7,533)	4.84%	1067	0.58%
09/08/22	John Deere Capital Corp	24422EWJ4	4.050	09/08/25	09/08/25	425,000	425,518	417,949	(7,569)	4.66%	1074	0.77%

Burbank-Glendale-Pasadena Airport Authority - PFC Account
Statement of Investments
As of 09/30/22

Purchase Date	Type of Investment	CUSIP	Coupon	Maturity Date	Eff Mat. Date	Par Value	Purchase Cost	Market Value	Unrealized Gain/Loss	YTM	Days to Eff. Mat.	% Mkt Value
11/17/20	FNMA Benchmark Note	3135G06G3	0.500	11/07/25	11/07/25	3,155,000	3,140,116	2,811,421	(328,695)	4.29%	1134	5.15%
06/30/21	Lockheed Martin Corporation	539830BH1	3.550	01/15/26	01/15/26	415,000	432,813	401,156	(31,657)	4.65%	1203	0.73%
08/30/21	Prudential Financial Inc	74432QCH6	1.500	03/10/26	03/10/26	450,000	455,337	401,634	(53,703)	4.93%	1257	0.74%
11/29/21	Sierra Pacific Power	826418BM6	2.600	05/01/26	05/01/26	375,000	389,283	346,301	(42,982)	4.95%	1309	0.63%
09/13/21	FHLB	3130A8XY4	1.880	09/11/26	09/11/26	300,000	315,527	273,123	(42,404)	4.37%	1442	0.50%
01/13/22	FHLB	3130A9YY1	2.130	12/11/26	12/11/26	700,000	720,418	640,976	(79,442)	4.34%	1533	1.17%
		Subtotal				\$ 56,942,524	\$ 57,860,831	\$ 54,633,464	\$ (3,227,367)	4.25%	608	100.00%
	PFC Bank Balance						4,051,598					
		TOTAL					\$ 61,912,429					

Burbank-Glendale-Pasadena Airport Authority - PFC Account												
Statement of Purchases - Maturities - Sales												
As of 09/30/22												
PURCHASES												
Purchase Date	Type of Investment	CUSIP	Coupon	Maturity Date	Par Value	Purchase Price	Purchase Cost	Prepaid Interest				
09/01/22	Citibank NA	17325FAS7	3.650	01/23/24	\$ 250,000.00	99.87300	\$ 249,682.50	\$ (1,089.93)				
09/01/22	FNMA	3135G03U5	0.630	04/22/25	325,000.00	92.51100	300,660.75	(733.51)				
09/01/22	General Dynamics Corporation	369550BG2	3.500	05/15/25	35,000.00	99.46794	34,813.78	(377.71)				
09/01/22	Lockheed Martin Corporation	539830BH1	3.550	01/15/26	40,000.00	99.09103	39,636.41	(201.17)				
09/01/22	Qualcomm Incorporated	747525AF0	3.450	05/20/25	50,000.00	98.91700	49,458.50	(507.92)				
09/01/22	Sierra Pacific Power	826418BM6	2.600	05/01/26	25,000.00	94.75100	23,687.75	(225.69)				
09/01/22	Treasury Note	91282CEU1	2.875	06/15/25	1,600,000.00	98.23828	1,571,812.50	(9,928.96)				
09/08/22	John Deere Capital Corp	24422EWJ4	4.050	09/08/25	425,000.00	100.12200	425,518.50	(191.25)				
09/15/22	Merck & Co Inc	58933YAR6	2.750	02/10/25	186,000.00	97.01800	180,453.48	(564.12)				
09/15/22	Merck & Co Inc	58933YAR6	2.750	02/10/25	248,000.00	97.00700	240,577.36	(738.83)				
09/30/22	Treasury Note	91282CEY3	3.000	07/15/25	1,200,000.00	96.84375	1,162,125.00	(7,826.09)				
TOTAL PURCHASES					\$ 4,384,000.00		\$ 4,278,426.53	\$ (22,375.18)				
MATURITIES												
Purchase Date	Type of Investment	CUSIP	Coupon	Maturity Date	Par Value	Purchase Price	Purchase Cost	Gain / (Loss)				
01/09/19	John Deere Capital Corp	24422ETV1	2.150	09/08/22	\$ 400,000.00	98.02406	\$ 392,086.25	\$ 7,903.75				
05/18/18	Merck & Co Inc	589331AT4	2.400	09/15/22	400,000.00	98.41400	393,656.00	6,344.00				
01/11/19	Treasury Note	9128282W9	1.875	09/30/22	1,225,000.00	98.10714	1,201,812.50	23,187.50				
TOTAL MATURITIES					\$ 2,025,000.00		\$ 1,987,564.75	\$ 37,435.25				
SALES / REDEMPTIONS / DELIVERS												
Purchase Date	Type of Investment	CUSIP	Coupon	Maturity Date	Sale Date	Par Value	Sale Price	Sale Amount	Purchase Cost	Gain / (Loss)		
								\$	-	-	\$	-
								-	-	-	-	-
								-	-	-	-	-
								-	-	-	-	-
								-	-	-	-	-
								\$	-	-	\$	-

Burbank-Glendale-Pasadena Airport Authority - PFC Account										
Earnings Report										
09/01/22-09/30/22										
Type of Investment	Type	Coupon	Maturity Date	Previous Accrual	Realized Interest For Period	Interest Paid At Purc/Recv	Current Accrual	Interest Earned	Amrt/Accrft For Period	Adjusted Total Int. Earned
FIXED INCOME										
John Deere Capital Corp	NOTE	2.150	09/08/22	4,132.78	4,300.00	-	-	167.22	-	167.22
Merck & Co Inc	NOTE	2.400	09/15/22	4,426.67	4,800.00	-	-	373.33	-	373.33
Treasury Note	NOTE	1.875	09/30/22	9,664.45	11,484.38	-	-	1,819.93	-	1,819.93
FNMA	NOTE	2.000	10/05/22	8,111.11	-	-	9,777.78	1,666.67	(265.97)	1,400.70
Treasury Note	NOTE	0.130	11/30/22	95.29	-	-	126.02	30.73	188.90	219.63
Bank of America Corp	NOTE	3.300	01/11/23	2,337.50	-	-	3,740.00	1,402.50	(262.78)	1,139.72
Federal National Mortgage Assoc	NOTE	2.375	01/19/23	4,848.96	-	-	8,312.50	3,463.54	(1,066.94)	2,396.60
JP Morgan Chase & CO	NOTE	3.200	01/25/23	1,632.00	-	-	2,992.00	1,360.00	(322.15)	1,037.85
Treasury Note	NOTE	2.375	01/31/23	4,130.43	-	-	8,002.72	3,872.29	(1,451.68)	2,420.61
Unitedhealth Group Inc	NOTE	2.750	02/15/23	476.67	-	-	1,370.42	893.75	(119.82)	773.93
Federal Home Loan Banks	NOTE	1.380	02/17/23	628.30	-	-	1,974.65	1,346.35	370.97	1,717.32
Pepsico Inc.	NOTE	2.750	03/01/23	-	-	-	859.38	859.38	(386.32)	473.06
Treasury Note	NOTE	0.500	03/15/23	1,847.83	2,000.00	-	176.80	328.97	958.27	1,287.24
Treasury Note	NOTE	2.750	04/30/23	18,532.61	-	-	23,016.30	4,483.69	(1,817.63)	2,666.06
Chevron Corp	NOTE	2.300	05/11/23	891.57	-	-	2,165.23	1,273.66	(237.58)	1,036.08
Loews Corporation	NOTE	2.625	05/15/23	3,284.90	-	-	4,214.58	929.68	(594.28)	335.40
Public Service Electric And Gas	NOTE	2.375	05/15/23	2,097.92	-	-	2,691.67	593.75	(60.22)	533.53
Treasury Note	NOTE	0.130	05/15/23	296.20	-	-	377.72	81.52	1,320.46	1,401.98
Simon Property Group LP	NOTE	2.750	06/01/23	2,062.50	-	-	2,750.00	687.50	24.74	712.24
FHLMC	NOTE	2.750	06/19/23	10,312.50	-	-	14,609.38	4,296.88	(2,796.51)	1,500.37
FNMA	NOTE	0.250	07/10/23	425.00	-	-	675.00	250.00	1,339.20	1,589.20
Treasury Note	NOTE	0.130	07/31/23	217.39	-	-	421.20	203.81	1,604.66	1,808.47
FNMA	NOTE	2.875	09/12/23	18,895.14	20,125.00	-	2,124.31	3,354.17	(1,469.98)	1,884.19
Treasury Note	NOTE	2.875	09/30/23	22,681.86	26,953.13	-	148.09	4,419.36	(1,759.85)	2,659.51
Citibank NA	NOTE	2.875	11/30/23	5,844.26	-	-	7,729.51	1,885.25	(1,235.80)	649.45
IBM Corp	NOTE	3.650	01/23/24	1,155.83	-	1,089.93	3,791.94	1,546.18	(107.65)	1,438.53
Treasury Note	NOTE	3.625	02/12/24	784.41	-	-	2,022.95	1,238.54	(980.71)	257.83
3M Co	NOTE	0.125	02/15/24	101.05	-	-	279.38	178.33	436.08	614.41
Metlife Inc	NOTE	1.710	02/14/24	567.58	-	-	1,569.18	1,001.60	(33.00)	968.60
Comcast Corporation	NOTE	3.600	04/10/24	5,992.50	-	-	7,267.50	1,275.00	(1,031.18)	243.82
Bank of New York Mellon Corp	NOTE	3.700	04/15/24	5,940.56	-	-	7,250.97	1,310.41	(1,025.64)	284.77
Target Corporation	NOTE	3.400	05/15/24	4,755.28	-	-	6,101.11	1,345.83	(988.67)	357.16
	NOTE	3.500	07/01/24	2,479.17	-	-	3,718.75	1,239.58	(719.16)	520.42

Burbank-Glendale-Pasadena Airport Authority - PFC Account
Earnings Report
09/01/22-09/30/22

Type of Investment	Type	Coupon	Maturity Date	Previous Accrual	Realized		Interest Paid At Purc/Recv	Current Accrual	Interest Earned	Amrt/Accrft For Period	Adjusted Total Int. Earned
					Interest For Period	Interest For Period					
Bristol-Myers Squibb Co	NOTE	2.900	07/26/24	1,288.75	-	-	-	2,356.25	1,087.50	(734.97)	352.53
Honeywell International Inc	NOTE	2.300	08/15/24	398.67	-	-	-	1,146.17	747.50	(194.99)	552.51
Treasury Note	NOTE	1.875	08/31/24	82.87	-	-	-	2,569.06	2,486.19	(1,810.18)	676.01
United Parcel Service	NOTE	2.200	09/01/24	-	-	-	-	685.67	685.67	(478.18)	207.49
PNC Funding Corp	NOTE	3.300	10/30/24	3,604.79	-	-	-	4,498.54	893.75	(359.06)	534.69
Wisconsin Electric Power Company	NOTE	2.050	12/15/24	1,514.72	-	-	-	2,112.64	597.92	(377.41)	220.51
FFCB	NOTE	1.130	01/06/25	790.63	-	-	-	1,221.88	431.25	28.88	460.13
FNMA	NOTE	1.630	01/07/25	4,265.63	-	-	-	6,635.42	2,369.79	(875.00)	1,494.79
Apple Inc	NOTE	2.750	01/13/25	1,558.33	-	-	-	2,532.29	973.96	63.13	1,037.09
US Bank NA/Cincinnati	NOTE	2.050	01/21/25	1,081.94	-	-	-	1,893.40	811.46	(21.46)	790.00
Merck & Co Inc	NOTE	2.750	02/10/25	-	-	1,292.95	-	1,690.79	397.84	180.75	578.59
FHLMC Reference Note	NOTE	1.500	02/12/25	1,385.42	-	-	-	3,572.92	2,187.50	(423.98)	1,763.52
FFCB	NOTE	1.750	02/25/25	364.58	-	-	-	2,187.50	1,822.92	(76.90)	1,746.02
Exxon Mobil Corp	NOTE	2.709	03/05/25	5,267.50	5,418.01	-	-	752.50	903.01	(554.63)	348.38
Ace InA Holdings Inc	NOTE	3.150	03/15/25	6,318.38	6,851.25	-	-	609.00	1,141.87	(796.61)	345.26
Treasury Note	NOTE	0.050	03/31/25	3,366.12	4,000.00	-	-	21.98	655.86	208.50	864.36
General Dynamics Corporation	NOTE	3.250	04/01/25	677.08	812.50	-	-	-	135.42	(100.50)	34.92
Federal Home Loan Banks	NOTE	0.500	04/14/25	2,759.03	-	-	-	3,363.19	604.16	(74.30)	529.86
Home Depot Inc	NOTE	2.700	04/15/25	4,876.88	-	-	-	5,833.13	956.25	178.07	1,134.32
FNMA	NOTE	0.630	04/22/25	2,015.62	-	733.51	-	3,381.51	632.38	1,004.36	1,636.74
Caterpillar Financial Services	NOTE	3.400	05/13/25	4,335.00	-	-	-	5,539.17	1,204.17	(46.43)	1,157.74
General Dynamics Corporation	NOTE	3.500	05/15/25	3,246.25	-	-	377.71	4,627.78	1,003.82	(636.54)	367.28
Qualcomm Incorporated	NOTE	3.450	05/20/25	3,387.71	-	-	507.92	5,021.67	1,126.04	(321.19)	804.85
Pfizer Inc	NOTE	0.800	05/28/25	981.67	-	-	-	1,298.33	316.66	204.10	520.76
Truist Financial Corp	NOTE	2.280	06/09/25	2,488.00	2,787.95	-	-	823.07	1,123.02	-	1,123.02
Cisco Systems Inc	NOTE	3.500	06/15/25	2,955.56	-	-	-	4,122.22	1,166.66	66.68	1,233.34
Treasury Note	NOTE	2.875	06/15/25	-	-	-	9,928.96	13,573.77	3,644.81	803.77	4,448.58
Treasury Note	NOTE	0.250	06/30/25	748.98	-	-	-	1,105.64	356.66	903.55	1,260.21
Treasury Note	NOTE	3.000	07/15/25	-	-	-	7,826.09	7,630.43	(195.66)	-	(195.66)
Intel Corp	NOTE	3.700	07/29/25	1,315.56	-	-	-	2,548.89	1,233.33	(837.37)	395.96
State Street Corporation	NOTE	3.550	08/18/25	608.92	-	-	-	2,014.13	1,405.21	(1,012.80)	392.41
Burlington Northern Santa Fe LLC	NOTE	3.650	09/01/25	-	-	-	-	988.54	988.54	75.47	1,064.01
John Deere Capital Corp	NOTE	4.050	09/08/25	-	-	-	191.25	1,099.69	908.44	(9.16)	899.28
FNMA Benchmark Note	NOTE	0.500	11/07/25	4,995.42	-	-	-	6,310.00	1,314.58	311.02	1,625.60

Burbank-Glendale-Pasadena Airport Authority - PFC Account												
Earnings Report												
09/01/22-09/30/22												
Type of Investment	Type	Coupon	Maturity Date	Previous Accrual	Realized Interest For Period	Interest Paid At Purc/Recv	Current Accrual	Interest Earned	Amrt/Accrt For Period	Adjusted Total Int. Earned		
Lockheed Martin Corporation	NOTE	3.550	01/15/26	1,701.04	-	201.17	3,110.19	1,207.98	(344.98)	863.00		
Prudential Financial Inc	NOTE	1.500	03/10/26	3,206.25	3,375.00	-	393.75	562.50	(98.18)	464.32		
Sierra Pacific Power	NOTE	2.600	05/01/26	3,033.33	-	225.69	4,062.50	803.48	(269.66)	533.82		
FHLB	NOTE	1.880	09/11/26	2,656.25	2,812.50	-	312.50	468.75	(259.24)	209.51		
FHLB	NOTE	2.130	12/11/26	3,305.56	-	-	4,545.14	1,239.58	(346.67)	892.91		
	Subtotal			\$ 230,212.66	\$ 95,719.72	\$ 22,375.18	\$ 246,448.29	\$ 89,580.17	\$ (19,522.35)	\$ 70,057.82		
CASH EQUIVALENTS												
Blackrock Liquidity Funds				-	3,766.50	-	-	3,766.50	-	3,766.50		
	Subtotal			\$ -	\$ 3,766.50	\$ -	\$ -	\$ 3,766.50	\$ -	\$ 3,766.50		
	TOTAL			\$ 230,212.66	\$ 99,486.22	\$ 22,375.18	\$ 246,448.29	\$ 93,346.67	\$ (19,522.35)	\$ 73,824.32		

67

67

BURBANK-GLENDALE-PASADENA AIRPORT AUTHORITY

NOTES TO SCHEDULE OF CASH RECEIPTS AND DISBURSEMENTS MONTH AND THREE MONTHS ENDED SEPTEMBER 30, 2022 & 2021

General Comments

The Schedule of Cash Receipts and Disbursements ("Schedule") represents the cash basis activity for the month and fiscal year-to-date ("FYTD") compared to the allocation of the annual adopted budget.

The Schedule consists of two sections: Operating Activity and Facility Improvement Transactions. Receipts are shown as positive amounts and disbursements as negative amounts. Favorable budget variances are shown as positive amounts and unfavorable variances as negative amounts. Because this Schedule is on a cash basis, cash timing differences may contribute to budget variances.

The Operating Activity receipts include charges for services (parking, landing fees and concessions), tenant rents, fuel flowage fees, other revenues and investment receipts. The Operating Activity disbursements include costs of services, materials, contracts, personnel and debt service.

Facility Improvement Transactions represent the activity for the Authority's capital program, which consists of Other Facility Improvement Program Projects and the Noise Mitigation Program.

The FY 2023 Capital Program expenditures are primarily funded by the following sources:

- FAA-approved Passenger Facility Charge ("PFC") program receipts/reserves;
- Grants; and
- Operating Revenues

The FY 2023 Replacement Passenger Terminal Project expenditures are initially funded with Airport Reserves and will be reimbursed through future interim financing, which is expected to be completed before June 30, 2023.

The notes below provide additional information regarding the performance results detailed in the "Schedule of Cash Receipts and Disbursements."

A Supplemental Schedule of Cash Receipts and Disbursements reflecting the activities related to the 2012 Bond debt service and repayment to the Authority of the loans provided to the Rent-A-Car Companies ("RACs") for the Regional Intermodal Transportation Center / Consolidated Rental Car Facility is also presented.

The Adopted FY 2023 Budget includes the use of \$3.8 million in federal relief funds to support the 2015 Bond debt service.

NOTE (1) – Cash Receipts from Operations

Cash receipts from operations exceed the budget FYTD September. On an accrual basis, operating revenues exceed the budget FYTD September by \$2,950,564. See notes 2 through 8 for additional information regarding operating receipts.

NOTE (2) – Landing/Fuel Fees

Landing Fees are based on landed weight of the aircraft. Fuel fees are charged at a rate of \$0.05 a gallon to non-signatory air carriers for fuel loaded at BUR. On an accrual basis, Landing Fees combined with Fuel Flowage Fees exceed the budget by \$191,932 FYTD September.

(Continued)

BURBANK-GLENDALE-PASADENA AIRPORT AUTHORITY

NOTES TO SCHEDULE OF CASH RECEIPTS AND DISBURSEMENTS MONTH AND THREE MONTHS ENDED SEPTEMBER 30, 2022 & 2021

NOTE (3) – Parking Fees

Parking fee revenues performed above the budget forecast. Accrual basis Parking Fees are \$1,407,849 ahead of budget FYTD September.

NOTE (4) – Rental/Concession Receipts - Terminal Building

Terminal Building rental/concession receipts exceed the budget FYTD September. Accrual basis Terminal Building rents/concessions exceed the budget by \$621,111 FYTD September.

NOTE (5) – Rental Receipts - Other Buildings

Other Buildings rental receipts exceed the budget FYTD September partially due to the timing of receipts. Accrual basis Other Building rents are \$187,034 ahead of budget FYTD September due to CPI adjustments.

NOTE (6) – Ground Transportation

This category consists of off-airport access fees and TNC activity. Accrual basis Ground Transportation receipts exceed the budget by \$385,260 FYTD September.

NOTE (7) – Other Receipts

This category consists primarily of filming, TSA LEO reimbursements, fingerprint/badge renewal fees, noise fees, access fees, and ground handling services for the airlines. Accrual basis Other Receipts are \$110,420 ahead of budget FYTD September.

NOTE (8) – Investment Receipts - Treasurer

This line item represents cash received from the investment of funds. These receipts fluctuate in response to interest rate and portfolio balance changes, the timing of coupon payments and individual investment maturities. Accrual basis investment income exceeds the budget by \$46,958 FYTD September.

NOTE (9) – Cash Disbursements from Operations

Overall operating disbursements on a cash basis and accrual basis are favorably under the budget FYTD September. See additional information on operating disbursement in notes 10 through 16.

NOTE (10) – Administrative Supplies & Costs

This line item includes office supplies, printing, postage and delivery, office equipment service and lease, recruiting, membership, uniform, Commission meeting, conference and training costs.

NOTE (11) – Operating Supplies & Maintenance

This line item includes utilities, fuel, general repairs and maintenance, landscaping, supplies and telephone costs.

NOTE (12) – Contractual Operating Costs

This line item includes various contractual operating costs such as ARFF services, janitorial services, systems and vehicle repair, parking operations and the TBI Airport Management contract costs.

(Continued)

BURBANK-GLENDALE-PASADENA AIRPORT AUTHORITY

NOTES TO SCHEDULE OF CASH RECEIPTS AND DISBURSEMENTS MONTH AND THREE MONTHS ENDED SEPTEMBER 30, 2022 & 2021

NOTE (13) – Contractual Professional Services

This line item includes various professional services such as legal, auditing, noise, financial and insurance.

NOTE (14) – Wages and Benefits

Wages and Benefits consist of payroll and fringe benefit costs for the Airport Police officers, and include the impact of the terms of the Memorandum of Understanding effective February 2020. Wages and Benefits include overtime for film location services which are recovered through the related film revenue.

NOTE (15) – Other Operating Costs

This line item primarily includes public relations/advertising, air service retention, and license/permit fees.

NOTE (16) – Parking Tax

The 12% City of Burbank parking tax is paid quarterly for the prior three-month period. July 2022 remittance, in the amount of \$788,813, covers parking activity for the months of April, May and June 2022. The next remittance, covering parking activity for the months of July, August and September 2022, is due in October.

NOTE (17) – Noise Mitigation Program

FAA Grants are budgeted to partially fund the Part 150 Update project. A RFP for the Part 150 Update is anticipated to be issued in 3rd Quarter FY 2023.

NOTE (18) – Other Facility Improvement Program Projects

Other Facility Improvement Program Projects costs on a cash basis are under budget FYTD September by \$3,524,799 due to delay in construction from several projects.

NOTE (19) – Replacement Passenger Terminal Project

The Authority has programmed \$34,225,000 from Airport Reserves to fund the Replacement Passenger Terminal Project. The Airport Reserves will be reimbursed through future interim financing. Replacement Passenger Terminal costs on a cash basis are under budget by \$641,327 FTD September. The majority of FYTD September \$1,105,673 cash expenditures are related to Jacobs Project Management services (\$687,435).

NOTE (20) – FAA Grants – Other Facility Improvement Program Projects

FAA Grants are budgeted to partially fund the Taxiway C Pavement Rehabilitation project.

NOTE (21) – Passenger Facility Charge Receipts/Reserves

A number of capital projects are budgeted to be funded or partially funded by Passenger Facility Charges, including the Taxiway C Pavement Rehabilitation Project, the Airfield Lighting Vault Project, the Runway 8 PAPI Relocation Project and the Part 150 Update Project. The majority of FYTD September receipts represents reimbursement of FY 2022 costs of the Taxilane A Rehabilitation Project (\$1,347,752) and reimbursement of FY 2023 costs of the Airfield Lighting Vault Project (\$532,683).

NOTE (22) – Federal Relief Grant Funds

The Adopted FY 2023 Budget includes the use of \$3.8 million in federal relief funds to support the 2015 Bond debt service. FYTD September receipts represent reimbursement of FY 2022 personnel costs.

BURBANK-GLENDALE-PASADENA AIRPORT AUTHORITY

**SUPPLEMENTAL SCHEDULE OF CASH RECEIPTS AND DISBURSEMENTS
REGIONAL INTERMODAL TRANSPORTATION CENTER / CONSOLIDATED RENTAL CAR FACILITY PAYMENTS AND COLLECTIONS
MONTH AND THREE MONTHS ENDED SEPTEMBER 30, 2022 & 2021**

September 2022									
Monthly Performance					Fiscal YTD Performance (July 2022 - September 2022)				
A	B	C	D	E	F	G	H	I	J
Actual \$ Sep 2022	Budget Sep 2022	Actual \$ Prior Year Sep 2021	Note	Variance Actual Vs. Budget	Actual \$ Fiscal YTD	Fiscal YTD Budget	Actual \$ Prior Year Fiscal YTD	Note	Variance Actual Vs. Budget
31	\$433,799	\$352,942	\$410,781 (1)	\$80,857	\$1,308,313	\$1,058,824	\$1,122,910	(1)	\$249,489
32	1,426,999	42,416	0 (2)	1,384,583	1,426,999	127,248	376,227	(2)	1,299,751
33	84,948	90,967	85,914 (3)	(6,019)	257,676	272,901	257,740	(3)	(15,225)
34	(486,325)	(486,325)	(486,247)	0	(1,458,973)	(1,458,973)	(1,458,739)		0
35	<u>\$1,459,421</u>	<u>\$0</u>	<u>\$10,448</u> (4)	<u>\$1,459,421</u>	<u>\$1,534,015</u>	<u>\$0</u>	<u>\$298,138</u>	<u>(4)</u>	<u>\$1,534,015</u>

General Comments

The debt service on the 2012 Revenue Bonds and the repayment to the Authority of the loans to the Rent-A-Car Companies ("RACs") is payable from Customer Facility Charges ("CFCs") and Facility Rents. Under the terms of the Bond Indenture, as amended, all CFCs collected subsequent to July 1, 2014 are remitted to the Bond Trustee for the 2012 Bond Debt Service.

On July 1, 2014, the terms and conditions of the Non-Exclusive Concession and Lease Agreement with the respective Rent-A-Car Companies became effective, including the collection of Facility Rent.

Note (1) – Customer Facility Charge ("CFC") Receipts

CFCs of \$6 per day per transaction, up to a maximum of five days, are collected and applied to the 2012 Bond Debt Service.

Note (2) – Federal Relief Grant Funds

FYTD September reimbursement in the amount of \$1,426,999 assists in covering FY 2022 costs related to the 2012 Bond Debt service .
The adopted FY 2023 budget programs \$804,930 in Federal Relief Grant Funds (ARPA) to assist in covering the 2012 Bond Debt Service.

Note (3) – Facility Rent

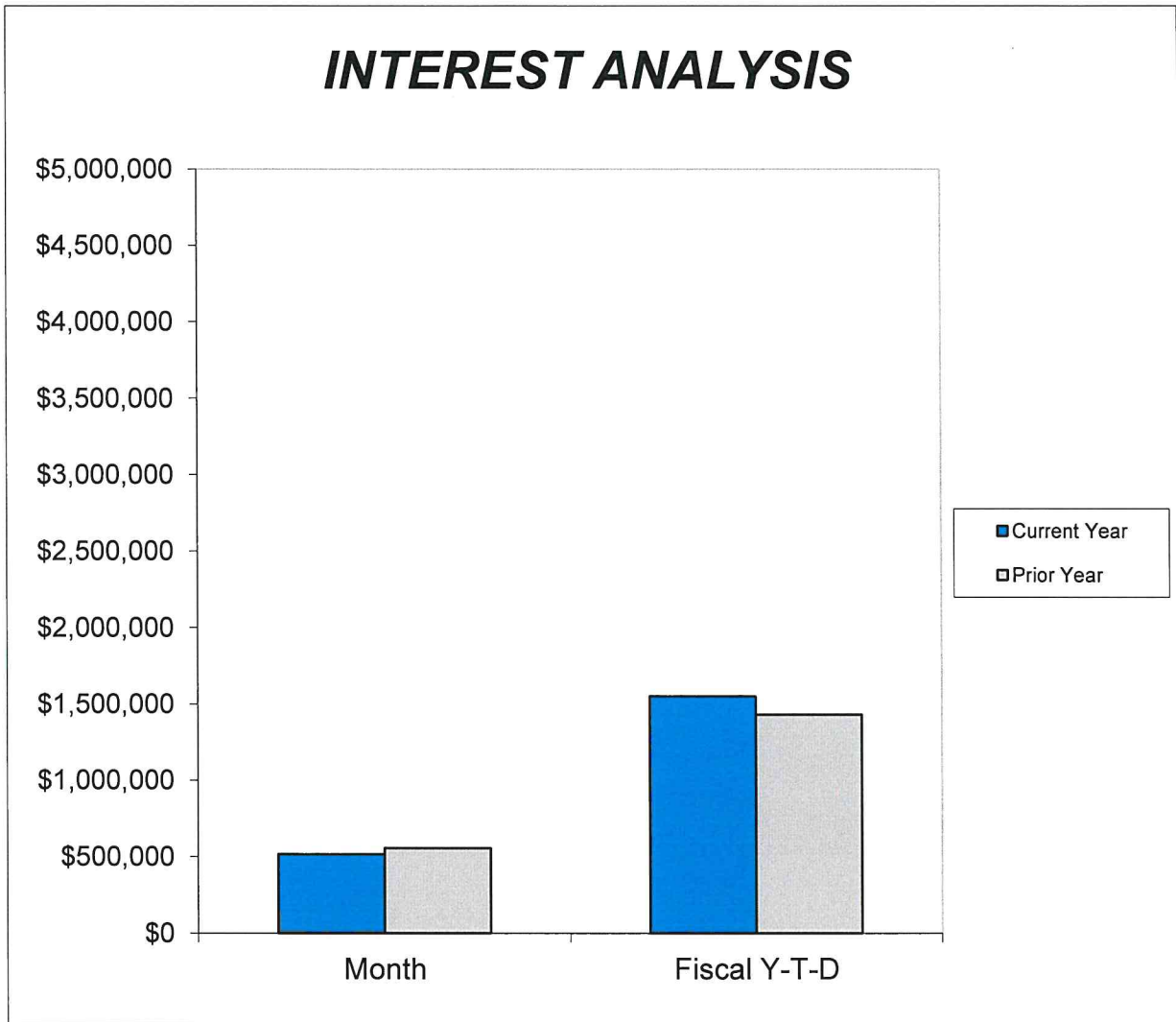
Facility Rent receipts are applied to the 2012 Bond debt service.

Note (4) – Net RITC / ConRAC Facility Payments and Collections

At fiscal year-end, upon conclusion of the required reconciliation, any excess surplus accumulated will be evaluated and applied toward the allowed uses under the terms and conditions of the Non-Exclusive Concession and Lease Agreement with the Rent-A-Car Companies.

In the event of a shortfall of receipts to meet the required payment obligations (i.e., CFC collections perform under budget projections), the Authority holds the right to adjust the Facility Rent paid by the rental car companies on a 30-day notice.

Burbank-Glendale-Pasadena Airport Authority



	September 2022	September 2021
Interest Receipts - - Month	\$514,184	\$556,061
Interest Receipts - - Fiscal Y-T-D	\$1,552,727	\$1,431,553
Month End Portfolio Balance	\$276,094,153	\$246,909,183
Yield to Maturity	4.03%	0.39%

Supplement to the September 2022 Treasurer's Report

FYTD September 2022 Cash Disbursements

Facility Improvement Transactions

BURBANK-GLENDALE-PASADENA AIRPORT AUTHORITY
FY 2023 Cash Disbursements - Facility Improvement Transactions

PROJECT DESCRIPTION	Annual Budgeted Cost	FYTD 2023 (Jul - Sep) Budgeted Cost	FYTD 2023 (Jul - Sep) Cash Basis Cost	FYTD 2023 (Jul - Sep) Budget Variance Fav. / (Unfav.)	Project Status FYTD 2023 (Jul - Sep)
BUILDING IMPROVEMENTS					
1) Minor Building Improvements	250,000	60,000	-	60,000	Certain projects underway
TOTAL BUILDING IMPROVEMENTS	\$ 250,000	\$ 60,000	\$ -	\$ 60,000	
IT/COMMUNICATIONS/SECURITY					
2) Communications Center Equipment Replacement	550,000	-	-	-	To commence 2nd half FY 2023
3) IT Network Infrastructure Equipment Replacement	350,000	-	-	-	To commence 2nd half FY 2023
4) DVSS Hardware Replacement/Upgrades	225,000	-	-	-	To commence 2nd half FY 2023
5) Parking Lot Revenue Control Equipment Upgrades	210,000	-	-	-	To commence 2nd half FY 2023
TOTAL IT/COMMUNICATIONS/SECURITY	\$ 1,335,000	\$ -	\$ -	\$ -	
EQUIPMENT					
6) ARFF Rescue Vehicle Replacement (Rescue # 17)	400,000	-	-	-	P.O. issued - delivery by FYE 2023
7) HVAC Replacements	175,000	90,000	-	90,000	To commence 2nd half FY 2023
8) Airfield Maintenance Equipment (Mower)	160,000	-	-	-	Anticipated 2nd half of FY 2023
9) ARFF Truck Replacement (bid and award process)	15,000	-	-	-	To commence 2nd half FY 2023
TOTAL EQUIPMENT	\$ 750,000	\$ 90,000	\$ -	\$ 90,000	
RUNWAY / TAXIWAY / ROADWAY PROJECTS					
10) Taxiway C Pavement Rehabilitation - Construction	3,400,000	3,000,000	30,290	2,969,710	Project underway
11) Airfield Lighting Vault Replacement - Construction	3,000,000	1,000,000	586,799	413,201	Project completion 2nd half of FY 2023
12) Runway 8 PAPI Relocation	455,000	200,000	134,106	65,894	Project underway
13) Runway/Taxiway Shoulder Rehabilitation - Design	500,000	-	-	-	To commence 2nd half FY 2023
14) Landside Roadway and Pavement Construction	325,000	-	-	-	To commence 2nd half FY 2023
15) Parking Lot Improvements	575,000	150,000	1,000	149,000	To commence 2nd half FY 2023
16) Electric Vehicle (EV) Charging Infrastructure	100,000	-	-	-	Under planning development
17) Taxiway A Rehabilitation - Construction	-	-	143,835	(143,835)	FY 2022 accrued costs - project completed
TOTAL RUNWAY/TAXIWAY/ROADWAY	\$ 8,355,000	\$ 4,350,000	\$ 896,030	\$ 3,453,970	
NOISE MITIGATION					
18) Part 150 Update	\$ 1,000,000	\$ -	\$ -	\$ -	RFP issuance 3rd Qtr FY 2023
TOTAL NOISE MITIGATION	\$ 1,000,000	\$ -	\$ -	\$ -	
DEVELOPMENT					
19) Replacement Passenger Terminal Project	\$ 34,225,000	\$ 1,747,000	\$ 1,105,673	\$ 641,327	Includes FY 2022 accrued costs
TOTAL DEVELOPMENT	\$ 34,225,000	\$ 1,747,000	\$ 1,105,673	\$ 641,327	
O & M CAPITAL	\$ 914,500	\$ 144,000	\$ 223,171	(79,171)	
TOTAL	\$ 46,829,500	\$ 6,391,000	\$ 2,224,874	\$ 4,166,126	

Supplement to the September 2022 Treasurer's Report

FYTD September 2022 Cash Expenditures

Replacement Passenger Terminal Project (RPT)

BURBANK-GLENDALE-PASADENA AIRPORT AUTHORITY
Replacement Passenger Terminal Project (RPT)
FY 2023 Cash Expenditures: Authorized Contracts

Consultant/Vendor	Scope of Work	Authorized Contract Amount (1)	Q1 FY 2023 (Jul - Sep) Cash Expenditures	FYTD 2023 (Jul - Sep) Cash Expenditures	Remaining Contract Amount
Jacobs Project Management Company (1a)	Program Management Services	\$ 2,883,146	689,566	689,566	2,193,580
Airport & Aviation Professionals Inc. (AvAirPros) (1b)	Airline Technical & Financial Coordination Services	50,000	44,554	44,554	5,446
Conway Consulting (1b)	Technical Support	184,000	15,908	15,908	168,092
Georgino Development (1b)	Strategic Planning Services	36,000	13,000	13,000	23,000
Geosyntec Consultants (1c)	Soil Management Services	44,000	4,181	4,181	39,819
Public Resources Advisory Group (PRAG) (1b)	Financial Advisory Services	75,000	24,523	24,523	50,477
Ricondo & Associates (1b)	Financial Feasibility Services	90,000	35,468	35,468	54,532
Richards, Watson & Gershon (2)	Legal Services	N/A	33,953	33,953	N/A
RS&H (3)	Environmental Impact Study (EIS) Services	AIP / PFC Funded	184,210	184,210	N/A
XI-3 Corporation (4)	Consulting Services	50,000	35,310	35,310	14,690
City of Burbank (5)	Burbank Water & Power Aid-in-Construction deposit	N/A	25,000	25,000	N/A
TOTALS		\$ 3,412,146	\$ 1,105,673	\$ 1,105,673	\$ 2,549,636

(1) Authorized NTE Contract amounts represent Commission approved appropriations. The FY 2023 adopted budget includes appropriations of \$34,225,000 for the RPT project.

(1a) NTE authorized amount represents Program Management services contract Task Order Nos. 1 and 2 which were approved in April and September 2022, respectively. Task Order No. 1 approved a NTE of \$1,419,896 and Task Order No. 2 approved a NTE of \$1,463,250. Accrued FY 2022 expenses of \$411,101 were paid in the beginning of FY 2023.

(1b) These Professional Services contracts were presented and approved on September 20, 2021.

(1c) This Professional Services contract was approved on December 13, 2021.

(2) Legal services and professional services to be utilized on an as needed basis.

(3) RS&H expenditures are related to the EIS and are fully funded through AIP grant and PFC revenues.

(4) XI-3 Corporation: RFP coordination and technical support services for the selection of a progressive design-builder. Commission approved professional services agreement in July 2022 (NTE \$50,000) which was increased by an amendment in October 2022 to NTE \$96,000.

(5) BWP study for power requirements for RPT and ancillary facilities.

**BURBANK-GLENDALE-PASADENA AIRPORT AUTHORITY
FINANCE AND ADMINISTRATION COMMITTEE
DECEMBER 19, 2022**

COMMITTEE PENDING ITEMS

		<u>Tentative Presentation</u>
1.	Investment Policy	January 2023
2.	Presentation of Basic Financial Statements	February 2023
3.	Award of Contract TIFIA Loan Arranger; Citigroup	TBD
4.	Amendment of Hangar Lease – Innova Aviation Hangar 88	TBD
5.	Succeeding Lease - TSA	TBD