



December 14, 2023

CALL AND NOTICE OF A REGULAR MEETING OF THE  
FINANCE AND ADMINISTRATION COMMITTEE  
OF THE  
BURBANK-GLENDALE-PASADENA AIRPORT AUTHORITY

NOTICE is hereby given that a regular meeting of the Finance and Administration Committee will be held Monday, December 18, 2023, at 9:30 a.m., or immediately following the Commission meeting, in the Airport Skyroom of Hollywood Burbank Airport, 2627 N. Hollywood Way, Burbank, California 91505.

In addition to attending the meeting in person, members of the public may observe the meeting telephonically and may offer comment in real time through the following number:

*Dial In: (978) 990-5000*

*Access Code: 880737#*

Terri Williams, Board Secretary  
Burbank-Glendale-Pasadena Airport Authority

REGULAR MEETING  
OF THE  
FINANCE AND ADMINISTRATION COMMITTEE

Airport Skyroom  
Monday, December 18, 2023  
9:30 a.m., or Immediately Following  
the Conclusion of the  
Commission Meeting

*As a result of the convening of this meeting of the Finance and Administration Committee, each Committee member in attendance is entitled to receive and shall be provided \$200.*

*The public comment period is the opportunity for members of the public to address the Committee on agenda items and on airport-related non-agenda matters that are within the Committee's subject matter jurisdiction. At the discretion of the presiding officer, public comment on an agenda item may be presented when that item is reached.*

*When in-person attendance or participation at meetings of the Committee is allowed, members of the public are requested to observe the following rules of decorum:*

- *Turn off cellular telephones and pagers.*
- *Refrain from disorderly or boisterous conduct, including loud, threatening, profane, or abusive language, clapping, whistling, stamping, or other acts that disrupt or otherwise render unfeasible the orderly conduct of the meeting.*
- *If you desire to address the Committee during the public comment period, fill out a speaker request card and present it to the Board Secretary.*
- *Confine remarks to agenda items or to airport-related non-agenda matters that are within the Committee's subject matter jurisdiction.*
- *Limit comments to three minutes or to such other period of time as may be specified by the presiding officer.*



*The following activities are prohibited:*

- *Allocation of speaker time to another person.*
- *Video presentations requiring use of Authority equipment.*



*Any disclosable public records related to an open session item on a regular meeting agenda and distributed by the Authority to the Committee less than 72 hours prior to that meeting are available for public inspection at Hollywood Burbank Airport (2627 N. Hollywood Way, Burbank) in the administrative office during normal business hours.*



*In accordance with the Americans with Disabilities Act of 1990, if you require a disability-related modification or accommodation to attend or participate in this meeting, including auxiliary aids or services, please call the Board Secretary at (818) 840-8840 at least 48 hours prior to the meeting.*

## AGENDA

Monday, December 18, 2023

1. Roll Call
2. Staff Announcement: AB 23
3. Approval of Agenda
4. Public Comment
5. Approval of Minutes
  - a. November 13, 2023 **[See page 1]**
6. Treasurer's Report
  - a. August 2023 **[See page 3]**
  - b. September 2023 **[See page 31]**
7. Items for Discussion
  - a. Replacement Passenger Terminal – Plan of Financial Update  
  
***No staff report attached. Staff will provide additional forecast information to the Committee based on updated analysis.***
8. Items for Information
  - a. CMIA Quarterly Investment Review  
July 1, 2023 – September 30, 2023  
  
***No staff report attached. CTI will provide an update to the Committee on the status of the Authority's Operating and Passenger Facility Charge Investment Portfolios for the quarter ended September 30, 2023. A copy of this quarterly investment review is included in the agenda packet.***
  - b. Committee Pending Items **[See page 62]**
9. Adjournment

**MINUTES OF THE SPECIAL MEETING OF THE  
FINANCE AND ADMINISTRATION COMMITTEE  
BURBANK-GLENDALE-PASADENA AIRPORT AUTHORITY**

**MONDAY, NOVEMBER 13, 2023**

A special meeting of the Finance and Administration Committee was called to order this date in the Airport Skyroom, 2627 N. Hollywood Way, Burbank, California, at 11:48 a.m., by Commissioner Ovrrom.

**1. ROLL CALL**

**Present:** Commissioners Ovrrom, Wilson and Quintero

**Absent:** None

**Also Present:** Staff: Frank Miller, Executive Director; John Hatanaka, Senior Deputy Executive Director; Kathy David, Deputy Executive Director, Finance and Administration; Scott Kimball, Deputy Executive Director, Operations, Business and SMS; David Kwon, Director, Financial Services

Also Present:  
Mr. Geoff Wheeler, Ricondo & Associates  
Mr. Louis Choi, Public Resources Advisory Group

**2. Staff Announcement: AB 23** The Senior Deputy Executive Director announced that, as a result of the convening of this meeting of the Finance and Administration Committee, each Committee member in attendance is entitled to receive and shall be provided \$200.

**3. Approval of Agenda** The agenda was approved as presented.

**Motion** Commissioner Quintero moved approval; seconded by Commissioner Wilson.

**Motion Approved** The motion was approved (3–0).

**4. Public Comment** There were no public comments.

At this point, Commissioner Ovrrom requested Item No. 7.a. Committee Chair Rotation be taken out of order.

**7. Item for Discussion**

**a. Committee Chair Rotation** At the request of Commissioner Quintero, this item was placed on the Committee’s agenda for its consideration.

**Motion** Commissioner Ovrrom nominated Commissioner Wilson to be the new Committee Chair.

**Motion Approved** The motion was approved (3–0).

**5. Approval of Minutes**

**a. October 16, 2023**

A draft copy of the minutes of the meeting of October 16, 2023, were included in the agenda packet for review and approval.

**Motion**

Commissioner Quintero moved approval of the minutes; seconded by Commissioner Ovrom.

**Motion Approved**

The minutes were unanimously approved (3–0).

**6. Treasurer’s Report**

**a. July 2023**

A copy of the July 2023 Treasurer’s Report was included in the agenda packet for the Committee’s review.

**Motion**

Commissioner Ovrom moved approval to recommend that the Commission note and file this report; seconded by Commissioner Quintero.

**Motion approved**

The motion was approved (3–0).

**8. Items for Information**

**a. Replacement Passenger Terminal Plan of Finance Update**

Staff provided a status update on revisions to the Plan of Finance to support the timing of the forecasted encumbrances required by the Design Build Team to meet the targeted completion date for the Replacement Passenger Terminal Project.

**b. Committee Pending Items**

Staff updated the Committee on upcoming agenda items.

**9. Adjournment**

There being no further business to discuss, the meeting was adjourned at 12:26 p.m.



January 16, 2023

Burbank-Glendale-Pasadena Airport Authority  
2627 Hollywood Way  
Burbank, CA 91505

Dear Commissioners:

The attached report, covering the month of August 2023, fulfills the legal requirements of the California Code and our Investment Policy. Based on projected income and expenses, as well as investment liquidity, there will be sufficient funds available to meet the needs of the Airport Authority for the six month period following the date of the attached report.

Sincerely,

[To be signed]

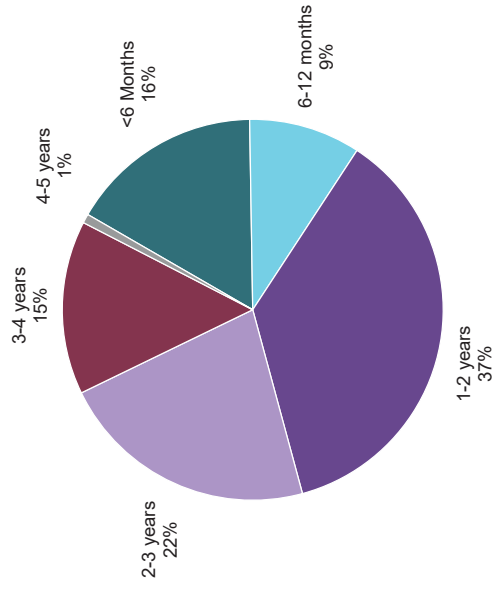
Tyron Hampton  
Treasurer

Attachments

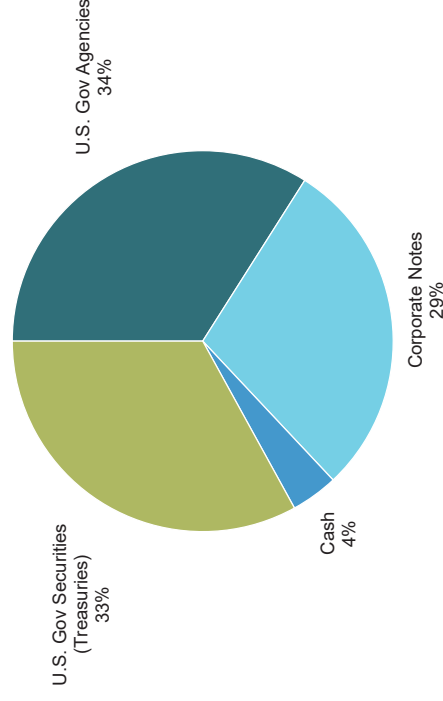
# Operating Portfolio Investment Guidelines Conformance as of August 31, 2023

	Legal Max Maturity	Actual Max Maturity	Policy Maximum	Policy Actual
U.S. Gov Agencies	5 Years	3.28 Years	70%	34%
Corporate Notes	5 Years	4.13 Years	30%	29%
LAIF	N/A	N/A	\$20mil	N/A
Bankers Acceptance	6 Months	N/A	15%	N/A
Negotiable Certificates of Deposit	5 Years	N/A	15%	N/A
Non-Negotiable Certificates of Deposit	5 Years	N/A	15%	N/A
Commercial Paper	270 Days	N/A	15%	N/A
Repurchase Agreements	1 year	N/A	10%	N/A
Market Market Fund	N/A	N/A	15%	4%
U.S. Gov Securities (Treasuries)	5 Years	3.83 Years	No Limit	33%

## Maturity Distribution



## Sector Allocation

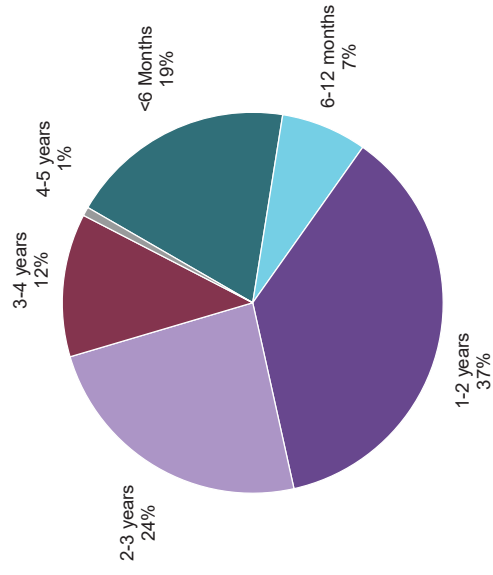


Source: Aladdin  
There is no guarantee that the investment objective will be achieved or that return expectations will be met.

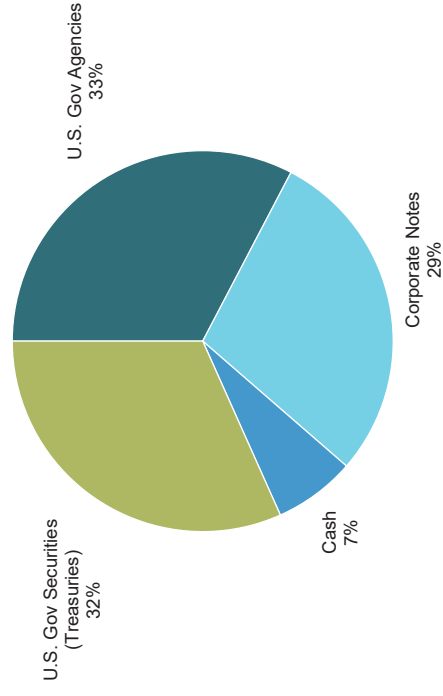
# PFC Portfolio Investment Guidelines Conformance as of August 31, 2023

	Legal Max Maturity	Actual Max Maturity	Policy Maximum	Policy Actual
U.S. Gov Agencies	5 Years	3.28 Years	70%	33%
Corporate Notes	5 Years	4.13 Years	30%	29%
LAIF	N/A	N/A	\$20mil	N/A
Bankers Acceptance	6 Months	N/A	15%	N/A
Negotiable Certificates of Deposit	5 Years	N/A	15%	N/A
Non-Negotiable Certificates of Deposit	5 Years	N/A	15%	N/A
Commercial Paper	270 Days	N/A	15%	N/A
Repurchase Agreements	1 year	N/A	10%	N/A
Market Market Fund	N/A	N/A	15%	7%
U.S. Gov Securities (Treasuries)	5 Years	3.83 Years	No Limit	32%

## Maturity Distribution



## Sector Allocation



Source: Aladdin  
There is no guarantee that the investment objective will be achieved or that return expectations will be met.



**Burbank-Glendale-Pasadena Airport Authority - Operating Account**  
**Statement of Investments**  
**As of 08/31/23**

Purchase Date	Type of Investment	CUSIP	Coupon	Maturity Date	Eff Mat. Date	Par Value	Purchase Cost	Market Price	Market Value	Unrealized Gain/Loss	YTM	Days to Eff. Mat.	% Mkt Value
08/31/23	Dreyfus Treasury	BAX9MM47	0.000	08/31/23	08/31/23	\$ 10,350,964	\$ 10,350,964	100.00	\$ 10,350,964	\$ -	5.46%	0	4.09%
03/03/22	Truist Financial Corp	89788MAF9	2.285	06/09/25	09/22/23	2,100,000	2,089,173	97.37	2,044,812	(44,361)	7.51%	22	0.81%
01/21/20	FNMA	3135G0U43	2.875	09/12/23	09/12/23	5,050,000	5,296,103	99.92	5,046,011	(250,092)	5.39%	12	1.99%
07/31/19	Treasury Note	9128285D8	2.875	09/30/23	09/30/23	6,775,000	7,065,870	99.77	6,759,621	(306,249)	5.59%	30	2.67%
12/23/22	Morgan Stanley	61747YEX9	6.140	10/16/26	10/18/23	2,300,000	2,354,302	100.68	2,315,686	(38,616)	6.21%	48	0.91%
02/24/22	3M Co	88579YBE0	1.710	02/14/24	11/14/23	1,625,000	1,628,055	99.98	1,624,610	(3,445)	6.12%	75	0.64%
03/16/20	Treasury Note	9128285P1	2.875	11/30/23	11/30/23	3,200,000	3,479,090	99.37	3,179,744	(299,346)	5.42%	91	1.26%
01/11/23	Bank of America Corp	06051GLA5	4.830	07/22/26	01/22/24	2,300,000	2,271,572	98.13	2,256,967	(14,605)	6.30%	144	0.89%
03/20/19	Citibank NA	17325FAS7	3.650	01/23/24	01/23/24	2,250,000	2,321,258	99.13	2,230,470	(90,788)	5.88%	145	0.88%
01/25/23	JP Morgan Chase & CO	46647PBW5	1.040	02/04/27	02/04/24	2,625,000	2,344,402	89.36	2,345,805	1,403	5.89%	157	0.93%
03/26/21	IBM Corp	459200HU8	3.625	02/12/24	02/12/24	1,750,000	1,882,594	99.00	1,732,430	(150,164)	5.92%	165	0.68%
12/10/21	Treasury Note	91282CBM2	0.130	02/15/24	02/15/24	5,500,000	5,355,021	97.64	5,370,255	15,234	5.42%	168	2.12%
06/27/23	FHLB	3130ARHG9	2.130	02/28/24	02/28/24	3,850,000	3,766,506	98.34	3,786,244	19,738	5.58%	181	1.50%
04/10/21	Melife Inc	59156RBH0	3.600	04/10/24	04/10/24	1,750,000	1,897,945	98.69	1,727,075	(170,870)	5.82%	223	0.68%
06/22/20	Comcast Corporation	20030NCR0	3.700	04/15/24	04/15/24	1,800,000	1,972,081	98.86	1,779,390	(192,691)	5.59%	228	0.70%
03/16/21	Bank Of New York Mellon Corp	06406HCV9	3.400	05/15/24	05/15/24	2,000,000	2,144,538	98.32	1,966,400	(178,138)	5.86%	258	0.78%
01/18/22	Target Corporation	87612EBD7	3.500	07/01/24	07/01/24	1,750,000	1,831,278	98.31	1,720,460	(110,818)	5.60%	305	0.68%
11/03/20	Bristol-Myers Squibb Co	110122CM8	2.900	07/26/24	07/26/24	1,900,000	2,025,714	97.74	1,856,984	(168,730)	5.50%	330	0.73%
10/31/19	Honeywell International Inc	438516BW5	2.300	08/15/24	08/15/24	1,600,000	1,646,699	97.12	1,553,936	(92,763)	5.43%	350	0.61%
06/30/21	Treasury Note	9128282U3	1.875	08/31/24	08/31/24	13,000,000	13,567,227	96.60	12,557,740	(1,009,487)	5.42%	366	4.96%
05/20/21	United Parcel Service	911312BT2	2.200	09/01/24	09/01/24	1,571,000	1,637,949	96.86	1,521,702	(116,247)	5.45%	367	0.60%
06/20/23	FFCB	3133EPDE2	5.380	09/09/24	09/09/24	6,500,000	6,511,850	99.83	6,488,950	(22,900)	5.55%	375	2.56%
02/12/20	PNC Funding Corp	69353REF1	3.300	10/30/24	10/30/24	2,000,000	2,150,631	97.16	1,943,160	(207,471)	5.85%	426	0.77%
01/27/22	FHLB	3130A3GE8	2.750	12/13/24	12/13/24	2,200,000	2,281,046	96.83	2,130,216	(150,830)	5.34%	470	0.84%
01/27/22	Treasury Note	91282CDN8	1.000	12/15/24	12/15/24	2,000,000	1,977,266	94.77	1,895,460	(81,806)	5.24%	472	0.75%
06/25/20	Wisconsin Electric Power Company	976656CL0	2.050	12/15/24	12/15/24	1,450,000	1,518,887	95.57	1,385,809	(133,078)	5.66%	472	0.55%
01/06/22	FFCB	3133ENKS8	1.130	01/06/25	01/06/25	1,540,000	1,536,535	94.71	1,458,519	(78,016)	5.24%	494	0.58%
12/10/21	Federal National Mortgage Assoc	3135G0X24	1.630	01/07/25	01/07/25	1,500,000	1,527,600	95.33	1,429,875	(97,725)	5.26%	495	0.56%
05/11/22	Apple Inc	037833DF4	2.750	01/13/25	01/13/25	1,700,000	1,691,920	96.87	1,646,790	(45,130)	5.15%	501	0.65%
03/29/21	US Bank NA/Cincinnati	90331HPL1	2.050	01/21/25	01/21/25	2,000,000	2,069,895	95.12	1,902,320	(167,575)	5.76%	509	0.75%
09/15/22	Merck & Co Inc	58933YAR6	2.750	02/10/25	02/10/25	1,825,000	1,770,464	96.68	1,764,319	(6,145)	5.17%	529	0.70%
10/01/20	FHLMC Reference Note	3137EAEP0	1.500	02/12/25	02/12/25	7,000,000	7,082,816	95.00	6,650,210	(432,606)	5.13%	531	2.63%
03/04/22	FFCB	3133ENPY0	1.750	02/25/25	02/25/25	1,750,000	1,753,833	95.03	1,663,025	(90,808)	5.28%	544	0.66%
12/22/20	Exxon Mobil Corp	30231GAF9	2.709	03/06/25	03/06/25	1,825,000	1,939,204	96.46	1,760,322	(178,882)	5.17%	553	0.70%

**Burbank-Glendale-Pasadena Airport Authority - Operating Account**  
**Statement of Investments**  
**As of 08/31/23**

Purchase Date	Type of Investment	CUSIP	Coupon	Maturity Date	Eff Mat. Date	Par Value	Purchase Cost	Market Price	Market Value	Unrealized Gain/Loss	YTM	Days to Eff. Mat.	% Mkt Value
08/05/20	FHLB	3130A4CH3	2.380	03/14/25	03/14/25	250,000	273,060	95.92	239,793	(33,267)	5.17%	561	0.09%
08/05/20	Ace InA Holdings Inc	00440EAS6	3.150	03/15/25	03/15/25	1,875,000	2,048,908	96.75	1,814,081	(234,827)	5.39%	562	0.72%
05/12/20	Intel Corp	458140BP4	3.400	03/25/25	03/25/25	1,000,000	1,106,180	97.08	970,810	(135,370)	5.37%	572	0.38%
09/30/21	Treasury Note	912828ZF0	0.050	03/31/25	03/31/25	2,300,000	2,287,242	93.13	2,141,967	(145,275)	5.07%	578	0.85%
05/05/20	Florida Power & Light Company	341081FZ5	2.850	04/01/25	04/01/25	1,000,000	1,086,930	96.18	961,840	(125,090)	5.40%	579	0.38%
02/12/21	General Dynamics Corporation	369550BK3	3.250	04/01/25	04/01/25	250,000	274,895	96.90	242,250	(32,645)	5.32%	579	0.10%
09/28/20	Federal Home Loan Banks	3130AJHU6	0.500	04/14/25	04/14/25	7,000,000	7,032,434	92.97	6,507,900	(524,534)	5.08%	592	2.57%
05/04/22	Home Depot Inc	437076CM2	2.700	04/15/25	04/15/25	1,800,000	1,770,312	96.07	1,729,296	(41,016)	5.26%	593	0.68%
12/01/21	FNMA	3135G03U5	0.630	04/22/25	04/22/25	9,500,000	9,317,379	93.20	8,854,285	(463,094)	4.99%	600	3.50%
06/06/22	Caterpillar Financial Services	14913R2V8	3.400	05/13/25	05/13/25	1,800,000	1,801,335	96.93	1,744,668	(56,667)	5.31%	621	0.69%
05/11/21	General Dynamics Corporation	369550BG2	3.500	05/15/25	05/15/25	1,400,000	1,514,257	97.11	1,359,498	(154,759)	5.29%	623	0.54%
02/10/22	Qualcomm Incorporated	747525AF0	3.450	05/20/25	05/20/25	1,700,000	1,751,887	97.14	1,651,312	(100,575)	5.21%	628	0.65%
12/15/21	Pfizer Inc	717081EX7	0.800	05/28/25	05/28/25	2,000,000	1,956,882	92.77	1,855,360	(101,522)	5.20%	636	0.73%
06/15/22	Cisco Systems Inc	17275RAW2	3.500	06/15/25	06/15/25	1,400,000	1,388,338	97.28	1,361,948	(26,390)	5.11%	654	0.54%
08/05/20	Treasury Note	912828ZW3	0.250	06/30/25	06/30/25	10,000,000	9,874,566	91.90	9,189,500	(685,066)	4.93%	669	3.63%
09/30/22	Treasury Note	91282CEY3	3.000	07/15/25	07/15/25	5,000,000	4,843,262	96.57	4,828,500	(14,762)	4.94%	684	1.91%
11/19/20	Intel Corp	458140AS9	3.700	07/29/25	07/29/25	625,000	690,233	97.14	607,119	(83,114)	5.29%	698	0.24%
09/24/20	State Street Corporation	857477AT0	3.550	08/18/25	08/18/25	2,000,000	2,225,136	96.53	1,930,500	(294,636)	5.44%	718	0.76%
09/25/20	FNMA Benchmark Note	3135G05X7	0.375	08/25/25	08/25/25	3,500,000	3,493,350	91.56	3,204,425	(288,925)	4.89%	725	1.27%
06/14/22	Burlington Northern Santa Fe LLC	12189LAY7	3.650	09/01/25	09/01/25	1,375,000	1,360,702	97.20	1,336,514	(24,188)	5.13%	732	0.53%
09/08/22	John Deere Capital Corp	24422EWJ4	4.050	09/08/25	09/08/25	1,900,000	1,899,060	97.99	1,861,810	(37,250)	5.11%	739	0.74%
09/29/22	FICB	3133ENP95	4.250	09/30/25	09/30/25	7,000,000	6,978,380	98.63	6,903,750	(74,630)	4.95%	761	2.73%
11/17/20	FNMA Benchmark Note	3135G06G3	0.500	11/07/25	11/07/25	12,000,000	11,848,980	91.11	10,933,440	(915,540)	4.84%	799	4.32%
06/30/21	Lockheed Martin Corporation	539830BH1	3.550	01/15/26	01/15/26	1,784,000	1,840,277	96.77	1,726,395	(113,882)	5.01%	868	0.68%
01/19/23	FHLB	3130AKQX7	0.700	01/28/26	01/28/26	1,750,000	1,582,610	90.17	1,578,010	(4,600)	5.09%	881	0.62%
12/23/22	Treasury Note	91282CBQ3	0.500	02/28/26	02/28/26	10,000,000	9,073,164	90.29	9,028,900	(44,264)	4.66%	912	3.57%
01/19/23	FHLB	3130ALHH0	0.960	03/05/26	03/05/26	3,900,000	3,541,043	90.51	3,530,007	(11,036)	5.03%	917	1.39%
08/30/21	Prudential Financial Inc	74432QCH6	1.500	03/10/26	03/10/26	1,975,000	1,990,956	91.49	1,807,007	(183,949)	5.13%	922	0.71%
02/17/23	FHLB	3130AUU36	4.130	03/13/26	03/13/26	7,250,000	7,189,318	98.49	7,140,380	(48,938)	4.76%	925	2.82%
05/17/23	Loews Corporation	540424AS7	3.750	04/01/26	04/01/26	1,500,000	1,470,312	96.30	1,444,545	(25,767)	5.30%	944	0.57%
11/29/21	Sierra Pacific Power	826418BM6	2.600	05/01/26	05/01/26	1,625,000	1,672,301	93.08	1,512,566	(159,735)	5.42%	974	0.60%
09/13/21	FHLB	3130A8XY4	1.880	09/11/26	09/11/26	1,000,000	1,051,761	92.21	922,090	(129,671)	4.66%	1107	0.36%
05/16/23	Public Service Electric And Gas	74456QBR6	2.250	09/15/26	09/15/26	1,225,000	1,140,325	92.17	1,129,095	(11,230)	5.06%	1111	0.45%
03/01/23	Pepsico Inc	713448DN5	2.380	10/06/26	10/06/26	1,100,000	1,012,440	93.64	1,030,040	17,600	4.60%	1132	0.41%

**Burbank-Glendale-Pasadena Airport Authority - Operating Account**  
**Statement of Investments**  
**As of 08/31/23**

Purchase Date	Type of Investment	CUSIP	Coupon	Maturity Date	Eff Mat. Date	Par Value	Purchase Cost	Market Price	Market Value	Unrealized Gain/Loss	YTM	Days to Eff. Mat.	% Mkt Value
02/09/23	Treasury Note	912828U24	2.000	11/15/26	11/15/26	10,000,000	9,353,945	92.59	9,259,400	(94,545)	4.51%	1172	3.66%
06/28/23	Duke Energy Carolinas	26442C.AS3	2.950	12/01/26	12/01/26	1,000,000	944,819	94.24	942,350	(2,469)	4.89%	1188	0.37%
01/13/22	FHLB	3130A9YY1	2.130	12/11/26	12/11/26	3,800,000	3,910,845	92.55	3,516,824	(394,021)	4.60%	1198	1.39%
01/31/23	Treasury Note	912828ZE3	0.630	03/31/27	03/31/27	10,000,000	8,842,265	87.52	8,752,300	(89,965)	4.43%	1308	3.46%
05/11/23	Chevron Corp	166764BX7	2.300	05/11/27	05/11/27	2,000,000	1,844,151	90.64	1,812,859	(31,292)	4.79%	1349	0.72%
03/15/23	Treasury Note	912828ZV5	0.500	06/30/27	06/30/27	10,000,000	8,761,015	86.41	8,640,599	(120,416)	4.39%	1399	3.41%
02/15/23	Unitedhealth Group Inc	91324PDE9	2.950	10/15/27	10/15/27	2,000,000	1,863,019	92.73	1,854,539	(8,480)	4.92%	1506	0.73%
	<b>Subtotal</b>					<b>\$ 256,920,964</b>	<b>\$ 254,648,562</b>		<b>\$ 243,704,753</b>	<b>\$ (10,943,809)</b>	<b>5.17%</b>	<b>615</b>	<b>96.26%</b>
	Local Agency Investment Fund (LAIF)					9,612,116	9,612,116	98.48285	9,466,285	(145,831)	3.43%	243	3.74%
	<b>Subtotal</b>					<b>\$ 266,533,080</b>	<b>\$ 264,260,678</b>		<b>\$ 253,171,038</b>	<b>\$ (11,089,640)</b>	<b>4.88%</b>	<b>601</b>	<b>100.00%</b>
	Operating Bank Balance						7,431,807						
	<b>TOTAL</b>						<b>\$ 271,692,485</b>						

Burbank-Glendale-Pasadena Airport Authority - Operating Account  
 Statement of Purchases - Maturities - Sales  
 As of 08/31/23

PURCHASES									
Purchase Date	Type of Investment	CUSIP	Coupon Date	Maturity Date	Par Value	Purchase Price	Purchase Cost	Prepaid Interest	
					\$				
					\$	-	\$		

MATURITIES									
Purchase Date	Type of Investment	CUSIP	Coupon Date	Maturity Date	Par Value	Purchase Price	Purchase Cost	Gain / (Loss)	
							\$	-	
					\$	-	\$		

SALES / REDEMPTIONS / DELIVERS										
Purchase Date	Type of Investment	CUSIP	Coupon Date	Maturity Date	Sale Date	Par Value	Sale Price	Sale Amount	Purchase Cost	Gain / (Loss)
								\$	-	-
								\$	-	-
								\$	-	-
								\$	-	-
								\$	-	-
								\$	-	-
								\$	-	-
								\$	-	-
								\$	-	-
								\$	-	-

**Burbank-Glendale-Pasadena Airport Authority - Operating Account**  
**Earnings Report**  
**08/01/23-08/31/23**

Type of Investment	Type	Coupon	Maturity Date	Previous Accrual	Realized		Interest Paid At Purc/Recv	Current Accrual	Interest Earned	Amrt/Accrt For Period	Adjusted Total Int. Earned
					Interest For Period	Interest For Period					
<b>FIXED INCOME</b>											
FNMA	NOTE	2.875	09/12/23	56,058.51	-	-	-	68,157.47	12,098.96	(5,735.95)	6,363.01
Treasury Note	NOTE	2.875	09/30/23	65,459.27	-	-	-	81,957.14	16,497.87	(6,212.31)	10,285.56
Treasury Note	NOTE	2.875	11/30/23	15,584.70	-	-	-	23,377.05	7,792.35	(6,506.85)	1,285.50
Citibank NA	NOTE	3.650	01/23/24	1,825.00	-	-	-	8,668.75	6,843.75	(1,508.54)	5,335.21
IBM Corp	NOTE	3.625	02/12/24	29,780.38	31,718.75	-	-	3,348.09	5,286.46	(3,947.44)	1,339.02
3M Co	NOTE	1.710	02/14/24	19,789.58	23,341.56	-	-	4,818.74	8,370.72	(147.75)	8,222.97
Treasury Note	NOTE	0.130	02/15/24	3,171.62	3,437.51	-	-	317.60	583.49	17,249.95	17,833.44
FHLB	NOTE	2.130	02/28/24	34,770.31	40,906.25	-	-	681.77	6,817.71	10,436.81	17,254.52
Metlife Inc	NOTE	3.600	04/10/24	19,425.00	-	-	-	24,675.00	5,250.00	(4,306.21)	943.79
Comcast Corporation	NOTE	3.700	04/15/24	19,610.00	-	-	-	25,160.00	5,550.00	(3,917.51)	1,632.49
Bank Of New York Mellon Corp	NOTE	3.400	05/15/24	14,355.56	-	-	-	20,022.22	5,666.66	(4,010.27)	1,656.39
Target Corporation	NOTE	3.500	07/01/24	5,104.17	-	-	-	10,208.33	5,104.16	(2,754.44)	2,349.72
Bristol-Myers Squibb Co	NOTE	2.900	07/26/24	765.28	-	-	-	5,356.94	4,591.66	(2,860.90)	1,730.76
Honeywell International Inc	NOTE	2.300	08/15/24	16,968.89	18,400.00	-	-	1,635.56	3,066.67	(920.81)	2,145.86
Treasury Note	NOTE	1.875	08/31/24	102,004.08	121,875.00	-	-	669.64	20,540.56	(15,197.95)	5,342.61
United Parcel Service	NOTE	2.200	09/01/24	14,400.83	17,281.00	-	-	-	2,880.17	(1,779.13)	1,101.04
FFCB	NOTE	5.380	09/09/24	137,809.03	-	-	-	166,923.61	29,114.58	(811.65)	28,302.93
PNC Funding Corp	NOTE	3.300	10/30/24	16,683.33	-	-	-	22,183.33	5,500.00	(3,534.55)	1,965.45
FHLB	NOTE	2.750	12/13/24	8,066.67	-	-	-	13,108.33	5,041.66	(2,349.15)	2,692.51
Treasury Note	NOTE	1.000	12/15/24	2,568.31	-	-	-	4,262.30	1,693.99	669.93	2,363.92
Wisconsin Electric Power Company	NOTE	2.050	12/15/24	3,798.19	-	-	-	6,275.28	2,477.09	(1,336.93)	1,140.16
FFCB	NOTE	1.130	01/06/25	1,203.13	-	-	-	2,646.88	1,443.75	96.70	1,540.45
Federal National Mortgage Assoc	NOTE	1.630	01/07/25	1,625.00	-	-	-	3,656.25	2,031.25	(750.00)	1,281.25
Apple Inc	NOTE	2.750	01/13/25	2,337.50	-	-	-	6,233.33	3,895.83	252.50	4,148.33
US Bank NA/Cincinnati	NOTE	2.050	01/21/25	1,138.89	-	-	-	4,555.56	3,416.67	(1,582.58)	1,834.09
Merck & Co Inc	NOTE	2.750	02/10/25	23,839.06	25,093.75	-	-	2,927.60	4,182.29	1,900.21	6,082.50
FHLMC Reference Note	NOTE	1.500	02/12/25	49,291.67	52,500.00	-	-	5,541.67	8,750.00	(2,042.08)	6,707.92
FFCB	NOTE	1.750	02/25/25	13,270.83	15,312.50	-	-	510.42	2,552.09	(107.65)	2,444.44
Exxon Mobil Corp	NOTE	2.709	03/06/25	19,913.03	-	-	-	24,032.97	4,119.94	(2,315.40)	1,804.54
FHLB	NOTE	2.380	03/14/25	2,259.55	-	-	-	2,754.34	494.79	(417.25)	77.54
Ace InA Holdings Inc	NOTE	3.150	03/15/25	22,312.50	-	-	-	27,234.38	4,921.88	(3,304.31)	1,617.57
Intel Corp	NOTE	3.400	03/25/25	11,900.00	-	-	-	14,733.33	2,833.33	(1,810.58)	1,022.75
Treasury Note	NOTE	0.050	03/31/25	3,864.75	-	-	-	4,838.80	974.05	309.70	1,283.75

**Burbank-Glendale-Pasadena Airport Authority - Operating Account**  
**Earnings Report**  
**08/01/23-08/31/23**

Type of Investment	Type	Coupon	Maturity Date	Previous Accrual	Realized		Interest		Current Accrual	Interest Earned	Amrt/Accrt For Period	Adjusted Total Int. Earned
					Interest For Period	Paid At Purc/Recv	Interest Paid At Purc/Recv	Interest Earned				
Florida Power & Light Company	NOTE	2.850	04/01/25	9,500.00	-	-	-	-	11,875.00	2,375.00	(1,471.36)	903.64
General Dynamics Corporation	NOTE	3.250	04/01/25	2,708.33	-	-	-	-	3,385.42	677.09	(502.51)	174.58
Federal Home Loan Banks	NOTE	0.500	04/14/25	10,402.78	-	-	-	-	13,319.44	2,916.66	(603.36)	2,313.30
Home Depot Inc	NOTE	2.700	04/15/25	14,310.00	-	-	-	-	18,360.00	4,050.00	874.48	4,924.48
FNMA	NOTE	0.630	04/22/25	16,328.13	-	-	-	-	21,276.04	4,947.91	5,075.00	10,022.91
Caterpillar Financial Services	NOTE	3.400	05/13/25	13,260.00	-	-	-	-	18,360.00	5,100.00	(22.84)	5,077.16
General Dynamics Corporation	NOTE	3.500	05/15/25	10,344.44	-	-	-	-	14,427.78	4,083.34	(2,327.83)	1,755.51
Qualcomm Incorporated	NOTE	3.450	05/20/25	11,567.08	-	-	-	-	16,454.58	4,887.50	(1,297.51)	3,589.99
Pfizer Inc	NOTE	0.800	05/28/25	2,800.00	-	-	-	-	4,133.33	1,333.33	1,121.44	2,454.77
Truist Financial Corp	NOTE	2.285	06/09/25	16,937.57	-	-	-	-	27,369.05	10,431.48	461.95	10,893.43
Cisco Systems Inc	NOTE	3.500	06/15/25	6,261.11	-	-	-	-	10,344.44	4,083.33	338.12	4,421.45
Treasury Note	NOTE	0.250	06/30/25	2,173.91	-	-	-	-	4,279.89	2,105.98	4,249.16	6,355.14
Treasury Note	NOTE	3.000	07/15/25	6,929.35	-	-	-	-	19,565.22	12,635.87	5,241.91	17,877.78
Intel Corp	NOTE	3.700	07/29/25	128.47	-	-	-	-	2,055.56	1,927.09	(1,231.79)	695.30
State Street Corporation	NOTE	3.550	08/18/25	32,147.22	35,500.00	-	-	-	2,563.89	5,916.67	(3,993.26)	1,923.41
FNMA Benchmark Note	NOTE	0.375	08/25/25	5,687.50	6,562.50	-	-	-	218.75	1,093.75	112.90	1,206.65
Burlington Northern Santa Fe LLC	NOTE	3.650	09/01/25	20,911.46	25,093.75	-	-	-	-	4,182.29	379.08	4,561.37
John Deere Capital Corp	NOTE	4.050	09/08/25	30,566.25	-	-	-	-	36,978.75	6,412.50	46.39	6,458.89
FFCB	NOTE	4.250	09/30/25	99,993.06	-	-	-	-	124,784.72	24,791.66	606.26	25,397.92
FNMA Benchmark Note	NOTE	0.500	11/07/25	14,000.00	-	-	-	-	19,000.00	5,000.00	3,189.17	8,189.17
Lockheed Martin Corporation	NOTE	3.550	01/15/26	2,814.76	-	-	-	-	8,092.42	5,277.66	(979.50)	4,298.16
FHLB	NOTE	0.700	01/28/26	102.08	-	-	-	-	1,122.92	1,020.84	4,615.53	5,636.37
Treasury Note	NOTE	0.500	02/28/26	20,923.91	25,000.00	-	-	-	137.36	4,213.45	27,765.46	31,978.91
FHLB	NOTE	0.960	03/05/26	15,184.00	-	-	-	-	18,304.00	3,120.00	9,572.19	12,692.19
Prudential Financial Inc	NOTE	1.500	03/10/26	11,603.13	-	-	-	-	14,071.88	2,468.75	(185.28)	2,283.47
FHLB	NOTE	4.130	03/13/26	143,716.15	-	-	-	-	168,638.02	24,921.87	1,651.97	26,573.84
Loews Corporation	NOTE	3.750	04/01/26	18,750.00	-	-	-	-	23,437.50	4,687.50	873.02	5,560.52
Sierra Pacific Power	NOTE	2.600	05/01/26	10,562.50	-	-	-	-	14,083.33	3,520.83	(841.90)	2,678.93
Bank of America Corp	NOTE	4.830	07/22/26	2,775.53	-	-	-	-	12,027.28	9,251.75	728.81	9,980.56
FHLB	NOTE	1.880	09/11/26	7,291.67	-	-	-	-	8,854.17	1,562.50	(864.12)	698.38
Public Service Electric And Gas	NOTE	2.250	09/15/26	10,412.50	-	-	-	-	12,709.38	2,296.88	2,122.83	4,419.71
Pepsico Inc	NOTE	2.380	10/06/26	8,345.49	-	-	-	-	10,522.57	2,177.08	2,031.55	4,208.63
Morgan Stanley	NOTE	6.140	10/16/26	41,175.75	-	-	-	-	52,940.25	11,764.50	(1,273.91)	10,490.59
Treasury Note	NOTE	2.000	11/15/26	42,391.30	-	-	-	-	59,239.13	16,847.83	15,173.30	32,021.13

**Burbank-Glendale-Pasadena Airport Authority - Operating Account**  
**Earnings Report**  
**08/01/23-08/31/23**

Type of Investment	Type	Coupon	Maturity Date	Previous Accrual	Realized Interest For Period	Interest Paid At Purc/Recv	Current Accrual	Interest Earned	Amrt/Accrt For Period	Adjusted Total Int. Earned
Duke Energy Carolinas	NOTE	2.950	12/01/26	4,916.67	-	-	7,375.00	2,458.33	1,344.76	3,803.09
FHLB	NOTE	2.130	12/11/26	11,215.28	-	-	17,944.44	6,729.16	(1,881.94)	4,847.22
JP Morgan Chase & CO	NOTE	1.040	02/04/27	13,422.50	13,650.00	-	2,047.50	2,275.00	6,078.65	8,353.65
Treasury Note	NOTE	0.630	03/31/27	21,004.10	-	-	26,297.81	5,293.71	24,443.73	29,737.44
Chevron Corp	NOTE	2.300	05/11/27	8,866.67	-	-	12,191.67	3,325.00	3,299.45	6,624.45
Treasury Note	NOTE	0.500	06/30/27	4,347.83	-	-	8,559.78	4,211.95	25,052.17	29,264.12
Unitedhealth Group Inc	NOTE	2.950	10/15/27	17,372.22	-	-	22,288.89	4,916.67	2,527.50	7,444.17
<b>Subtotal</b>				<b>\$1,485,105.32</b>	<b>\$ 455,672.57</b>	<b>\$ -</b>	<b>\$1,461,109.84</b>	<b>\$ 431,677.09</b>	<b>\$ 82,247.28</b>	<b>\$ 513,924.37</b>
<b>CASH EQUIVALENTS</b>										
Dreyfus Treasury				-	17,029.31	-	-	17,029.31	-	17,029.31
<b>Subtotal</b>				<b>\$ -</b>	<b>\$ 17,029.31</b>	<b>\$ -</b>	<b>\$ -</b>	<b>\$ 17,029.31</b>	<b>\$ -</b>	<b>\$ 17,029.31</b>
<b>LAIF</b>										
Local Agency Investment Fund				54,822.78	-	-	97,812.02	42,989.24	-	42,989.24
<b>TOTAL</b>				<b>\$1,539,928.10</b>	<b>\$ 472,701.88</b>	<b>\$ -</b>	<b>\$1,558,921.86</b>	<b>\$ 491,695.64</b>	<b>\$ 82,247.28</b>	<b>\$ 573,942.92</b>

**Burbank-Glendale-Pasadena Airport Authority - PFC Account**  
**Statement of Investments**  
**As of 08/31/23**

Purchase Date	Type of Investment	CUSIP	Coupon	Maturity Date	Eff Mat. Date	Par Value	Purchase Cost	Market Price	Market Value	Unrealized Gain/Loss	YTM	Days to Eff. Mat.	% Mkt Value
08/31/23	Dreyfus Trsy Sec CM Investor	09248U718	0.000	08/31/23	08/31/23	\$ 3,696,363	\$ 3,696,363	100.00	\$ 3,696,363	\$ -	5.46%	0	6.59%
01/21/20	FNMA	3135G0U43	2.875	09/12/23	09/12/23	1,400,000	1,464,189	99.92	1,398,894	(65,295)	5.39%	12	2.49%
03/03/22	Truist Financial Corp	89788MAF9	2.280	06/09/25	09/22/23	500,000	497,792	97.37	486,860	(10,932)	7.51%	22	0.87%
07/31/19	Treasury Note	9128285D8	2.875	09/30/23	09/30/23	1,875,000	1,959,890	99.77	1,870,744	(89,146)	5.59%	30	3.33%
12/23/22	Morgan Stanley	61747YEX9	6.140	10/16/26	10/18/23	525,000	538,418	100.68	528,581	(9,837)	6.21%	48	0.94%
02/24/22	3M Co	88579YBE0	1.710	02/14/24	11/14/23	375,000	375,705	99.98	374,910	(795)	6.12%	75	0.67%
02/19/20	Treasury Note	9128285P1	2.875	11/30/23	11/30/23	800,000	856,141	99.37	794,936	(61,205)	5.42%	91	1.42%
01/11/23	Bank of America Corp	06051GLA5	4.830	07/22/26	01/22/24	495,000	490,179	98.13	485,739	(4,440)	6.30%	144	0.87%
03/20/19	Citibank NA	17325FAS7	3.650	01/23/24	01/23/24	550,000	557,000	99.13	545,226	(11,774)	5.88%	145	0.97%
01/25/23	JP Morgan Chase & CO	46647PBW5	1.040	02/04/27	02/04/24	600,000	533,574	89.36	536,184	2,610	5.89%	157	0.96%
03/26/21	IBM Corp	459200HU8	3.625	02/12/24	02/12/24	410,000	441,862	99.00	405,884	(35,978)	5.92%	165	0.72%
04/30/21	Treasury Note	91282CBM2	0.125	02/15/24	02/15/24	1,750,000	1,737,221	97.64	1,708,718	(28,503)	5.42%	168	3.04%
04/26/21	Melville Inc	59156RBH0	3.600	04/10/24	04/10/24	425,000	460,084	98.69	419,433	(40,651)	5.82%	223	0.75%
09/25/20	Comcast Corporation	20030NCR0	3.700	04/15/24	04/15/24	425,000	465,452	98.86	420,134	(45,318)	5.59%	228	0.75%
03/16/21	Bank Of New York Mellon Corp	06406HCV9	3.400	05/15/24	05/15/24	475,000	510,244	98.32	467,020	(43,224)	5.86%	258	0.83%
01/18/22	Target Corporation	87612EBD7	3.500	07/01/24	07/01/24	425,000	446,008	98.31	417,826	(28,182)	5.60%	305	0.74%
11/03/20	Bristol-Myers Squibb Co	110122CM8	2.900	07/26/24	07/26/24	450,000	480,768	97.74	439,812	(40,956)	5.50%	330	0.78%
10/31/19	Honeywell International Inc	438516BW5	2.300	08/15/24	08/15/24	390,000	399,138	97.12	378,772	(20,366)	5.43%	350	0.67%
06/30/21	Treasury Note	9128282U3	1.875	08/31/24	08/31/24	1,600,000	1,669,813	96.60	1,545,568	(124,245)	5.42%	366	2.75%
05/20/21	United Parcel Service	911312BT2	2.200	09/01/24	09/01/24	374,000	391,124	96.86	362,264	(28,860)	5.45%	367	0.65%
02/12/20	PNC Funding Corp	69353REF1	3.300	10/30/24	10/30/24	325,000	345,449	97.16	315,764	(29,685)	5.85%	426	0.56%
09/24/20	Wisconsin Electric Power Company	976656CL0	2.050	12/15/24	12/15/24	350,000	368,382	95.57	334,506	(33,876)	5.66%	472	0.60%
01/06/22	FFCB	3133ENKS8	1.130	01/06/25	01/06/25	460,000	458,965	94.71	435,661	(23,304)	5.24%	494	0.78%
12/10/21	Federal National Mortgage Assoc	3135G0X24	1.630	01/07/25	01/07/25	1,750,000	1,782,200	95.33	1,668,188	(114,012)	5.26%	495	2.97%
05/11/22	Apple Inc	037833DF4	2.750	01/13/25	01/13/25	425,000	422,980	96.87	411,698	(11,282)	5.15%	501	0.73%
02/17/22	US Bank NA/Cincinnati	90331HPL1	2.050	01/21/25	01/21/25	475,000	475,751	95.12	451,801	(23,950)	5.76%	509	0.80%
09/15/22	Merck & Co Inc	58933YAR6	2.750	02/10/25	02/10/25	434,000	421,031	96.68	419,570	(1,461)	5.17%	529	0.75%
01/06/22	FHLMC Reference Note	3137EAEP0	1.500	02/12/25	02/12/25	1,750,000	1,765,705	95.00	1,662,553	(103,152)	5.13%	531	2.96%
03/04/22	FFCB	3133ENPY0	1.750	02/25/25	02/25/25	1,250,000	1,252,738	95.03	1,187,875	(64,863)	5.28%	544	2.12%
12/22/20	Exxon Mobil Corp	30231GAF9	2.709	03/06/25	03/06/25	450,000	474,519	96.46	434,052	(40,467)	5.17%	553	0.77%
11/03/20	Ace InA Holdings Inc	00440EAS6	3.150	03/15/25	03/15/25	435,000	474,791	96.75	420,867	(53,924)	5.38%	562	0.75%
09/30/21	Treasury Note	912828ZF0	0.050	03/31/25	03/31/25	1,600,000	1,591,125	93.13	1,490,064	(101,061)	5.07%	578	2.65%
02/12/21	General Dynamics Corporation	369550BK3	3.250	04/01/25	04/01/25	50,000	54,979	96.90	48,450	(6,529)	5.32%	579	0.09%
09/28/20	Federal Home Loan Banks	3130AJHU6	0.500	04/14/25	04/14/25	1,450,000	1,453,984	92.97	1,348,065	(105,919)	5.08%	592	2.40%



**Burbank-Glendale-Pasadena Airport Authority - PFC Account**  
**Statement of Investments**  
**As of 08/31/23**

Purchase Date	Type of Investment	CUSIP	Coupon	Maturity Date	Eff Mat. Date	Par Value	Purchase Cost	Market Price	Market Value	Unrealized Gain/Loss	YTM	Days to Eff. Mat.	% Mkt Value
05/04/22	Home Depot Inc	437076CM2	2.700	04/15/25	04/15/25	425,000	418,714	96.07	408,306	(10,408)	5.26%	593	0.73%
12/01/21	FNMA	3135G03U5	0.630	04/22/25	04/22/25	1,225,000	1,190,032	93.20	1,141,737	(48,295)	4.99%	600	2.03%
06/06/22	Caterpillar Financial Services	14913R2V8	3.400	05/13/25	05/13/25	425,000	426,632	96.93	411,936	(14,696)	5.31%	621	0.73%
05/11/21	General Dynamics Corporation	369550BG2	3.500	05/15/25	05/15/25	350,000	380,073	97.11	339,875	(40,198)	5.29%	623	0.61%
02/10/22	Qualcomm Incorporated	747525AF0	3.450	05/20/25	05/20/25	400,000	412,594	97.14	388,544	(24,050)	5.21%	628	0.69%
12/15/21	Pfizer Inc	717081EX7	0.800	05/28/25	05/28/25	475,000	466,704	92.77	440,648	(26,056)	5.20%	636	0.79%
06/15/22	Cisco Systems Inc	17275RAW2	3.500	06/15/25	06/15/25	400,000	397,604	97.28	389,128	(8,476)	5.11%	654	0.69%
09/01/22	Treasury Note	91282CEU1	2.875	06/15/25	06/15/25	1,600,000	1,571,813	96.46	1,543,312	(28,501)	4.97%	654	2.75%
11/17/20	Treasury Note	912828ZW3	0.250	06/30/25	06/30/25	1,750,000	1,710,434	91.90	1,608,163	(102,271)	4.93%	669	2.87%
09/30/22	Treasury Note	91282CEY3	3.000	07/15/25	07/15/25	1,200,000	1,162,125	96.57	1,158,840	(3,285)	4.94%	684	2.06%
09/25/20	Intel Corp	458140AS9	3.700	07/29/25	07/29/25	400,000	447,035	97.14	388,556	(58,479)	5.29%	698	0.69%
09/24/20	State Street Corporation	857477AT0	3.550	08/18/25	08/18/25	475,000	531,317	96.53	458,494	(72,823)	5.44%	718	0.82%
06/14/22	Burlington Northern Santa Fe LLC	12189LAY7	3.650	09/01/25	09/01/25	325,000	322,095	97.20	315,903	(6,192)	5.13%	732	0.56%
09/08/22	John Deere Capital Corp	24422EWJ4	4.050	09/08/25	09/08/25	425,000	425,519	97.99	416,458	(9,061)	5.11%	739	0.74%
10/11/22	FFCB	3133ENP95	4.250	09/30/25	09/30/25	1,000,000	995,940	98.63	986,250	(9,690)	4.95%	761	1.76%
11/17/20	FNMA Benchmark Note	3135G06G3	0.500	11/07/25	11/07/25	3,155,000	3,140,117	91.11	2,874,584	(265,533)	4.84%	799	5.12%
06/30/21	Lockheed Martin Corporation	539830BH1	3.550	01/15/26	01/15/26	415,000	432,814	96.77	401,600	(31,214)	5.01%	868	0.72%
01/19/23	FHLB	3130AKQX7	0.700	01/28/26	01/28/26	1,050,000	949,566	90.17	946,806	(2,760)	5.09%	881	1.69%
12/06/22	Treasury Note	91282CBQ3	0.500	02/28/26	02/28/26	1,400,000	1,269,855	90.29	1,264,046	(5,809)	4.66%	912	2.25%
06/20/23	FFCB	3133EPCF0	4.500	03/02/26	03/02/26	2,000,000	2,003,788	99.39	1,987,720	(16,068)	4.76%	914	3.54%
01/19/23	FHLB	3130ALHH0	0.960	03/05/26	03/05/26	900,000	817,164	90.51	814,617	(2,547)	5.03%	917	1.45%
08/30/21	Prudential Financial Inc	74432QCH6	1.500	03/10/26	03/10/26	450,000	455,338	91.49	411,723	(43,615)	5.13%	922	0.73%
02/17/23	FHLB	3130AUU36	4.130	03/13/26	03/13/26	1,250,000	1,239,538	98.49	1,231,100	(8,438)	4.76%	925	2.19%
05/17/23	Loews Corporation	540424AS7	3.750	04/01/26	04/01/26	300,000	294,711	96.30	288,909	(5,802)	5.30%	944	0.51%
11/29/21	Sierra Pacific Power	826418BM6	2.600	05/01/26	05/01/26	375,000	389,284	93.08	349,054	(40,230)	5.42%	974	0.62%
09/13/21	FHLB	3130A8XY4	1.880	09/11/26	09/11/26	300,000	315,528	92.21	276,626	(38,902)	4.66%	1107	0.49%
05/16/23	Public Service Electric And Gas	74456QBR6	2.250	09/15/26	09/15/26	300,000	279,263	92.17	276,512	(2,751)	5.06%	1111	0.49%
03/01/23	Pepsico Inc	713448DN5	2.380	10/06/26	10/06/26	450,000	414,179	93.64	421,379	7,200	4.60%	1132	0.75%
05/09/23	Treasury Note	912828U24	2.000	11/15/26	11/15/26	2,100,000	1,986,468	92.59	1,944,473	(41,995)	4.51%	1172	3.46%
01/13/22	FHLB	3130A9YY1	2.130	12/11/26	12/11/26	700,000	720,418	92.55	647,835	(72,583)	4.60%	1198	1.15%
01/31/23	Treasury Note	912828ZE3	0.630	03/01/27	03/01/27	2,250,000	1,984,481	87.52	1,969,267	(15,214)	4.43%	1278	3.51%
05/11/23	Chevron Corp	166764BX7	2.000	05/11/27	05/11/27	475,000	442,085	90.64	430,553	(11,532)	4.79%	1349	0.77%
03/15/23	Treasury Note	912828ZV5	0.500	06/30/27	06/30/27	1,000,000	875,741	86.41	864,059	(11,682)	4.39%	1399	1.54%
02/15/23	Unitedhealth Group Inc	91324PDE9	2.950	10/15/27	10/15/27	450,000	416,654	92.73	417,271	617	4.92%	1506	0.74%

**Burbank-Glendale-Pasadena Airport Authority - PFC Account**  
**Statement of Investments**  
**As of 08/31/23**

Purchase Date	Type of Investment	CUSIP	Coupon	Maturity Date	Eff Mat. Date	Par Value	Purchase Cost	Market Price	Market Value	Unrealized Gain/Loss	YTM	Days to Eff. Mat.	% Mkt Value
	Subtotal					\$ 58,939,363	\$ 58,599,187		\$ 56,127,266	\$ (2,471,921)	5.17%	592	100.00%
	PFC Bank Balance						10,952,709						
	<b>TOTAL</b>						<b>\$ 69,551,896</b>						

Burbank-Glendale-Pasadena Airport Authority - PFC Account  
 Statement of Purchases - Maturities - Sales  
 As of 08/31/23

PURCHASES

Purchase Date	Type of Investment	CUSIP	Coupon	Maturity Date	Par Value	Purchase Price	Purchase Cost	Prepaid Interest
							\$ -	
							\$ -	
							\$ -	
							\$ -	
							\$ -	
							\$ -	
							\$ -	
							\$ -	
<b>TOTAL PURCHASES</b>								\$ -

MATURITIES

Purchase Date	Type of Investment	CUSIP	Coupon	Maturity Date	Par Value	Purchase Price	Purchase Cost	Gain / (Loss)
							\$ -	
							\$ -	
							\$ -	
							\$ -	
							\$ -	
							\$ -	
							\$ -	
							\$ -	
<b>TOTAL MATURITIES</b>								\$ -

SALES / REDEMPTIONS / DELIVERS

Purchase Date	Type of Investment	CUSIP	Coupon	Maturity Date	Sale Date	Par Value	Sale Price	Purchase Cost	Sale Amount	Gain / (Loss)
									\$ -	
									\$ -	
									\$ -	
									\$ -	
									\$ -	
<b>TOTAL SALES / REDEMPTIONS / DELIVERS</b>									\$ -	\$ -

**Burbank-Glendale-Pasadena Airport Authority - PFC Account**  
**Earnings Report**  
**08/01/23-08/31/23**

Type of Investment	Type	Coupon	Maturity Date	Previous Accrual	Realized Interest For Period	Interest Paid At Purc/Recv	Current Accrual	Interest Earned	Amrt/Accrt For Period	Adjusted Total Int. Earned
<b>FIXED INCOME</b>										
FNMA	NOTE	2.875	09/12/23	15,540.97	-	-	18,895.14	3,354.17	(1,469.98)	1,884.19
Treasury Note	NOTE	2.875	09/30/23	18,116.03	-	-	22,681.86	4,565.83	(1,818.51)	2,747.32
Treasury Note	NOTE	2.875	11/30/23	3,896.17	-	-	5,844.26	1,948.09	(1,277.00)	671.09
Citibank NA	NOTE	3.650	01/23/24	446.11	-	-	2,119.03	1,672.92	(104.45)	1,568.47
IBM Corp	NOTE	3.625	02/12/24	6,977.12	7,431.25	-	784.41	1,238.54	(980.71)	257.83
Treasury Note	NOTE	0.125	02/15/24	1,009.15	1,093.75	-	101.05	185.65	450.62	636.27
3M Co	NOTE	1.710	02/14/24	4,566.83	5,386.51	-	1,112.02	1,931.70	(34.10)	1,897.60
Metlife Inc	NOTE	3.600	04/10/24	4,717.50	-	-	5,992.50	1,275.00	(1,031.18)	243.82
Comcast Corporation	NOTE	3.700	04/15/24	4,630.14	-	-	5,940.56	1,310.42	(1,025.64)	284.78
Bank Of New York Mellon Corp	NOTE	3.400	05/15/24	3,409.44	-	-	4,755.28	1,345.84	(988.67)	357.17
Target Corporation	NOTE	3.500	07/01/24	1,239.58	-	-	2,479.17	1,239.59	(719.16)	520.43
Bristol-Myers Squibb Co	NOTE	2.900	07/26/24	181.25	-	-	1,268.75	1,087.50	(734.97)	352.53
Honeywell International Inc	NOTE	2.300	08/15/24	4,136.17	4,485.00	-	398.67	747.50	(194.99)	552.51
Treasury Note	NOTE	1.875	08/31/24	12,554.35	15,000.00	-	82.42	2,528.07	(1,870.52)	657.55
United Parcel Service	NOTE	2.200	09/01/24	3,428.33	4,114.00	-	-	685.67	(478.18)	207.49
PNC Funding Corp	NOTE	3.300	10/30/24	2,711.04	-	-	3,604.79	893.75	(359.06)	534.69
Wisconsin Electric Power Company	NOTE	2.050	12/15/24	916.81	-	-	1,514.72	597.91	(377.41)	220.50
FFCB	NOTE	1.130	01/06/25	359.38	-	-	790.63	431.25	28.88	460.13
Federal National Mortgage Assoc	NOTE	1.630	01/07/25	1,895.83	-	-	4,265.63	2,369.80	(875.00)	1,494.80
Apple Inc	NOTE	2.750	01/13/25	584.38	-	-	1,558.33	973.95	63.13	1,037.08
US Bank NA/Cincinnati	NOTE	2.050	01/21/25	270.49	-	-	1,081.94	811.45	(21.46)	789.99
Merck & Co Inc	NOTE	2.750	02/10/25	5,669.13	5,987.50	-	696.21	994.58	451.89	1,446.47
FHLMC Reference Note	NOTE	1.500	02/12/25	12,322.92	13,125.00	-	1,385.42	2,187.50	(423.98)	1,763.52
FFCB	NOTE	1.750	02/25/25	9,479.17	10,937.50	-	364.58	1,822.91	(76.90)	1,746.01
Exxon Mobil Corp	NOTE	2.709	03/06/25	4,910.06	-	-	5,925.94	1,015.88	(476.78)	539.10
Ace InA Holdings Inc	NOTE	3.150	03/15/25	5,176.50	-	-	6,318.38	1,141.88	(796.61)	345.27
Treasury Note	NOTE	0.050	03/31/25	2,688.52	-	-	3,366.12	677.60	215.45	893.05
General Dynamics Corporation	NOTE	3.250	04/01/25	541.67	-	-	677.08	135.41	(100.50)	34.91
Federal Home Loan Banks	NOTE	0.500	04/14/25	2,154.86	-	-	2,759.03	604.17	(74.30)	529.87
Home Depot Inc	NOTE	2.700	04/15/25	3,378.75	-	-	4,335.00	956.25	178.07	1,134.32
FNMA	NOTE	0.630	04/22/25	2,105.47	-	-	2,743.49	638.02	1,029.98	1,668.00
Caterpillar Financial Services	NOTE	3.400	05/13/25	3,130.83	-	-	4,335.00	1,204.17	(46.43)	1,157.74
General Dynamics Corporation	NOTE	3.500	05/15/25	2,586.11	-	-	3,606.94	1,020.83	(635.58)	385.25

**Burbank-Glendale-Pasadena Airport Authority - PFC Account**  
**Earnings Report**  
**08/01/23-08/31/23**

Type of Investment	Type	Coupon	Maturity Date	Previous Accrual	Realized Interest For Period	Interest Paid At Purc/Recv	Current Accrual	Interest Earned	Amrt/Accrt For Period	Adjusted Total Int. Earned
Qualcomm Incorporated	NOTE	3.450	05/20/25	2,721.67	-	-	3,871.67	1,150.00	(318.41)	831.59
Pfizer Inc	NOTE	0.800	05/28/25	665.00	-	-	981.67	316.67	204.10	520.77
Truist Financial Corp	NOTE	2.280	06/09/25	4,032.75	-	-	6,516.44	2,483.69	95.62	2,579.31
Cisco Systems Inc	NOTE	3.500	06/15/25	1,788.89	-	-	2,955.56	1,166.67	66.68	1,233.35
Treasury Note	NOTE	2.875	06/15/25	5,907.10	-	-	9,803.28	3,896.18	859.21	4,755.39
Treasury Note	NOTE	0.250	06/30/25	380.43	-	-	748.98	368.55	933.67	1,302.22
Treasury Note	NOTE	3.000	07/15/25	1,663.04	-	-	4,695.65	3,032.61	1,155.63	4,188.24
Intel Corp	NOTE	3.700	07/29/25	82.22	-	-	1,315.56	1,233.34	(837.37)	395.97
State Street Corporation	NOTE	3.550	08/18/25	7,634.97	8,431.25	-	608.92	1,405.20	(1,012.80)	392.40
Burlington Northern Santa Fe LLC	NOTE	3.650	09/01/25	4,942.71	5,931.25	-	-	988.54	75.47	1,064.01
John Deere Capital Corp	NOTE	4.050	09/08/25	6,837.19	-	-	8,271.56	1,434.37	(14.46)	1,419.91
FFCB	NOTE	4.250	09/30/25	14,284.72	-	-	17,826.39	3,541.67	114.04	3,655.71
FNMA Benchmark Note	NOTE	0.500	11/07/25	3,680.83	-	-	4,995.42	1,314.59	311.02	1,625.61
Lockheed Martin Corporation	NOTE	3.550	01/15/26	654.78	-	-	1,882.49	1,227.71	(343.47)	884.24
FHLB	NOTE	0.700	01/28/26	61.25	-	-	673.75	612.50	2,769.32	3,381.82
Treasury Note	NOTE	0.500	02/28/26	2,929.35	3,500.00	-	19.23	589.88	3,731.37	4,321.25
FFCB	NOTE	4.500	03/02/26	37,250.00	-	-	44,750.00	7,500.00	(117.03)	7,382.97
FHLB	NOTE	0.960	03/05/26	3,504.00	-	-	4,224.00	720.00	2,208.97	2,928.97
Prudential Financial Inc	NOTE	1.500	03/10/26	2,643.75	-	-	3,206.25	562.50	(98.18)	464.32
FHLB	NOTE	4.130	03/13/26	24,778.65	-	-	29,075.52	4,296.87	284.82	4,581.69
Loews Corporation	NOTE	3.750	04/01/26	3,750.00	-	-	4,687.50	937.50	153.75	1,091.25
Sierra Pacific Power	NOTE	2.600	05/01/26	2,437.50	-	-	3,250.00	812.50	(264.67)	547.83
Bank of America Corp	NOTE	4.830	07/22/26	597.34	-	-	2,588.48	1,991.14	117.99	2,109.13
FHLB	NOTE	1.880	09/11/26	2,187.50	-	-	2,656.25	468.75	(259.24)	209.51
Public Service Electric And Gas	NOTE	2.250	09/15/26	2,550.00	-	-	3,112.50	562.50	519.84	1,082.34
Pepsico Inc	NOTE	2.380	10/06/26	3,414.06	-	-	4,304.69	890.63	831.09	1,721.72
Morgan Stanley	NOTE	6.140	10/16/26	9,398.81	-	-	12,084.19	2,685.38	(312.24)	2,373.14
Treasury Note	NOTE	2.875	11/30/23	8,902.17	-	-	12,440.22	3,538.05	2,738.89	6,276.94
FHLB	NOTE	2.130	12/11/26	2,065.97	-	-	3,305.56	1,239.59	(346.67)	892.92
JP Morgan Chase & CO	NOTE	1.040	02/04/27	3,068.00	3,120.00	-	468.00	520.00	1,377.18	1,897.18
Treasury Note	NOTE	0.630	03/01/27	4,725.92	-	-	5,917.01	1,191.09	5,418.73	6,609.82
Chevron Corp	NOTE	2.000	05/11/27	2,105.83	-	-	2,895.52	789.69	688.84	1,478.53
Treasury Note	NOTE	0.500	06/30/27	434.78	-	-	855.98	421.20	2,458.20	2,879.40
Unitedhealth Group Inc	NOTE	2.950	10/15/27	3,908.75	-	-	5,015.00	1,106.25	596.16	1,702.41

Burbank-Glendale-Pasadena Airport Authority - PFC Account  
Earnings Report  
08/01/23-08/31/23

Type of Investment	Type	Coupon	Maturity Date	Previous Accrual	Realized Interest For Period	Interest Paid At Purc/Recv	Current Accrual	Interest Earned	Amrt/Accrt For Period	Adjusted Total Int. Earned
	Subtotal			\$ 321,720.99	\$ 88,523.01	\$ -	\$ 331,787.59	\$ 98,589.61	\$ 9,212.00	\$ 107,801.61
<b>CASH EQUIVALENTS</b>										
Dreyfus Trsy Sec CM Investor				-	5,166.47	-	-	5,166.47	-	5,166.47
	Subtotal			\$ -	\$ 5,166.47	\$ -	\$ -	\$ 5,166.47	\$ -	\$ 5,166.47
	<b>TOTAL</b>			\$ 321,720.99	\$ 93,689.48	\$ -	\$ 331,787.59	\$ 103,756.08	\$ 9,212.00	\$ 112,968.08

**BURBANK-GLENDALE-PASADENA AIRPORT AUTHORITY**  
**SCHEDULE OF CASH RECEIPTS AND DISBURSEMENTS**  
**MONTH AND TWO MONTHS ENDED AUGUST 31, 2023 & 2022**

		August 2023						Fiscal YTD Performance (July 2023 - August 2023)					
		Monthly Performance			Fiscal YTD Performance			Fiscal YTD Performance			Fiscal YTD Performance		
		A	B	C	D	E	F	G	H	I	J		
		Actual \$	Budget	Actual \$	Note	Variance	Fiscal YTD	Fiscal YTD Budget	Actual \$	Note	Variance	Actual Vs.	Budget
		Aug 2023	Aug 2023	Prior Year	Aug 2022	Actual Vs.	Fiscal YTD	Fiscal YTD Budget	Prior Year	Fiscal YTD	Note	Actual Vs.	Budget
		Aug 2023	Aug 2023	Aug 2022	Note	Budget	Fiscal YTD	Fiscal YTD Budget	Fiscal YTD	Note	Budget	Actual Vs.	Budget
<b>OPERATING ACTIVITY</b>													
<b>CASH RECEIPTS FROM OPERATIONS</b>													
29	1	\$421,768	\$436,500	\$431,032	(2)	(\$14,732)	\$846,604	\$873,000	\$907,885	(2)	(\$26,396)		
	2	2,512,193	2,451,841	2,767,309	(3)	60,352	5,183,282	4,903,682	5,066,474	(3)	279,600		
	3	1,533,338	1,395,326	1,586,456	(4)	138,012	3,161,769	2,790,652	2,916,225	(4)	371,117		
30	30	1,492,541	1,367,389	1,428,901	(5)	125,152	2,892,982	2,734,779	2,718,869	(5)	158,203		
	5	307,357	314,000	291,726	(6)	(6,643)	622,020	628,000	583,237	(6)	(5,980)		
	6	93,919	92,250	83,253	(7)	1,669	175,094	184,500	176,806	(7)	(9,406)		
31	31	472,702	454,167	418,909	(8)	18,535	1,102,855	908,334	1,038,543	(8)	194,521		
8	8	\$6,833,818	\$6,511,473	\$7,007,586	(1)	\$322,345	\$13,984,606	\$13,022,947	\$13,408,039	(1)	\$961,659		
<b>CASH DISBURSEMENTS FROM OPERATIONS</b>													
9	9	(\$61,355)	(\$128,763)	(\$75,776)	(10)	\$67,408	(\$157,461)	(\$257,526)	(\$152,177)	(10)	\$100,065		
10	10	(379,968)	(414,616)	(461,344)	(11)	34,648	(658,096)	(829,232)	(734,767)	(11)	171,136		
11	11	(1,039,099)	(1,306,693)	(2,953,183)	(12)	267,594	(3,680,920)	(4,385,720)	(5,362,290)	(12)	704,800		
12	12	(294,421)	(519,200)	(257,068)	(13)	224,779	(2,632,157)	(2,888,400)	(2,108,487)	(13)	256,243		
13	13	(500,816)	(656,175)	(627,802)	(14)	155,359	(996,321)	(1,312,350)	(1,291,590)	(14)	316,029		
14	14	(63,269)	(116,428)	(25,864)	(15)	53,159	(165,642)	(232,856)	(65,224)	(15)	67,214		
15	15	(380,625)	(380,625)	(380,375)	(16)	0	(761,250)	(761,250)	(760,750)	(16)	7,768		
16	16	0	0	0	(16)	0	(786,322)	(794,090)	(788,813)	(16)	7,768		
17	17	(\$2,719,553)	(\$3,522,500)	(\$4,781,412)	(9)	\$802,947	(\$9,838,169)	(\$11,461,424)	(\$11,264,098)	(9)	\$1,623,255		
18	18	\$4,114,265	\$2,988,973	\$2,226,174		\$1,125,292	\$4,146,437	\$1,561,523	\$2,143,941		\$2,584,914		
<b>FACILITY IMPROVEMENT TRANSACTIONS</b>													
<b>CASH DISBURSEMENTS</b>													
19	19	\$0	\$0	\$0	(17)	\$0	\$0	\$0	\$0	(17)	\$0		
20	20	(1,927,454)	(142,083)	(335,110)	(18)	(1,785,371)	(2,231,139)	(336,666)	(742,979)	(18)	(1,894,473)		
21	21	(\$1,927,454)	(\$142,083)	(\$335,110)		(\$1,785,371)	(\$2,231,139)	(\$336,666)	(\$742,979)		(\$1,894,473)		
22	22	\$0	\$0	\$0	(17)	\$0	\$0	\$0	\$0	(17)	\$0		
23	23	0	0	0	(19)	\$0	0	0	0	(19)	0		
24	24	0	0	0	(20)	\$0	0	0	1,206,871	(20)	0		
25	25	0	50,000	0	(20)	(\$50,000)	0	100,000	0	(20)	(100,000)		
26	26	\$0	\$50,000	\$0		(\$50,000)	\$0	\$100,000	\$1,206,871		(\$100,000)		
27	27	(\$1,927,454)	(\$92,083)	(\$335,110)		(\$1,835,371)	(\$2,231,139)	(\$236,666)	\$463,892		(\$1,994,473)		
28	28	\$733,646	\$0	\$0	(21)	\$733,646	\$733,646	\$0	\$0	(21)	\$733,646		
29	29	\$2,920,457	\$2,896,890	\$1,891,064		\$23,567	\$2,648,944	\$1,324,857	\$2,607,833		\$1,324,087		
<b>NET INCREASE (DECREASE) IN CASH FROM OPERATIONS</b>													

**BURBANK-GLENDALE-PASADENA AIRPORT AUTHORITY**  
**SCHEDULE OF CASH RECEIPTS AND DISBURSEMENTS**  
**MONTH AND TWO MONTHS ENDED AUGUST 31, 2023 & 2022**

		August 2023					Fiscal YTD Performance (July 2023 - August 2023)				
		Monthly Performance									
A	B	C	D	E	F	G	H	I	J		
Actual \$ Aug 2023	Budget Aug 2023	Actual \$ Prior Year Aug 2022	Note	Variance Actual Vs. Budget	Fiscal YTD	Fiscal YTD Budget	Actual \$ Prior Year Fiscal YTD	Note	Variance Actual Vs. Budget		
29	\$2,920,457	\$2,896,890	\$1,891,064	\$23,567	\$2,648,944	\$1,324,857	\$2,607,833		\$1,324,087		
30	(\$10,365,455)	(\$3,760,109)	(\$821,165) (22)	(\$6,605,346)	(\$11,064,315)	(\$7,520,218)	(\$986,388) (22)		(\$3,544,097)		
31	(\$7,444,998)	(\$863,219)	\$1,069,899	(\$6,581,779)	(\$8,415,371)	(\$6,195,361)	\$1,621,445		(\$2,220,010)		
					<u>NET INCREASE (DECREASE) IN CASH FROM OPERATIONS</u>						
					<u>REPLACEMENT PASSENGER TERMINAL PROJECT</u>						
					<u>CASH DISBURSEMENTS</u>						
					Replacement Passenger Terminal Project Costs <sup>1</sup>						
					<u>NET INCREASE (DECREASE) IN CASH - TOTAL</u>						

Note 1 - Due to timing of invoices and payments thereof, the cash to budget analysis may not fully reflect current status of the project. Reimbursement pending for eligible expenditures from awarded BIL grants and FAA approved use of PFC fees (design costs).



# BURBANK-GLENDALE-PASADENA AIRPORT AUTHORITY

## NOTES TO SCHEDULE OF CASH RECEIPTS AND DISBURSEMENTS

MONTH AND TWO MONTHS ENDED AUGUST 31, 2023 & 2022

### General Comments

The Schedule of Cash Receipts and Disbursements ("Schedule") represents the cash basis activity for the month and fiscal year-to-date ("FYTD") compared to the allocation of the annual adopted budget.

The Schedule consists of two sections: Operating Activity and Facility Improvement Transactions. Receipts are shown as positive amounts and disbursements as negative amounts. Favorable budget variances are shown as positive amounts and unfavorable variances as negative amounts. Because this Schedule is on a cash basis, cash timing differences may contribute to budget variances.

The Operating Activity receipts include charges for services (parking, landing fees and concessions), tenant rents, fuel flowage fees, other revenues and investment receipts. The Operating Activity disbursements include costs of services, materials, contracts, personnel and debt service.

Facility Improvement Transactions represent the activity for the Authority's capital program, which consists of Other Facility Improvement Program Projects and the Noise Mitigation Program.

FY 2024 Replacement Passenger Terminal ("RPT") Project expenditures are programmed to be initially funded through the Bipartisan Infrastructure Law grants and commercial paper program ("CP") pending issuance of the construction financing scheduled for late spring of 2024. In addition, design costs are programmed to be funded through FAA-approved use of Passenger Facility Charge ("PFC") fees.

The FY 2024 Non-RPT Capital Program expenditures are primarily funded through the following sources:

- FAA-approved PFC program receipts/reserves;
- Grants; and
- Operating Revenues

The notes below provide additional information regarding the performance results detailed in the "Schedule of Cash Receipts and Disbursements."

A Supplemental Schedule of Cash Receipts and Disbursements reflecting the activities related to the 2012 Bond debt service for the Regional Intermodal Transportation Center / Consolidated Rental Car Facility is also presented.

FY 2024 projected operational activity has been based essentially flat to FY 2023 levels. The Authority's Adopted FY 2024 budget is based on the following quarterly activity assumptions to reflect seasonal fluctuations:

- Q1 (July - September): 1,620,000 (represents 27% of total)
- Q2 (October - December): 1,560,000 (represents 26% of total)
- Q3 (January - March): 1,200,000 (represents 20% of total)
- Q4 (April - June): 1,620,000 (represents 27% of total)

Passengers decreased by 2.96% FYTD August when compared to the same period in FY 2023, and unfavorable to the budget assumption by 2.91%. However, overall financial performance FYTD August remains positive to the budget.

(Continued)

# BURBANK-GLENDALE-PASADENA AIRPORT AUTHORITY

## NOTES TO SCHEDULE OF CASH RECEIPTS AND DISBURSEMENTS MONTH AND TWO MONTHS ENDED AUGUST 31, 2023 & 2022

**NOTE (1) – Cash Receipts from Operations**

Cash receipts from operations exceed the budget in FYTD August. On an accrual basis, operating revenues exceed the budget in FYTD August by \$572,414. See notes 2 through 8 for additional information regarding operating receipts.

**NOTE (2) – Landing/Fuel Fees**

Landing Fees are based on landed weight of the aircraft. Fuel fees are charged at a rate of \$0.05 a gallon to non-signatory air carriers for fuel loaded at BUR. On an accrual basis, Landing Fees combined with Fuel Flowage Fees are under budget by \$4,655 FYTD August.

**NOTE (3) – Parking Fees**

Parking fee revenues performed slightly above the budget forecast. Accrual basis Parking Fees exceed the budget by \$10,599 FYTD August.

**NOTE (4) – Rental/Concession Receipts - Terminal Building**

Terminal Building rental/concession receipts exceed the budget FYTD August partially due to the timing of receipts. Accrual basis Terminal Building rents/concessions exceed the budget by \$122,596 FYTD August.

**NOTE (5) – Rental Receipts - Other Buildings**

Other Buildings rental receipts exceed the budget FYTD August partially due to the timing of receipts. Accrual basis Other Building rents are \$65,988 above budget expectations FYTD August due to CPI adjustments.

**NOTE (6) – Ground Transportation**

This category consists of off-airport access fees and TNC activity. Accrual basis Ground Transportation receipts are under budget by \$6,953 FYTD August.

**NOTE (7) – Other Receipts**

FYTD August Other Receipts consist primarily of ground handling and airfield access fees. Accrual basis Other Receipts are \$43,516 ahead of budget FYTD August.

**NOTE (8) – Investment Receipts - Treasurer**

This line item represents cash received from the investment of funds. These receipts fluctuate in response to interest rate and portfolio balance changes, the timing of coupon payments and individual investment maturities. Accrual basis investment income exceeds the budget by \$341,323 FYTD August.

**NOTE (9) – Cash Disbursements from Operations**

Overall operating disbursements on a cash basis and accrual basis are favorably under the budget FYTD August. See additional information on operating disbursement in notes 10 through 16.

**NOTE (10) – Administrative Supplies & Costs**

This line item includes office supplies, printing, postage and delivery, office equipment service and lease, recruiting, membership, uniform, Commission meeting, conference and training costs.

(Continued)

# BURBANK-GLENDALE-PASADENA AIRPORT AUTHORITY

## NOTES TO SCHEDULE OF CASH RECEIPTS AND DISBURSEMENTS MONTH AND TWO MONTHS ENDED AUGUST 31, 2023 & 2022

**NOTE (11) – Operating Supplies & Maintenance**

This line item includes utilities, fuel, general repairs and maintenance, landscaping, supplies and telephone costs.

**NOTE (12) – Contractual Operating Costs**

This line item includes various contractual operating costs such as ARFF services, janitorial services, systems and vehicle repair, parking operations and the TBI Airport Management contract costs.

**NOTE (13) – Contractual Professional Services**

This line item includes various professional services such as legal, auditing, noise, financial and insurance.

**NOTE (14) – Wages and Benefits**

Wages and Benefits consist of payroll and fringe benefit costs for the Airport Police officers, and include the impact of the terms of the Memorandum of Understanding effective February 2023. Wages and Benefits include overtime for film location services which are recovered through the related film revenue.

**NOTE (15) – Other Operating Costs**

This line item primarily includes public relations/advertising, air service retention, and license/permit fees.

**NOTE (16) – Parking Tax**

The 12% City of Burbank parking tax is paid quarterly for the prior three-month period. July remittance, in the amount of \$786,322, covers parking activity for the months of April, May and June 2023. The next remittance, covering parking activity for the months of July, August and September 2023, is due October 2023.

**NOTE (17) – Noise Mitigation Program**

FAA Grants are budgeted to partially fund the multi-year Part 150 Update project. A RFP for the Part 150 Update was issued in 3rd Quarter of FY 2023 and a contract is scheduled for award in third quarter of FY 2024.

**NOTE (18) – Other Facility Improvement Program Projects**

Other Facility Improvement Program Project costs on a cash basis exceed the budget FYTD August primarily due to payments of FY 2023 costs for the completion of the Airfield Lighting Vault replacement and the development of Parking Lot F. Other Facility Improvement Program Projects cash disbursements exceeded budget due to expenditures related to the Common Use Passenger Processing System ("CUPPS") upgrade, which is to be fully reimbursed by the airlines over a 12-month period.

**NOTE (19) – FAA Grants – Facility Improvement Program Projects**

FAA Grants are budgeted to partially fund a new ARFF vehicle.

**NOTE (20) – Passenger Facility Charge Receipts/Reserves**

A number of capital projects are budgeted to be funded or partially funded by Passenger Facility Charges, including the completion of the Runway 8 PAPI relocation, Runway and Taxiway Shoulder Rehabilitation, a new ARFF vehicle, and the Part 150 Update project.

(Continued)

**BURBANK-GLENDALE-PASADENA AIRPORT AUTHORITY**

**NOTES TO SCHEDULE OF CASH RECEIPTS AND DISBURSEMENTS**

**MONTH AND TWO MONTHS ENDED AUGUST 31, 2023 & 2022**

**NOTE (21) – Federal Relief Grant Funds**

All available non-concessionaire awarded federal relief funds were utilized towards FY 2023 bond debt service and personnel costs. The remaining concessionaire relief funds (\$2,560,425) apply only as direct payments to qualifying concessionaires and will be utilized once approved by the FAA.

**NOTE (22) – Replacement Passenger Terminal Project**

The Authority programmed appropriations in the amount of \$158,579,049 for development of the multi-year RPT program. RPT costs on a cash basis exceeds the budget FYTD August by \$3,544,097 primarily due to the timing of payments. The majority of cash expenditures for FYTD August are related to Jacobs Project Management services (\$784,327) and Holder, Pankow, TEC JV (\$9,814,995).

**BURBANK-GLENDALE-PASADENA AIRPORT AUTHORITY**  
**SUPPLEMENTAL SCHEDULE OF CASH RECEIPTS AND DISBURSEMENTS**  
**REGIONAL INTERMODAL TRANSPORTATION CENTER / CONSOLIDATED RENTAL CAR FACILITY PAYMENTS AND COLLECTIONS**  
**MONTH AND TWO MONTHS ENDED AUGUST 31, 2023 & 2022**

		Monthly Performance				August 2023				Fiscal YTD Performance (July 2023 - August 2023)				
		A	B	C	D	E		F	G	H	I	J		
		Actual \$	Budget	Actual \$	Actual \$	Variance	Actual Vs.	Actual \$	Fiscal	Actual \$	Fiscal	Actual \$	Variance	
		Aug 2023	Aug 2023	Aug 2022	Note	Budget	Budget	Prior Year	YTD Budget	Prior Year	YTD Budget	Actual Vs.	Budget	
		Aug 2023	Aug 2023	Aug 2022	Note	Budget	Budget	Prior Year	YTD Budget	Prior Year	YTD Budget	Actual Vs.	Budget	
35		\$437,653	\$383,333	\$437,274	(1)	\$54,320	Customer Facility Charge Receipts		\$766,666	\$874,514	(1)	\$54,198		
36		859,449	0	0	(2)	859,449	Federal Relief Grant Funds - 2012 Bond Debt Service		0	0	(2)	859,449		
37		85,914	102,703	86,364	(3)	(16,789)	Facility Rent		205,406	172,728	(3)	(28,015)		
38		(486,036)	(486,036)	(486,324)		0	Payments to Bond Trustee for 2012 Bond Debt Service		(972,072)	(972,648)		0		
39		<b>\$896,980</b>	<b>\$0</b>	<b>\$37,314</b>	<b>(4)</b>	<b>\$896,980</b>			<b>\$0</b>	<b>\$74,594</b>	<b>(4)</b>	<b>\$885,632</b>		

**General Comments**

The debt service on the 2012 Revenue Bonds and the repayment to the Authority of the loans to the Rent-A-Car Companies ("RACs") is payable from Customer Facility Charges ("CFCs") and Facility Rents. Under the terms of the Bond Indenture, as amended, all CFCs collected subsequent to July 1, 2014 are remitted to the Bond Trustee for the 2012 Bond debt service.

On July 1, 2014, the terms and conditions of the Non-Exclusive Concession and Lease Agreement with the respective Rent-A-Car Companies became effective, including the collection of Facility Rent.

**Note (1) – Customer Facility Charge ("CFC") Receipts**

CFCs of \$6 per day per transaction, up to a maximum of five days, are collected and applied to the 2012 Bond debt service.

**Note (2) – Federal Relief Grant Funds**

All available awarded federal relief funds were utilized towards FY 2023 Bond debt service costs and no further drawdowns will be applied to FY 2024 debt service.

**Note (3) – Facility Rent**

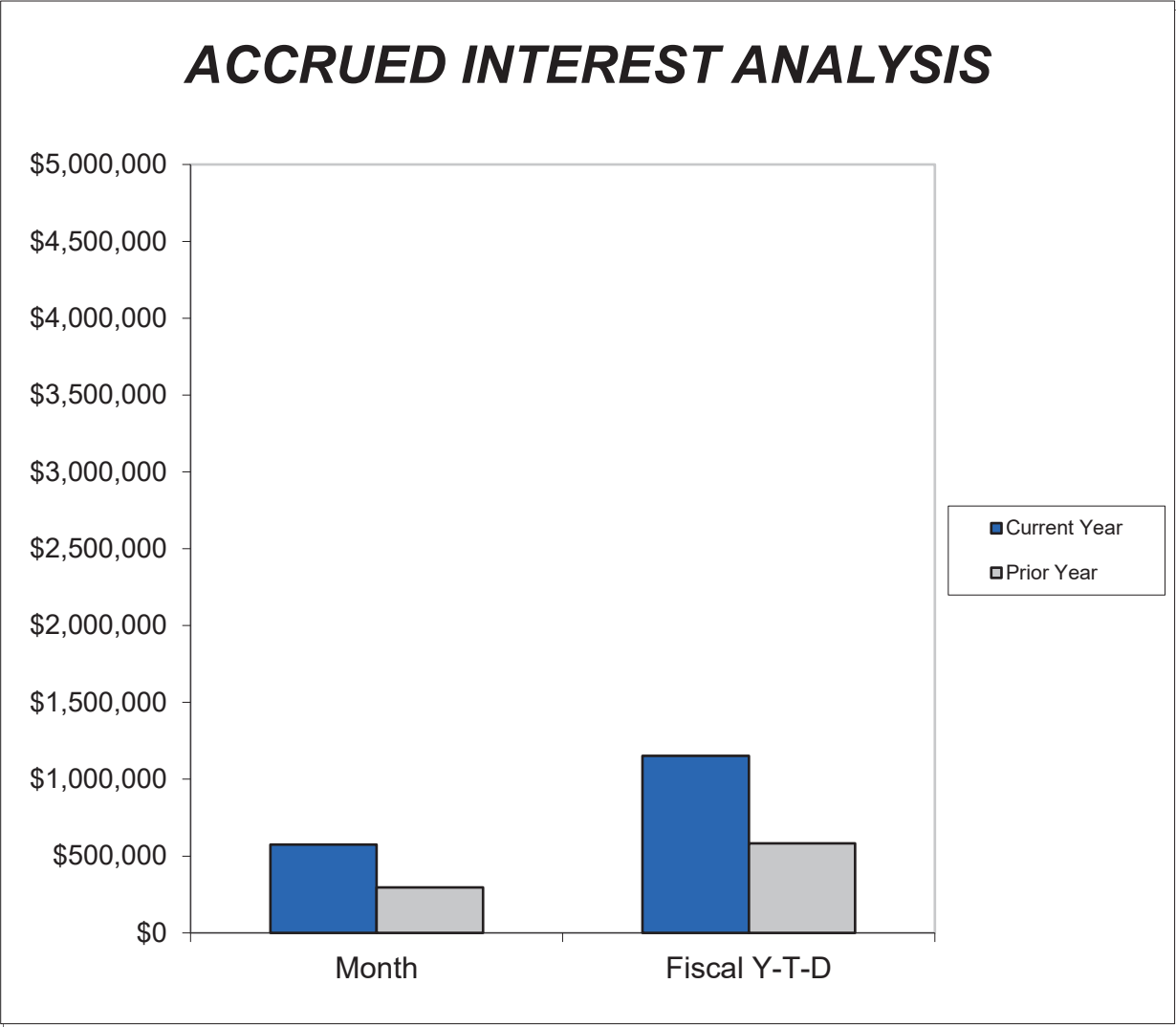
Facility Rent receipts may be applied to the 2012 Bond debt service or other allowable uses.

**Note (4) – Net RITC / ConRAC Facility Payments and Collections**

At fiscal year-end, upon conclusion of the required reconciliation, any excess surplus accumulated will be evaluated and applied toward the allowed uses under the terms and conditions of the Non-Exclusive Concession and Lease Agreement with the Rent-A-Car Companies.

In the event of a shortfall of receipts to meet the required payment obligations (i.e., CFC collections perform under budget projections), the Authority holds the right to adjust the Facility Rent paid by the rental car companies on a 30-day notice.

# **Burbank-Glendale-Pasadena Airport Authority**



	August 2023	August 2022
<b>Accrued Interest Revenue - Month</b>	<b>\$573,943</b>	<b>\$295,410</b>
<b>Accrued Interest Revenue - FYTD</b>	<b>\$1,152,156</b>	<b>\$581,929</b>
<b>Month End Portfolio Balance</b>	<b>\$271,692,485</b>	<b>\$268,810,369</b>
<b>Yield to Maturity</b>	<b>4.88%</b>	<b>3.31%</b>

**Supplement to the August 2023 Treasurer's Report**

**FYTD August 2023 Cash Expenditures**

**Replacement Passenger Terminal Project (RPT)**

BURBANK-GLENDALE-PASADENA AIRPORT AUTHORITY Replacement Passenger Terminal Project (RPT) FY 2024 Cash Expenditures: Authorized Contracts							
Consultant/Vendor	Scope of Work	Prior Fiscal Years' Cash Expenditures	Current Authorized Amounts (1)	August 2023 Cash Expenditures	FYTD 2024 (July - August) Cash Expenditures	Remaining Contract Amount	Project-to-date Total Cash Expenditures
AECOM (1a)	Program Management Services	\$ 4,172,454	N/A	-	-	N/A	\$ 4,172,454
Jacobs Project Management Company (1a)	Program Management Services	4,154,588	13,321,911	441,465	784,327	8,382,996	4,938,915
Airport & Aviation Professionals Inc. (AvAIPro) (1b)	Airline Technical & Financial Coordination Services	216,599	350,000	-	20,499	329,501	237,098
Conway Consulting (1b)	Technical Support	211,327	150,000	8,009	56,162	93,838	267,489
Georgino Development (1b)	Strategic Planning Services	85,500	57,600	-	4,500	53,100	90,000
Public Resources Advisory Group (PRAG) (1b)	Financial Advisory Services	245,608	275,000	27,788	47,370	227,630	292,978
Ricondo & Associates (1b)	Financial Feasibility Services	351,440	356,000	-	63,581	292,419	415,021
Geosyntec Consultants (1c)	Soil Management Services	8,586	N/A	-	-	N/A	8,586
Holder, Pankow, TEC JV (1d)	Design Builder	14,288,816	55,000,000	9,814,995	9,814,995	30,896,189	24,103,811
Fitch Ratings (2)	Rating Agency	-	N/A	-	35,000	N/A	35,000
Orrick, Herrington & Sutcliffe (2)	Bond Counsel	467,197	N/A	-	113,032	N/A	580,229
Chapman (2)	Legal Services	70,000	N/A	-	-	N/A	70,000
McDermott (2)	Legal Services	-	N/A	-	5,000	N/A	5,000
Moody's (2)	Rating Agency	-	N/A	28,900	28,900	-	28,900
Richards, Watson & Gershon (2)	Legal Services	237,956	N/A	12,898	19,788	N/A	257,744
Ring Bender (2)	Legal Services	4,793	N/A	-	-	N/A	4,793
S & P Global Rating (2)	Rating Agency	-	N/A	21,000	21,000	-	21,000
THU Legal Consulting (2)	Consulting Services	37,440	150,000	10,400	30,360	119,640	67,800
Thriving Restaurants (2)	Consulting Services	5,000	N/A	-	-	N/A	5,000
RS&H (3)	Environmental Impact Study (EIS) Services	339,782	AIP / PFC Funded	-	18,234	N/A	358,016
Xi-3 Corporation (4)	Consulting Services	91,770	96,000	-	-	4,230	91,770
City of Burbank (5)	Burbank Water & Power Aid-in-Construction Deposit	569,000	N/A	-	-	N/A	569,000
Sumitomo Mitsui (6)	CP Program / LOC Bank	-	N/A	-	1,567	N/A	1,567
Meetings	Various Expenses	30,026	N/A	-	-	N/A	30,026
Licenses & Fees	Various Expenses	4,276	N/A	-	-	N/A	4,276
<b>TOTALS</b>		\$ 25,592,158	\$ 69,756,511	\$ 10,365,455	\$ 11,064,315	\$ 40,399,543	\$ 36,656,473



**BURBANK-GLENDALE-PASADENA AIRPORT AUTHORITY**  
**Notes to Replacement Passenger Terminal Project schedule**  
**Project Costs as of August 2023**

- (1) Current authorized NTE Contract amounts represent Commission approved appropriations. The FY 2024 adopted budget includes appropriations of \$158,579,049 for the RPT project.
- (1a) The Jacobs' authorized amount represents the following  
Commission approved Task Orders against the Professional Services agreement to date:  
Task Order 1 (Development of the Program Operations Manual) - \$1,419,896  
Task Order 2 (Procurement of Progressive Design Builder) - \$1,463,250  
Task Order 3 (Phase 2 Design and Pre-Construction Support Services) - \$10,438,765
- (1b) These Professional Services contracts for technical, financial, and strategic airport services were presented and approved on August 28, 2023 to be effective July 1, 2023. These are multi-year support services contracts.
- (1c) This Professional Services contract for geotechnical support was approved on September 1, 2022 to be effective August 1, 2022 through June 30, 2023.
- (1d) In December 2022, the Commission approved \$55,000,000 for Phase 1 design services of the RPT project to develop the 60% design level and Guaranteed Maximum Price. Phase 1 services are anticipated to be completed by April 2024. Appropriations are included in the FY 2024 budget to support this item.
- (2) Legal services and professional services to be utilized on an as needed basis.
- (3) RS&H expenditures are for the FAA's Written Re-evaluation of the construction noise section in the Environmental Impact Study as directed by the Ninth Circuit.
- (4) XI-3 Corporation: RFP coordination and technical support services for the selection of the progressive design-builder. Commission approved professional services agreement in July 2022 (NTE \$50,000) which was increased by an amendment in October 2022 to NTE \$96,000.
- (5) BWP study for power requirements for RPT and ancillary facilities.
- (6) LOC banks for the CP program.



January 16, 2023

Burbank-Glendale-Pasadena Airport Authority  
2627 Hollywood Way  
Burbank, CA 91505

Dear Commissioners:

The attached report, covering the month of September 2023, fulfills the legal requirements of the California Code and our Investment Policy. Based on projected income and expenses, as well as investment liquidity, there will be sufficient funds available to meet the needs of the Airport Authority for the six month period following the date of the attached report.

Sincerely,

[To be signed]

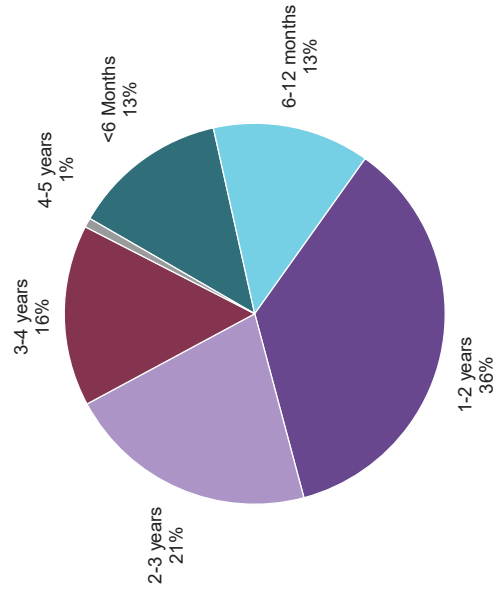
Tyron Hampton  
Treasurer

Attachments

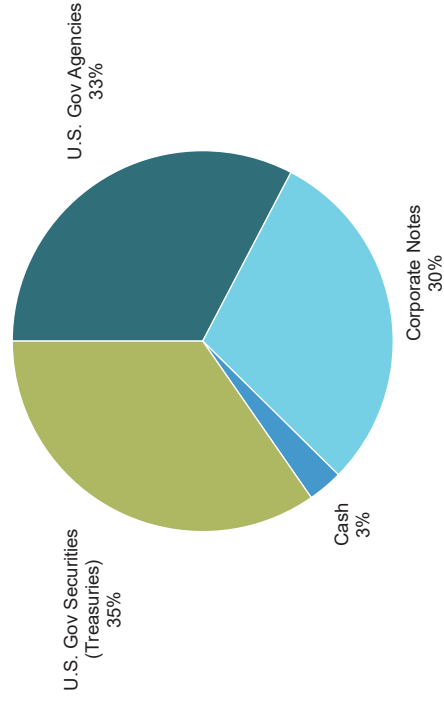
# Operating Portfolio Investment Guidelines Conformance as of September 30, 2023

	Legal Max Maturity	Actual Max Maturity	Policy Maximum	Policy Actual
U.S. Gov Agencies	5 Years	3.20 Years	70%	33%
Corporate Notes	5 Years	4.05 Years	30%	30%
LAIF	N/A	N/A	\$20mil	N/A
Bankers Acceptance	6 Months	N/A	15%	N/A
Negotiable Certificates of Deposit	5 Years	N/A	15%	N/A
Non-Negotiable Certificates of Deposit	5 Years	N/A	15%	N/A
Commercial Paper	270 Days	N/A	15%	N/A
Repurchase Agreements	1 year	N/A	10%	N/A
Market Market Fund	N/A	N/A	15%	3%
U.S. Gov Securities (Treasuries)	5 Years	3.75 Years	No Limit	35%

## Maturity Distribution



## Sector Allocation

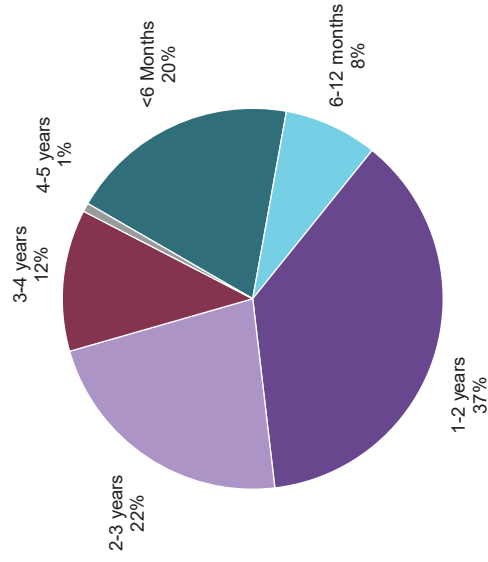


Source: Aladdin  
There is no guarantee that the investment objective will be achieved or that return expectations will be met.

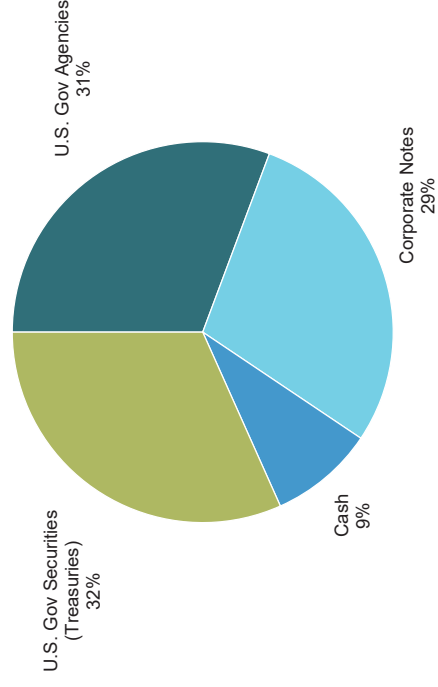
# PFC Portfolio Investment Guidelines Conformance as of September 30, 2023

	Legal Max Maturity	Actual Max Maturity	Policy Maximum	Policy Actual
U.S. Gov Agencies	5 Years	3.20 Years	70%	31%
Corporate Notes	5 Years	4.05 Years	30%	29%
LAIF	N/A	N/A	\$20mil	N/A
Bankers Acceptance	6 Months	N/A	15%	N/A
Negotiable Certificates of Deposit	5 Years	N/A	15%	N/A
Non-Negotiable Certificates of Deposit	5 Years	N/A	15%	N/A
Commercial Paper	270 Days	N/A	15%	N/A
Repurchase Agreements	1 year	N/A	10%	N/A
Market Market Fund	N/A	N/A	15%	9%
U.S. Gov Securities (Treasuries)	5 Years	3.75 Years	No Limit	32%

## Maturity Distribution



## Sector Allocation



Source: Aladdin  
There is no guarantee that the investment objective will be achieved or that return expectations will be met.

**Burbank-Glendale-Pasadena Airport Authority - Operating Account**  
**Statement of Investments**  
**As of 09/30/23**

Purchase Date	Type of Investment	CUSIP	Coupon	Maturity Date	Eff Mat. Date	Par Value	Purchase Cost	Market Price	Market Value	Unrealized Gain/Loss	YTM	Days to Eff. Mat.	% Mkt Value
09/30/23	Dreyfus Treasury	BAX9MM47	0.000	09/30/23	09/30/23	\$ 13,173,550	\$ 13,173,550	100.00	\$ 13,173,550	\$ -	5.46%	0	5.41%
12/23/22	Morgan Stanley	61747YEX9	6.140	10/16/26	10/18/23	2,300,000	2,354,302	100.05	2,301,196	(53,106)	6.44%	18	0.94%
02/24/22	3M Co	88579YBE0	1.710	02/14/24	11/14/23	1,625,000	1,628,055	99.98	1,624,740	(3,315)	6.12%	45	0.67%
03/03/22	Truist Financial Corp	89788MAF9	2.285	06/09/25	11/14/23	2,100,000	2,089,173	97.69	2,051,553	(37,620)	7.33%	45	0.84%
03/16/20	Treasury Note	9128285P1	2.875	11/30/23	11/30/23	3,200,000	3,479,090	99.57	3,186,112	(292,978)	5.41%	61	1.31%
01/11/23	Bank of America Corp	06051GLA5	4.830	07/22/26	01/22/24	2,300,000	2,271,572	97.52	2,243,006	(28,566)	6.58%	114	0.92%
03/20/19	Citibank NA	17325FAS7	3.650	01/23/24	01/23/24	2,250,000	2,321,258	99.29	2,234,093	(87,165)	5.89%	115	0.92%
01/25/23	JP Morgan Chase & CO	46647PBW5	1.040	02/04/27	02/04/24	2,625,000	2,344,402	88.95	2,334,964	(9,438)	6.14%	127	0.96%
03/26/21	IBM Corp	459200HU8	3.625	02/12/24	02/12/24	1,750,000	1,882,594	99.20	1,735,983	(146,611)	5.81%	135	0.71%
12/10/21	Treasury Note	91282CBM2	0.130	02/15/24	02/15/24	5,500,000	5,355,021	98.06	5,393,410	38,389	5.36%	138	2.21%
06/27/23	FHLB	3130ARHG9	2.130	02/28/24	02/28/24	3,850,000	3,766,506	98.64	3,797,448	30,942	5.49%	151	1.56%
04/10/21	Melife Inc	59156RBH0	3.600	04/10/24	04/10/24	1,750,000	1,897,945	98.80	1,729,035	(168,910)	5.92%	193	0.71%
06/22/20	Comcast Corporation	20030NCR0	3.700	04/15/24	04/15/24	1,800,000	1,972,081	98.87	1,779,714	(192,367)	5.83%	198	0.73%
03/16/21	Bank Of New York Mellon Corp	06406HCV9	3.400	05/15/24	05/15/24	2,000,000	2,144,538	98.45	1,969,020	(175,518)	5.94%	228	0.81%
01/18/22	Target Corporation	87612EBD7	3.500	07/01/24	07/01/24	1,750,000	1,831,278	98.39	1,721,843	(109,435)	5.70%	275	0.71%
11/03/20	Bristol-Myers Squibb Co	110122CM8	2.900	07/26/24	07/26/24	1,900,000	2,025,714	97.74	1,857,041	(168,673)	5.74%	300	0.76%
10/31/19	Honeywell International Inc	438516BW5	2.300	08/15/24	08/15/24	1,600,000	1,646,699	97.12	1,553,856	(92,843)	5.71%	320	0.64%
06/30/21	Treasury Note	9128282U3	1.875	08/31/24	08/31/24	13,000,000	13,567,227	96.79	12,582,570	(984,657)	5.50%	336	5.16%
05/20/21	United Parcel Service	911312BT2	2.200	09/01/24	09/01/24	1,571,000	1,637,949	96.91	1,522,409	(115,540)	5.69%	337	0.62%
06/20/23	FFCB	3133EPDE2	5.380	09/09/24	09/09/24	6,500,000	6,511,850	99.84	6,489,470	(22,380)	5.55%	345	2.66%
02/12/20	PNC Funding Corp	69353REF1	3.300	10/30/24	10/30/24	2,000,000	2,150,631	97.10	1,941,900	(208,731)	6.10%	396	0.80%
01/27/22	FHLB	3130A3GE8	2.750	12/13/24	12/13/24	2,200,000	2,281,046	96.89	2,131,558	(149,488)	5.45%	440	0.87%
01/27/22	Treasury Note	91282CDN8	1.000	12/15/24	12/15/24	2,000,000	1,977,266	94.94	1,898,820	(78,446)	5.37%	442	0.78%
06/25/20	Wisconsin Electric Power Company	976656CL0	2.050	12/15/24	12/15/24	1,450,000	1,518,887	95.58	1,385,867	(133,020)	5.88%	442	0.57%
01/06/22	FFCB	3133ENKS8	1.130	01/06/25	01/06/25	1,540,000	1,536,535	94.82	1,460,290	(76,245)	5.40%	464	0.60%
12/10/21	Federal National Mortgage Assoc	3135GQX24	1.630	01/07/25	01/07/25	1,500,000	1,527,600	95.48	1,432,140	(95,460)	5.35%	465	0.59%
05/11/22	Apple Inc	037833DF4	2.750	01/13/25	01/13/25	1,700,000	1,691,920	96.69	1,643,730	(48,190)	5.44%	471	0.67%
03/29/21	US Bank NA/Cincinnati	90331HPL1	2.050	01/21/25	01/21/25	2,000,000	2,069,895	94.95	1,899,040	(170,855)	6.11%	479	0.78%
09/15/22	Merck & Co Inc	58933YAR6	2.750	02/10/25	02/10/25	1,825,000	1,770,464	96.57	1,762,421	(8,043)	5.39%	499	0.72%
10/01/20	FHLMC Reference Note	3137EAEP0	1.500	02/12/25	02/12/25	7,000,000	7,082,816	95.06	6,654,130	(428,686)	5.29%	501	2.73%
03/04/22	FFCB	3133ENPY0	1.750	02/25/25	02/25/25	1,750,000	1,753,833	95.08	1,663,865	(89,968)	5.43%	514	0.68%
12/22/20	Exxon Mobil Corp	30231GAF9	2.709	03/06/25	03/06/25	1,825,000	1,939,204	96.28	1,757,147	(182,057)	5.43%	523	0.72%
08/05/20	FHLB	3130A4CH3	2.380	03/14/25	03/14/25	250,000	273,060	95.82	239,558	(33,502)	5.39%	531	0.10%
08/05/20	Ace InA Holdings Inc	00440EAS6	3.150	03/15/25	03/15/25	1,875,000	2,048,908	96.49	1,809,169	(239,739)	5.69%	532	0.74%

**Burbank-Glendale-Pasadena Airport Authority - Operating Account**  
**Statement of Investments**  
**As of 09/30/23**

Purchase Date	Type of Investment	CUSIP	Coupon	Maturity Date	Eff Mat. Date	Par Value	Purchase Cost	Market Price	Market Value	Unrealized Gain/Loss	YTM	Days to Eff. Mat.	% Mkt Value
05/12/20	Intel Corp	458140BP4	3.400	03/25/25	03/25/25	1,000,000	1,106,180	96.85	968,500	(137,680)	5.63%	542	0.40%
09/30/21	Treasury Note	912828ZF0	0.050	03/31/25	03/31/25	2,300,000	2,287,242	93.18	2,143,232	(144,010)	5.28%	548	0.88%
05/05/20	Florida Power & Light Company	341081FZ5	2.850	04/01/25	04/01/25	1,000,000	1,086,930	95.98	959,840	(127,090)	5.67%	549	0.39%
02/12/21	General Dynamics Corporation	369550BK3	3.250	04/01/25	04/01/25	250,000	274,895	96.59	241,480	(33,415)	5.64%	549	0.10%
09/28/20	Federal Home Loan Banks	3130AJHU6	0.500	04/14/25	04/14/25	7,000,000	7,032,434	93.06	6,514,270	(518,164)	5.24%	562	2.67%
05/04/22	Home Depot Inc	437076CM2	2.700	04/15/25	04/15/25	1,800,000	1,770,312	96.02	1,728,306	(42,006)	5.42%	563	0.71%
12/01/21	FNMA	3135G03U5	0.630	04/22/25	04/22/25	9,500,000	9,317,379	93.06	8,840,415	(476,964)	5.31%	570	3.63%
06/06/22	Caterpillar Financial Services	14913R2V8	3.400	05/13/25	05/13/25	1,800,000	1,801,335	96.70	1,740,636	(60,699)	5.55%	591	0.71%
05/11/21	General Dynamics Corporation	369550BG2	3.500	05/15/25	05/15/25	1,400,000	1,514,257	96.84	1,355,732	(158,525)	5.56%	593	0.56%
02/10/22	Qualcomm Incorporated	747525AF0	3.450	05/20/25	05/20/25	1,700,000	1,751,887	96.74	1,644,563	(107,324)	5.55%	598	0.67%
12/15/21	Pfizer Inc	717081EX7	0.800	05/28/25	05/28/25	2,000,000	1,956,882	92.64	1,852,880	(104,002)	5.49%	606	0.76%
06/15/22	Cisco Systems Inc	17275RAW2	3.500	06/15/25	06/15/25	1,400,000	1,388,338	96.88	1,356,334	(32,004)	5.43%	624	0.56%
08/05/20	Treasury Note	912828ZW3	0.250	06/30/25	06/30/25	10,000,000	9,874,566	91.89	9,189,100	(685,466)	5.15%	639	3.77%
09/30/22	Treasury Note	91282CEY3	3.000	07/15/25	07/15/25	5,000,000	4,843,262	96.36	4,817,750	(25,512)	5.15%	654	1.98%
11/19/20	Intel Corp	458140AS9	3.700	07/29/25	07/29/25	625,000	690,233	96.77	604,794	(85,439)	5.58%	668	0.25%
09/24/20	State Street Corporation	857477AT0	3.550	08/18/25	08/18/25	2,000,000	2,225,136	96.07	1,921,300	(303,836)	5.78%	688	0.79%
09/25/20	FNMA Benchmark Note	3135G05X7	0.375	08/25/25	08/25/25	3,500,000	3,493,350	91.43	3,200,155	(293,195)	5.15%	695	1.31%
06/14/22	Burlington Northern Santa Fe LLC	12189LAY7	3.650	09/01/25	09/01/25	1,375,000	1,360,702	96.82	1,331,220	(29,482)	5.41%	702	0.55%
09/08/22	John Deere Capital Corp	24422EWJ4	4.050	09/08/25	09/08/25	1,900,000	1,899,060	97.64	1,855,236	(43,824)	5.34%	709	0.76%
09/29/22	FFCB	3133ENP95	4.250	09/30/25	09/30/25	7,000,000	6,978,380	98.20	6,873,790	(104,590)	5.21%	731	2.82%
11/17/20	FNMA Benchmark Note	3135G06G3	0.500	11/07/25	11/07/25	12,000,000	11,848,980	90.98	10,917,120	(931,860)	5.07%	769	4.48%
06/30/21	Lockheed Martin Corporation	539830BH1	3.550	01/15/26	01/15/26	1,784,000	1,840,277	96.21	1,716,351	(123,926)	5.32%	838	0.70%
01/19/23	FHLB	3130AKQX7	0.700	01/28/26	01/28/26	1,750,000	1,582,610	90.11	1,576,978	(5,632)	5.26%	851	0.65%
12/23/22	Treasury Note	91282CBQ3	0.500	02/28/26	02/28/26	10,000,000	9,073,164	90.02	9,002,300	(70,864)	4.92%	882	3.69%
01/19/23	FHLB	3130ALHH0	0.960	03/05/26	03/05/26	3,900,000	3,541,043	90.39	3,525,210	(15,833)	5.22%	887	1.45%
08/30/21	Prudential Financial Inc	74432QCH6	1.500	03/10/26	03/10/26	1,975,000	1,990,956	90.55	1,788,303	(202,653)	5.69%	892	0.73%
02/17/23	FHLB	3130AUU36	4.130	03/13/26	03/13/26	7,250,000	7,189,318	97.92	7,098,910	(90,408)	5.04%	895	2.91%
05/17/23	Loews Corporation	540424AS7	3.750	04/01/26	04/01/26	1,500,000	1,470,312	95.81	1,437,120	(33,192)	5.57%	914	0.59%
11/29/21	Sierra Pacific Power	826418BM6	2.600	05/01/26	05/01/26	1,625,000	1,672,301	92.87	1,509,121	(163,180)	5.60%	944	0.62%
09/13/21	FHLB	3130A8XY4	1.880	09/11/26	09/11/26	1,000,000	1,051,761	91.67	916,740	(135,021)	4.94%	1077	0.38%
05/16/23	Public Service Electric And Gas	74456GBR6	2.250	09/15/26	09/15/26	1,225,000	1,140,325	91.78	1,124,244	(16,081)	5.29%	1081	0.46%
03/01/23	PepsiCo Inc	713448DN5	2.380	10/06/26	10/06/26	1,100,000	1,012,440	92.80	1,020,767	8,327	4.97%	1102	0.42%
02/09/23	Treasury Note	912828U24	2.000	11/15/26	11/15/26	10,000,000	9,353,945	91.98	9,197,700	(156,245)	4.79%	1142	3.77%
06/28/23	Duke Energy Carolinas	26442CAS3	2.950	12/01/26	12/01/26	1,000,000	944,819	93.47	934,730	(10,089)	5.21%	1158	0.38%

**Burbank-Glendale-Pasadena Airport Authority - Operating Account**  
**Statement of Investments**  
**As of 09/30/23**

Purchase Date	Type of Investment	CUSIP	Coupon	Maturity Date	Eff Mat. Date	Par Value	Purchase Cost	Market Price	Market Value	Unrealized Gain/Loss	YTM	Days to Eff. Mat.	% Mkt Value
01/13/22	FHLB	3130A9YY1	2.130	12/11/26	12/11/26	3,800,000	3,910,845	91.74	3,486,233	(424,612)	4.95%	1168	1.43%
01/31/23	Treasury Note	912828ZE3	0.630	03/31/27	03/31/27	10,000,000	8,842,265	86.88	8,687,499	(154,766)	4.74%	1278	3.56%
05/11/23	Chevron Corp	166764BX7	2.300	05/11/27	05/11/27	2,000,000	1,844,151	89.60	1,791,919	(52,232)	5.19%	1319	0.74%
03/15/23	Treasury Note	912828ZV5	0.500	06/30/27	06/30/27	10,000,000	8,761,015	85.66	8,566,399	(194,616)	4.71%	1369	3.52%
02/15/23	Unitedhealth Group Inc	91324PDE9	2.950	10/15/27	10/15/27	2,000,000	1,863,019	91.49	1,829,839	(33,180)	5.32%	1476	0.75%
	<b>Subtotal</b>					<b>\$ 247,918,550</b>	<b>\$ 245,109,175</b>		<b>\$ 234,227,664</b>	<b>\$ (10,881,511)</b>	<b>5.35%</b>	<b>609</b>	<b>96.12%</b>
	Local Agency Investment Fund (LAIF)					9,612,116	9,612,116	98.48285	9,466,285	(145,831)	3.53%	256	3.88%
	<b>Subtotal</b>					<b>\$ 257,530,666</b>	<b>\$ 254,721,291</b>		<b>\$ 243,693,949</b>	<b>\$ (11,027,342)</b>	<b>4.99%</b>	<b>595</b>	<b>100.00%</b>
	Operating Bank Balance						16,538,515						
	<b>TOTAL</b>						<b>\$ 271,259,806</b>						

**Burbank-Glendale-Pasadena Airport Authority - Operating Account**  
**Statement of Purchases - Maturities - Sales**  
As of 09/30/23

PURCHASES										
Purchase Date	Type of Investment	CUSIP	Coupon	Maturity Date	Par Value	Purchase Price	Purchase Cost	Prepaid Interest		
					\$					
					\$	-	\$	-		
MATURITIES										
Purchase Date	Type of Investment	CUSIP	Coupon	Maturity Date	Par Value	Purchase Price	Purchase Cost	Gain / (Loss)		
01/21/20	FNMA	3135G0U43	2.875	09/12/23	\$ 5,050,000.00	104.87333	\$ 5,296,103.00	\$ (246,103.00)		
07/31/19	Treasury Note	9128285D8	2.875	09/30/23	6,775,000.00	104.29328	7,065,870.00	(290,870.00)		
					\$	11,825,000.00	\$	12,361,973.00	\$	(536,973.00)
SALES / REDEMPTIONS / DELIVERS										
Purchase Date	Type of Investment	CUSIP	Coupon	Maturity Date	Sale Date	Par Value	Sale Price	Sale Amount	Purchase Cost	Gain / (Loss)
								\$		\$
					\$	-	\$	-	\$	-



**Burbank-Glendale-Pasadena Airport Authority - Operating Account**  
**Earnings Report**  
**09/01/23-09/30/23**

Type of Investment	Type	Coupon	Maturity Date	Previous Accrual	Realized Interest For Period	Interest Paid At Purc/Recv	Current Accrual	Interest Earned	Amrt/Accrt For Period	Adjusted Total Int. Earned
<b>FIXED INCOME</b>										
FNMA	NOTE	2.875	09/12/23	68,157.47	72,593.75	-	-	4,436.28	-	4,436.28
Treasury Note	NOTE	2.875	09/30/23	81,957.14	97,390.63	-	-	15,433.49	-	15,433.49
Treasury Note	NOTE	2.875	11/30/23	23,377.05	-	-	30,918.03	7,540.98	(6,296.95)	1,244.03
Citibank NA	NOTE	3.650	01/23/24	8,668.75	-	-	15,512.50	6,843.75	(1,508.54)	5,335.21
IBM Corp	NOTE	3.625	02/12/24	3,348.09	-	-	8,634.55	5,286.46	(3,947.44)	1,339.02
3M Co	NOTE	1.710	02/14/24	4,818.74	-	-	12,849.98	8,031.24	(142.98)	7,888.26
Treasury Note	NOTE	0.130	02/15/24	317.60	-	-	878.06	560.46	16,693.50	17,253.96
FHLB	NOTE	2.130	02/28/24	681.77	-	-	7,499.48	6,817.71	10,436.81	17,254.52
Metlife Inc	NOTE	3.600	04/10/24	24,675.00	-	-	29,925.00	5,250.00	(4,306.21)	943.79
Comcast Corporation	NOTE	3.700	04/15/24	25,160.00	-	-	30,710.00	5,550.00	(3,917.51)	1,632.49
Bank Of New York Mellon Corp	NOTE	3.400	05/15/24	20,022.22	-	-	25,688.89	5,666.67	(4,010.27)	1,656.40
Target Corporation	NOTE	3.500	07/01/24	10,208.33	-	-	15,312.50	5,104.17	(2,754.44)	2,349.73
Bristol-Myers Squibb Co	NOTE	2.900	07/26/24	5,356.94	-	-	9,948.61	4,591.67	(2,860.90)	1,730.77
Honeywell International Inc	NOTE	2.300	08/15/24	1,635.56	-	-	4,702.22	3,066.66	(920.81)	2,145.85
Treasury Note	NOTE	1.875	08/31/24	669.64	-	-	20,758.93	20,089.29	(14,707.69)	5,381.60
United Parcel Service	NOTE	2.200	09/01/24	-	-	-	2,880.17	2,880.17	(1,779.13)	1,101.04
FFCB	NOTE	5.380	09/09/24	166,923.61	174,687.50	-	21,350.69	29,114.58	(811.65)	28,302.93
PNC Funding Corp	NOTE	3.300	10/30/24	22,183.33	-	-	27,683.33	5,500.00	(3,534.55)	1,965.45
FHLB	NOTE	2.750	12/13/24	13,108.33	-	-	18,150.00	5,041.67	(2,349.15)	2,692.52
Treasury Note	NOTE	1.000	12/15/24	4,262.30	-	-	5,901.64	1,639.34	648.32	2,287.66
Wisconsin Electric Power Company	NOTE	2.050	12/15/24	6,275.28	-	-	8,752.36	2,477.08	(1,336.93)	1,140.15
FFCB	NOTE	1.130	01/06/25	2,646.88	-	-	4,090.63	1,443.75	96.70	1,540.45
Federal National Mortgage Assoc	NOTE	1.630	01/07/25	3,656.25	-	-	5,687.50	2,031.25	(750.00)	1,281.25
Apple Inc	NOTE	2.750	01/13/25	6,233.33	-	-	10,129.17	3,895.84	252.50	4,148.34
US Bank NA/Cincinnati	NOTE	2.050	01/21/25	4,555.56	-	-	7,972.22	3,416.66	(1,582.58)	1,834.08
Merck & Co Inc	NOTE	2.750	02/10/25	2,927.60	-	-	7,109.90	4,182.30	1,900.21	6,082.51
FHLMC Reference Note	NOTE	1.500	02/12/25	5,541.67	-	-	14,291.67	8,750.00	(2,042.08)	6,707.92
FFCB	NOTE	1.750	02/25/25	510.42	-	-	3,062.50	2,552.08	(107.65)	2,444.43
Exxon Mobil Corp	NOTE	2.709	03/06/25	24,032.97	24,719.63	-	3,433.28	4,119.94	(2,315.40)	1,804.54
FHLB	NOTE	2.380	03/14/25	2,754.34	2,968.75	-	280.38	494.79	(417.25)	77.54
Ace InA Holdings Inc	NOTE	3.150	03/15/25	27,234.38	29,531.25	-	2,625.00	4,921.87	(3,304.31)	1,617.56
Intel Corp	NOTE	3.400	03/25/25	14,733.33	17,000.00	-	566.67	2,833.34	(1,810.58)	1,022.76
Treasury Note	NOTE	0.050	03/31/25	4,838.80	5,750.00	-	31.42	942.62	299.71	1,242.33

**Burbank-Glendale-Pasadena Airport Authority - Operating Account**  
**Earnings Report**  
**09/01/23-09/30/23**

Type of Investment	Type	Coupon	Maturity Date	Previous Accrual	Realized Interest For Period	Interest Paid At Purc/Recv	Current Accrual	Interest Earned	Amrt/Accrt For Period	Adjusted Total Int. Earned
Florida Power & Light Company	NOTE	2.850	04/01/25	11,875.00	14,250.00	-	-	2,375.00	(1,471.36)	903.64
General Dynamics Corporation	NOTE	3.250	04/01/25	3,385.42	4,062.50	-	-	677.08	(502.51)	174.57
Federal Home Loan Banks	NOTE	0.500	04/14/25	13,319.44	-	-	16,236.11	2,916.67	(603.36)	2,313.31
Home Depot Inc	NOTE	2.700	04/15/25	18,360.00	-	-	22,410.00	4,050.00	874.48	4,924.48
FNMA	NOTE	0.630	04/22/25	21,276.04	-	-	26,223.96	4,947.92	5,075.00	10,022.92
Caterpillar Financial Services	NOTE	3.400	05/13/25	18,360.00	-	-	23,460.00	5,100.00	(22.84)	5,077.16
General Dynamics Corporation	NOTE	3.500	05/15/25	14,427.78	-	-	18,511.11	4,083.33	(2,327.83)	1,755.50
Qualcomm Incorporated	NOTE	3.450	05/20/25	16,454.58	-	-	21,342.08	4,887.50	(1,297.51)	3,589.99
Pfizer Inc	NOTE	0.800	05/28/25	4,133.33	-	-	5,466.67	1,333.34	1,121.44	2,454.78
Truist Financial Corp	NOTE	2.285	06/09/25	27,369.05	30,717.09	-	7,330.96	10,679.00	447.05	11,126.05
Cisco Systems Inc	NOTE	3.500	06/15/25	10,344.44	-	-	14,427.78	4,083.34	338.12	4,421.46
Treasury Note	NOTE	0.250	06/30/25	4,279.89	-	-	6,317.93	2,038.04	4,112.09	6,150.13
Treasury Note	NOTE	3.000	07/15/25	19,565.22	-	-	31,793.48	12,228.26	5,072.82	17,301.08
Intel Corp	NOTE	3.700	07/29/25	2,055.56	-	-	3,982.64	1,927.08	(1,231.79)	695.29
State Street Corporation	NOTE	3.550	08/18/25	2,563.89	-	-	8,480.56	5,916.67	(3,993.26)	1,923.41
FNMA Benchmark Note	NOTE	0.375	08/25/25	218.75	-	-	1,312.50	1,093.75	112.90	1,206.65
Burlington Northern Santa Fe LLC	NOTE	3.650	09/01/25	-	-	-	4,182.29	4,182.29	379.08	4,561.37
John Deere Capital Corp	NOTE	4.050	09/08/25	36,978.75	38,475.00	-	4,916.25	6,412.50	46.39	6,458.89
FFCB	NOTE	4.250	09/30/25	124,784.72	148,750.00	-	826.39	24,791.67	606.26	25,397.93
FNMA Benchmark Note	NOTE	0.500	11/07/25	19,000.00	-	-	24,000.00	5,000.00	3,189.17	8,189.17
Lockheed Martin Corporation	NOTE	3.550	01/15/26	8,092.42	-	-	13,370.09	5,277.67	(979.50)	4,298.17
FHLB	NOTE	0.700	01/28/26	1,122.92	-	-	2,143.75	1,020.83	4,615.53	5,636.36
Treasury Note	NOTE	0.500	02/28/26	137.36	-	-	4,258.24	4,120.88	26,869.80	30,990.68
FHLB	NOTE	0.960	03/05/26	18,304.00	18,720.00	-	2,704.00	3,120.00	9,572.19	12,692.19
Prudential Financial Inc	NOTE	1.500	03/10/26	14,071.88	14,812.50	-	1,728.13	2,468.75	(185.28)	2,283.47
FHLB	NOTE	4.130	03/13/26	168,638.02	178,606.77	-	14,953.13	24,921.88	1,651.97	26,573.85
Loews Corporation	NOTE	3.750	04/01/26	23,437.50	28,125.00	-	-	4,687.50	873.02	5,560.52
Sierra Pacific Power	NOTE	2.600	05/01/26	14,083.33	-	-	17,604.17	3,520.84	(841.90)	2,678.94
Bank of America Corp	NOTE	4.830	07/22/26	12,027.28	-	-	21,279.03	9,251.75	728.81	9,980.56
FHLB	NOTE	1.880	09/11/26	8,854.17	9,375.00	-	1,041.67	1,562.50	(864.12)	698.38
Public Service Electric And Gas	NOTE	2.250	09/15/26	12,709.38	13,781.25	-	1,225.00	2,296.87	2,122.83	4,419.70
Pepsico Inc	NOTE	2.380	10/06/26	10,522.57	-	-	12,699.65	2,177.08	2,031.55	4,208.63
Morgan Stanley	NOTE	6.140	10/16/26	52,940.25	-	-	64,704.75	11,764.50	(1,273.91)	10,490.59
Treasury Note	NOTE	2.000	11/15/26	59,239.13	-	-	75,543.48	16,304.35	14,683.84	30,988.19

**Burbank-Glendale-Pasadena Airport Authority - Operating Account**  
**Earnings Report**  
**09/01/23-09/30/23**

Type of Investment	Type	Coupon	Maturity Date	Previous Accrual	Realized Interest For Period	Interest Paid At Purc/Recv	Current Accrual	Interest Earned	Amrt/Accrt For Period	Adjusted Total Int. Earned
Duke Energy Carolinas	NOTE	2.950	12/01/26	7,375.00	-	-	9,833.33	2,458.33	1,344.76	3,803.09
FHLB	NOTE	2.130	12/11/26	17,944.44	-	-	24,673.61	6,729.17	(1,881.94)	4,847.23
JP Morgan Chase & CO	NOTE	1.040	02/04/27	2,047.50	-	-	4,322.50	2,275.00	6,078.65	8,353.65
Treasury Note	NOTE	0.630	03/31/27	26,297.81	31,250.00	-	170.77	5,122.96	23,655.22	28,778.18
Chevron Corp	NOTE	2.300	05/11/27	12,191.67	-	-	15,516.67	3,325.00	3,299.45	6,624.45
Treasury Note	NOTE	0.500	06/30/27	8,559.78	-	-	12,635.87	4,076.09	24,244.03	28,320.12
Unitedhealth Group Inc	NOTE	2.950	10/15/27	22,288.89	-	-	27,205.56	4,916.67	2,527.50	7,444.17
<b>Subtotal</b>				<b>\$1,461,109.84</b>	<b>\$ 955,566.62</b>	<b>\$ -</b>	<b>\$ 926,171.39</b>	<b>\$ 420,628.17</b>	<b>\$ 91,009.59</b>	<b>\$ 511,637.76</b>
<b>CASH EQUIVALENTS</b>										
Dreyfus Treasury				-	42,019.73	-	-	42,019.73	-	42,019.73
<b>Subtotal</b>				<b>\$ -</b>	<b>\$ 42,019.73</b>	<b>\$ -</b>	<b>\$ -</b>	<b>\$ 42,019.73</b>	<b>\$ -</b>	<b>\$ 42,019.73</b>
<b>LAIF</b>										
Local Agency Investment Fund				97,812.02	-	-	132,608.82	34,796.80	-	34,796.80
<b>TOTAL</b>				<b>\$1,558,921.86</b>	<b>\$ 997,586.35</b>	<b>\$ -</b>	<b>\$1,058,780.21</b>	<b>\$ 497,444.70</b>	<b>\$ 91,009.59</b>	<b>\$ 588,454.29</b>

**Burbank-Glendale-Pasadena Airport Authority - PFC Account**  
**Statement of Investments**  
**As of 09/30/23**

Purchase Date	Type of Investment	CUSIP	Coupon	Maturity Date	Eff Mat. Date	Par Value	Purchase Cost	Market Price	Market Value	Unrealized Gain/Loss	YTM	Days to Eff. Mat.	% Mkt Value
09/30/23	Dreyfus Trsy Sec CM Investor	09248U718	0.000	09/30/23	09/30/23	\$ 7,190,961	\$ 7,190,961	100.00	\$ 7,190,961	\$ -	5.46%	0	12.79%
12/23/22	Morgan Stanley	61747YEX9	6.140	10/16/26	10/18/23	525,000	538,418	100.05	525,273	(13,145)	6.44%	18	0.93%
02/24/22	3M Co	88579YBE0	1.710	02/14/24	11/14/23	375,000	375,705	99.98	374,940	(765)	6.12%	45	0.67%
02/19/20	Treasury Note	9128285P1	2.875	11/30/23	11/30/23	800,000	856,141	99.57	796,528	(59,613)	5.41%	61	1.42%
01/11/23	Bank of America Corp	06051GLA5	4.830	07/22/26	01/22/24	495,000	490,179	97.52	482,734	(7,445)	6.58%	114	0.86%
03/20/19	Citibank NA	17325FAS7	3.650	01/23/24	01/23/24	550,000	557,000	99.29	546,112	(10,888)	5.89%	115	0.97%
01/25/23	JP Morgan Chase & CO	46647PBW5	1.040	02/04/27	02/04/24	600,000	533,574	88.95	533,706	132	6.14%	127	0.95%
03/26/21	IBM Corp	459200HU8	3.625	02/12/24	02/12/24	410,000	441,862	99.20	406,716	(35,146)	5.81%	135	0.72%
04/30/21	Treasury Note	91282CBM2	0.125	02/15/24	02/15/24	1,750,000	1,737,221	98.06	1,716,085	(21,136)	5.36%	138	3.05%
04/26/21	Melville Inc	59156RBH0	3.600	04/10/24	04/10/24	425,000	460,084	98.80	419,909	(40,175)	5.92%	193	0.75%
09/25/20	Comcast Corporation	20030NCR0	3.700	04/15/24	04/15/24	425,000	465,452	98.87	420,210	(45,242)	5.83%	198	0.75%
03/16/21	Bank Of New York Mellon Corp	06406HCV9	3.400	05/15/24	05/15/24	475,000	510,244	98.45	467,642	(42,602)	5.94%	228	0.83%
03/03/22	Truist Financial Corp	89788MAF9	2.280	06/09/25	06/09/24	500,000	497,792	97.69	488,465	(9,327)	7.33%	253	0.87%
01/18/22	Target Corporation	87612EBD7	3.500	07/01/24	07/01/24	425,000	446,008	98.39	418,162	(27,846)	5.70%	275	0.74%
11/03/20	Bristol-Myers Squibb Co	110122CM8	2.900	07/26/24	07/26/24	450,000	480,768	97.74	439,826	(40,942)	5.74%	300	0.78%
10/31/19	Honeywell International Inc	438516BW5	2.300	08/15/24	08/15/24	390,000	399,138	97.12	378,752	(20,386)	5.71%	320	0.67%
06/30/21	Treasury Note	9128282U3	1.875	08/31/24	08/31/24	1,600,000	1,669,813	96.79	1,548,624	(121,189)	5.50%	336	2.75%
05/20/21	United Parcel Service	911312BT2	2.200	09/01/24	09/01/24	374,000	391,124	96.91	362,432	(28,692)	5.69%	337	0.64%
02/12/20	PNC Funding Corp	69353REF1	3.300	10/30/24	10/30/24	325,000	345,449	97.10	315,559	(29,890)	6.10%	396	0.56%
09/24/20	Wisconsin Electric Power Company	976656CL0	2.050	12/15/24	12/15/24	350,000	368,382	95.58	334,520	(33,862)	5.88%	442	0.59%
01/06/22	FFCB	3133ENKS8	1.130	01/06/25	01/06/25	460,000	458,965	94.82	436,190	(22,775)	5.40%	464	0.78%
12/10/21	Federal National Mortgage Assoc	3135G0X24	1.630	01/07/25	01/07/25	1,750,000	1,782,200	95.48	1,670,830	(111,370)	5.35%	465	2.97%
05/11/22	Apple Inc	037833DF4	2.750	01/13/25	01/13/25	425,000	422,980	96.69	410,933	(12,047)	5.44%	471	0.73%
02/17/22	US Bank NA/Cincinnati	90331HPL1	2.050	01/21/25	01/21/25	475,000	475,751	94.95	451,022	(24,729)	6.11%	479	0.80%
09/15/22	Merck & Co Inc	58933YAR6	2.750	02/10/25	02/10/25	434,000	421,031	96.57	419,118	(1,913)	5.39%	499	0.75%
01/06/22	FHLMC Reference Note	3137EAEP0	1.500	02/12/25	02/12/25	1,750,000	1,765,705	95.06	1,663,533	(102,172)	5.29%	501	2.96%
03/04/22	FFCB	3133ENPY0	1.750	02/25/25	02/25/25	1,250,000	1,252,738	95.08	1,188,475	(64,263)	5.43%	514	2.11%
12/22/20	Exxon Mobil Corp	30231GAF9	2.709	03/06/25	03/06/25	450,000	474,519	96.28	433,269	(41,250)	5.43%	523	0.77%
11/03/20	Ace InA Holdings Inc	00440EAS6	3.150	03/15/25	03/15/25	435,000	474,791	96.49	419,727	(55,064)	5.69%	532	0.75%
09/30/21	Treasury Note	912828ZF0	0.050	03/31/25	03/31/25	1,600,000	1,591,125	93.18	1,490,944	(100,181)	5.28%	548	2.65%
02/12/21	General Dynamics Corporation	369550BK3	3.250	04/01/25	04/01/25	50,000	54,979	96.59	48,296	(6,683)	5.64%	549	0.09%
09/28/20	Federal Home Loan Banks	3130AJHU6	0.500	04/14/25	04/14/25	1,450,000	1,453,984	93.06	1,349,385	(104,599)	5.24%	562	2.40%
05/04/22	Home Depot Inc	437076CM2	2.700	04/15/25	04/15/25	425,000	418,714	96.02	408,072	(10,642)	5.42%	563	0.73%
12/01/21	FNMA	3135G03U5	0.630	04/22/25	04/22/25	1,225,000	1,190,032	93.06	1,139,948	(50,084)	5.31%	570	2.03%

**Burbank-Glendale-Pasadena Airport Authority - PFC Account**  
**Statement of Investments**  
**As of 09/30/23**

Purchase Date	Type of Investment	CUSIP	Coupon	Maturity Date	Eff Mat. Date	Par Value	Purchase Cost	Market Price	Market Value	Unrealized Gain/Loss	YTM	Days to Eff. Mat.	% Mkt Value
06/06/22	Caterpillar Financial Services	14913R2V8	3.400	05/13/25	05/13/25	425,000	426,632	96.70	410,984	(15,648)	5.55%	591	0.73%
05/11/21	General Dynamics Corporation	369550BG2	3.500	05/15/25	05/15/25	350,000	380,073	96.84	338,933	(41,140)	5.56%	593	0.60%
02/10/22	Qualcomm Incorporated	747525AF0	3.450	05/20/25	05/20/25	400,000	412,594	96.74	386,956	(25,638)	5.55%	598	0.69%
12/15/21	Pfizer Inc	717081EX7	0.800	05/28/25	05/28/25	475,000	466,704	92.64	440,059	(26,645)	5.49%	606	0.78%
06/15/22	Cisco Systems Inc	17275RAW2	3.500	06/15/25	06/15/25	400,000	397,604	96.88	387,524	(10,080)	5.43%	624	0.69%
09/01/22	Treasury Note	91282CEU1	2.875	06/15/25	06/15/25	1,600,000	1,571,813	96.26	1,540,128	(31,685)	5.19%	624	2.74%
11/17/20	Treasury Note	912828ZW3	0.250	06/30/25	06/30/25	1,750,000	1,710,434	91.89	1,608,093	(102,341)	5.15%	639	2.86%
09/30/22	Treasury Note	91282CEY3	3.000	07/15/25	07/15/25	1,200,000	1,162,125	96.36	1,156,260	(5,865)	5.15%	654	2.06%
09/25/20	Intel Corp	458140AS9	3.700	07/29/25	07/29/25	400,000	447,035	96.77	387,068	(59,967)	5.58%	668	0.69%
09/24/20	State Street Corporation	857477AT0	3.550	08/18/25	08/18/25	475,000	531,317	96.07	456,309	(75,008)	5.78%	688	0.81%
06/14/22	Burlington Northern Santa Fe LLC	12189LAY7	3.650	09/01/25	09/01/25	325,000	322,095	96.82	314,652	(7,443)	5.41%	702	0.56%
09/08/22	John Deere Capital Corp	24422EWJ4	4.050	09/08/25	09/08/25	425,000	425,519	97.64	414,987	(10,532)	5.34%	709	0.74%
10/11/22	FFCB	3133ENP95	4.250	09/30/25	09/30/25	1,000,000	995,940	98.20	981,970	(13,970)	5.21%	731	1.75%
11/17/20	FNMA Benchmark Note	3135G06G3	0.500	11/07/25	11/07/25	3,155,000	3,140,117	90.98	2,870,293	(269,824)	5.07%	769	5.10%
06/30/21	Lockheed Martin Corporation	539830BH1	3.550	01/15/26	01/15/26	415,000	432,814	96.21	399,263	(33,551)	5.32%	838	0.71%
01/19/23	FHLB	3130AKQX7	0.700	01/28/26	01/28/26	1,050,000	949,566	90.11	946,187	(3,379)	5.26%	851	1.68%
12/06/22	Treasury Note	91282CBQ3	0.500	02/28/26	02/28/26	1,400,000	1,269,855	90.02	1,260,322	(9,533)	4.92%	882	2.24%
06/20/23	FFCB	3133EPCF0	4.500	03/02/26	03/02/26	2,000,000	2,003,788	98.64	1,972,820	(30,968)	5.10%	884	3.51%
01/19/23	FHLB	3130ALHH0	0.960	03/05/26	03/05/26	900,000	817,164	90.39	813,510	(3,654)	5.22%	887	1.45%
08/30/21	Prudential Financial Inc	74432QCH6	1.500	03/10/26	03/10/26	450,000	455,338	90.55	407,462	(47,876)	5.69%	892	0.72%
02/17/23	FHLB	3130AUU36	4.130	03/13/26	03/13/26	1,250,000	1,239,538	97.92	1,223,950	(15,588)	5.04%	895	2.18%
05/17/23	Loews Corporation	540424AS7	3.750	04/01/26	04/01/26	300,000	294,711	95.81	287,424	(7,287)	5.57%	914	0.51%
11/29/21	Sierra Pacific Power	826418BM6	2.600	05/01/26	05/01/26	375,000	389,284	92.87	348,259	(41,025)	5.60%	944	0.62%
09/13/21	FHLB	3130A8XY4	1.880	09/11/26	09/11/26	300,000	315,528	91.67	275,022	(40,506)	4.94%	1077	0.49%
05/16/23	Public Service Electric And Gas	74456QBR6	2.250	09/15/26	09/15/26	300,000	279,263	91.78	275,325	(3,938)	5.29%	1081	0.49%
03/01/23	Pepsico Inc	713448DN5	2.380	10/06/26	10/06/26	450,000	414,179	92.80	417,587	3,408	4.97%	1102	0.74%
05/09/23	Treasury Note	912828U24	2.000	11/15/26	11/15/26	2,100,000	1,986,468	91.98	1,931,517	(54,951)	4.79%	1142	3.43%
01/13/22	FHLB	3130A9YY1	2.130	12/11/26	12/11/26	700,000	720,418	91.74	642,200	(78,218)	4.95%	1168	1.14%
01/31/23	Treasury Note	912828ZE3	0.630	03/01/27	03/01/27	2,250,000	1,984,481	86.88	1,954,687	(29,794)	4.74%	1248	3.48%
05/11/23	Chevron Corp	166764BX7	2.000	05/11/27	05/11/27	475,000	442,085	89.60	425,580	(16,505)	5.19%	1319	0.76%
03/15/23	Treasury Note	912828ZV5	0.500	06/30/27	06/30/27	1,000,000	875,741	85.66	856,639	(19,102)	4.71%	1369	1.52%
02/15/23	Unitedhealth Group Inc	91324PDE9	2.950	10/15/27	10/15/27	450,000	416,654	91.49	411,713	(4,941)	5.32%	1476	0.73%
	<b>Subtotal</b>					<b>\$ 59,158,961</b>	<b>\$ 58,669,706</b>		<b>\$ 56,240,581</b>	<b>\$ (2,429,125)</b>	<b>5.36%</b>	<b>564</b>	<b>100.00%</b>

**Burbank-Glendale-Pasadena Airport Authority - PFC Account**  
**Statement of Investments**  
**As of 09/30/23**

Purchase Date	Type of Investment	CUSIP	Coupon	Maturity Date	Eff Mat. Date	Par Value	Purchase Cost	Market Price	Market Value	Unrealized Gain/Loss	YTM	Days to Eff. Mat.	% Mkt Value
PFC Bank Balance													
TOTAL													
							12,169,223						
							\$ 70,838,929						



**Burbank-Glendale-Pasadena Airport Authority - PFC Account**  
**Earnings Report**  
**09/01/23-09/30/23**

Type of Investment	Type	Coupon	Maturity Date	Previous Accrual	Realized Interest For Period	Interest Paid At Purc/Recv	Current Accrual	Interest Earned	Amrt/Accrt For Period	Adjusted Total Int. Earned
<b>FIXED INCOME</b>										
FNMA	NOTE	2.875	09/12/23	18,895.14	20,125.00	-	-	1,229.86	-	1,229.86
Treasury Note	NOTE	2.875	09/30/23	22,681.86	26,953.13	-	-	4,271.27	-	4,271.27
Treasury Note	NOTE	2.875	11/30/23	5,844.26	-	-	7,729.51	1,885.25	(1,235.80)	649.45
Citibank NA	NOTE	3.650	01/23/24	2,119.03	-	-	3,791.94	1,672.91	(104.45)	1,568.46
IBM Corp	NOTE	3.625	02/12/24	784.41	-	-	2,022.95	1,238.54	(980.71)	257.83
Treasury Note	NOTE	0.125	02/15/24	101.05	-	-	279.38	178.33	436.08	614.41
3M Co	NOTE	1.710	02/14/24	1,112.02	-	-	2,965.38	1,853.36	(33.00)	1,820.36
Metlife Inc	NOTE	3.600	04/10/24	5,992.50	-	-	7,267.50	1,275.00	(1,031.18)	243.82
Comcast Corporation	NOTE	3.700	04/15/24	5,940.56	-	-	7,250.97	1,310.41	(1,025.64)	284.77
Bank Of New York Mellon Corp	NOTE	3.400	05/15/24	4,755.28	-	-	6,101.11	1,345.83	(988.67)	357.16
Target Corporation	NOTE	3.500	07/01/24	2,479.17	-	-	3,718.75	1,239.58	(719.16)	520.42
Bristol-Myers Squibb Co	NOTE	2.900	07/26/24	1,268.75	-	-	2,356.25	1,087.50	(734.97)	352.53
Honeywell International Inc	NOTE	2.300	08/15/24	398.67	-	-	1,146.17	747.50	(194.99)	552.51
Treasury Note	NOTE	1.875	08/31/24	82.42	-	-	2,554.95	2,472.53	(1,810.18)	662.35
United Parcel Service	NOTE	2.200	09/01/24	-	-	-	685.67	685.67	(478.18)	207.49
PNC Funding Corp	NOTE	3.300	10/30/24	3,604.79	-	-	4,498.54	893.75	(359.06)	534.69
Wisconsin Electric Power Company	NOTE	2.050	12/15/24	1,514.72	-	-	2,112.64	597.92	(377.41)	220.51
FFCB	NOTE	1.130	01/06/25	790.63	-	-	1,221.88	431.25	28.88	460.13
Federal National Mortgage Assoc	NOTE	1.630	01/07/25	4,265.63	-	-	6,635.42	2,369.79	(875.00)	1,494.79
Apple Inc	NOTE	2.750	01/13/25	1,558.33	-	-	2,532.29	973.96	63.13	1,037.09
US Bank NA/Cincinnati	NOTE	2.050	01/21/25	1,081.94	-	-	1,893.40	811.46	(21.46)	790.00
Merck & Co Inc	NOTE	2.750	02/10/25	696.21	-	-	1,690.79	994.58	451.89	1,446.47
FHLMC Reference Note	NOTE	1.500	02/12/25	1,385.42	-	-	3,572.92	2,187.50	(423.98)	1,763.52
FFCB	NOTE	1.750	02/25/25	364.58	-	-	2,187.50	1,822.92	(76.90)	1,746.02
Exxon Mobil Corp	NOTE	2.709	03/06/25	5,925.94	6,095.26	-	846.56	1,015.88	(476.78)	539.10
Ace InA Holdings Inc	NOTE	3.150	03/15/25	6,318.38	6,851.25	-	609.00	1,141.87	(796.61)	345.26
Treasury Note	NOTE	0.050	03/31/25	3,366.12	4,000.00	-	21.86	655.74	208.50	864.24
General Dynamics Corporation	NOTE	3.250	04/01/25	677.08	812.50	-	-	135.42	(100.50)	34.92
Federal Home Loan Banks	NOTE	0.500	04/14/25	2,759.03	-	-	3,363.19	604.16	(74.30)	529.86
Home Depot Inc	NOTE	2.700	04/15/25	4,335.00	-	-	5,291.25	956.25	178.07	1,134.32
FNMA	NOTE	0.630	04/22/25	2,743.49	-	-	3,381.51	638.02	1,029.98	1,668.00
Caterpillar Financial Services	NOTE	3.400	05/13/25	4,335.00	-	-	5,539.17	1,204.17	(46.43)	1,157.74
General Dynamics Corporation	NOTE	3.500	05/15/25	3,606.94	-	-	4,627.78	1,020.84	(635.58)	385.26



**Burbank-Glendale-Pasadena Airport Authority - PFC Account**  
**Earnings Report**  
**09/01/23-09/30/23**

Type of Investment	Type	Coupon	Maturity Date	Previous Accrual	Realized		Interest Paid At Purc/Recv	Current Accrual	Interest Earned	Amrt/Accrt For Period	Adjusted Total Int. Earned
					Interest For Period	Interest For Period					
Qualcomm Incorporated	NOTE	3.450	05/20/25	3,871.67	-	-	-	5,021.67	1,150.00	(318,41)	831.59
Pfizer Inc	NOTE	0.800	05/28/25	981.67	-	-	-	1,298.33	316.66	204.10	520.76
Truist Financial Corp	NOTE	2.280	06/09/25	6,516.44	7,313.59	-	-	1,745.47	2,542.62	92.54	2,635.16
Cisco Systems Inc	NOTE	3.500	06/15/25	2,955.56	-	-	-	4,122.22	1,166.66	66.68	1,233.34
Treasury Note	NOTE	2.875	06/15/25	9,803.28	-	-	-	13,573.77	3,770.49	831.49	4,601.98
Treasury Note	NOTE	0.250	06/30/25	748.98	-	-	-	1,105.64	356.66	903.55	1,260.21
Treasury Note	NOTE	3.000	07/15/25	4,695.65	-	-	-	7,630.43	2,934.78	1,118.36	4,053.14
Intel Corp	NOTE	3.700	07/29/25	1,315.56	-	-	-	2,548.89	1,233.33	(837.37)	395.96
State Street Corporation	NOTE	3.550	08/18/25	608.92	-	-	-	2,014.13	1,405.21	(1,012.80)	392.41
Burlington Northern Santa Fe LLC	NOTE	3.650	09/01/25	-	-	-	-	988.54	988.54	75.47	1,064.01
John Deere Capital Corp	NOTE	4.050	09/08/25	8,271.56	8,606.25	-	-	1,099.69	1,434.38	(14.46)	1,419.92
FFCB	NOTE	4.250	09/30/25	17,826.39	21,250.00	-	-	118.06	3,541.67	114.04	3,655.71
FNMA Benchmark Note	NOTE	0.500	11/07/25	4,995.42	-	-	-	6,310.00	1,314.58	311.02	1,625.60
Lockheed Martin Corporation	NOTE	3.550	01/15/26	1,882.49	-	-	-	3,110.19	1,227.70	(343.47)	884.23
FHLB	NOTE	0.700	01/28/26	673.75	-	-	-	1,286.25	612.50	2,769.32	3,381.82
Treasury Note	NOTE	0.500	02/28/26	19.23	-	-	-	596.15	576.92	3,611.00	4,187.92
FFCB	NOTE	4.500	03/02/26	44,750.00	45,000.00	-	-	7,250.00	7,500.00	(117.03)	7,382.97
FHLB	NOTE	0.960	03/05/26	4,224.00	4,320.00	-	-	624.00	720.00	2,208.97	2,928.97
Prudential Financial Inc	NOTE	1.500	03/10/26	3,206.25	3,375.00	-	-	393.75	562.50	(98.18)	464.32
FHLB	NOTE	4.130	03/13/26	29,075.52	30,794.27	-	-	2,578.13	4,296.88	284.82	4,581.70
Loews Corporation	NOTE	3.750	04/01/26	4,687.50	5,625.00	-	-	-	937.50	153.75	1,091.25
Sierra Pacific Power	NOTE	2.600	05/01/26	3,250.00	-	-	-	4,062.50	812.50	(264.67)	547.83
Bank of America Corp	NOTE	4.830	07/22/26	2,588.48	-	-	-	4,579.62	1,991.14	117.99	2,109.13
FHLB	NOTE	1.880	09/11/26	2,656.25	2,812.50	-	-	312.50	468.75	(259.24)	209.51
Public Service Electric And Gas	NOTE	2.250	09/15/26	3,112.50	3,375.00	-	-	300.00	562.50	519.84	1,082.34
Pepsico Inc	NOTE	2.380	10/06/26	4,304.69	-	-	-	5,195.31	890.62	831.09	1,721.71
Morgan Stanley	NOTE	6.140	10/16/26	12,084.19	-	-	-	14,769.56	2,685.37	(312.24)	2,373.13
Treasury Note	NOTE	2.875	11/30/23	12,440.22	-	-	-	15,864.13	3,423.91	2,650.54	6,074.45
FHLB	NOTE	2.130	12/11/26	3,305.56	-	-	-	4,545.14	1,239.58	(346.67)	892.91
JP Morgan Chase & CO	NOTE	1.040	02/04/27	468.00	-	-	-	988.00	520.00	1,377.18	1,897.18
Treasury Note	NOTE	0.630	03/01/27	5,917.01	7,031.25	-	-	38.42	1,152.66	5,243.93	6,396.59
Chevron Corp	NOTE	2.000	05/11/27	2,895.52	-	-	-	3,685.21	789.69	688.84	1,478.53
Treasury Note	NOTE	0.500	06/30/27	855.98	-	-	-	1,263.59	407.61	2,378.90	2,786.51
Unitedhealth Group Inc	NOTE	2.950	10/15/27	5,015.00	-	-	-	6,121.25	1,106.25	596.16	1,702.41

Burbank-Glendale-Pasadena Airport Authority - PFC Account  
Earnings Report  
09/01/23-09/30/23

Type of Investment	Type	Coupon	Maturity Date	Previous Accrual	Realized Interest For Period	Interest Paid At Purc/Recv	Current Accrual	Interest Earned	Amrt/Accrt For Period	Adjusted Total Int. Earned
	Subtotal			\$ 331,787.59	\$ 204,340.00	\$ -	\$ 223,036.77	\$ 95,589.18	\$ 12,020.63	\$ 107,609.81
<b>CASH EQUIVALENTS</b>										
Dreyfus Trsy Sec CM Investor				-	15,258.33	-	-	15,258.33	-	15,258.33
	Subtotal			\$ -	\$ 15,258.33	\$ -	\$ -	\$ 15,258.33	\$ -	\$ 15,258.33
	<b>TOTAL</b>			\$ 331,787.59	\$ 219,598.33	\$ -	\$ 223,036.77	\$ 110,847.51	\$ 12,020.63	\$ 122,868.14

**BURBANK-GLENDALE-PASADENA AIRPORT AUTHORITY**  
**SCHEDULE OF CASH RECEIPTS AND DISBURSEMENTS**  
**MONTH AND THREE MONTHS ENDED SEPTEMBER 30, 2023 & 2022**

	September 2023									
	Monthly Performance					Fiscal YTD Performance (July 2023 - September 2023)				
	A	B	C	D	E	F	G	H	I	J
Actual \$ Sep 2023	Budget Sep 2023	Actual \$ Prior Year Sep 2022	Note	Variance Actual Vs. Budget	Fiscal YTD	Fiscal YTD Budget	Actual \$ Prior Year Fiscal YTD	Note	Variance Actual Vs. Budget	
<b>OPERATING ACTIVITY</b>										
<b>CASH RECEIPTS FROM OPERATIONS</b>										
1	\$410,150	\$436,500	\$491,628	(2)	(\$26,350)	\$1,256,754	\$1,309,500	\$1,399,513	(2)	(\$52,746)
2	2,394,707	2,451,841	2,690,462	(3)	(57,134)	7,577,989	7,355,523	7,756,936	(3)	222,466
3	1,255,504	1,395,326	1,555,882	(4)	(139,822)	4,417,273	4,185,978	4,472,107	(4)	231,295
4	1,117,552	1,367,389	1,372,962	(5)	(249,837)	4,010,534	4,102,168	4,091,831	(5)	(91,634)
5	325,095	314,000	307,829	(6)	11,095	947,115	942,000	891,066	(6)	5,115
6	103,997	92,250	291,758	(7)	11,747	279,091	276,750	468,564	(7)	2,341
7	460,613	454,167	514,184	(8)	6,446	1,563,468	1,362,501	1,552,727	(8)	200,967
8	\$6,067,618	\$6,511,473	\$7,224,705	(1)	(\$443,855)	\$20,052,224	\$19,534,420	\$20,632,744	(1)	\$517,804
<b>CASH DISBURSEMENTS FROM OPERATIONS</b>										
9	(\$128,302)	(\$128,763)	(\$107,471)	(10)	\$461	(\$285,763)	(\$386,289)	(\$259,648)	(10)	\$100,526
10	(565,014)	(414,616)	(395,834)	(11)	(150,398)	(1,223,110)	(1,243,848)	(1,130,601)	(11)	20,738
11	(3,214,101)	(3,079,027)	(2,756,161)	(12)	(135,074)	(6,895,021)	(7,464,747)	(8,118,451)	(12)	569,726
12	(333,228)	(529,200)	(373,500)	(13)	195,972	(2,965,385)	(3,417,600)	(2,481,987)	(13)	452,215
13	(606,880)	(656,175)	(576,449)	(14)	49,295	(1,603,201)	(1,968,525)	(1,868,039)	(14)	365,324
14	(227,142)	(116,428)	(180,451)	(15)	(110,714)	(392,784)	(349,284)	(245,675)	(15)	(43,500)
15	(380,625)	(380,625)	(380,375)	0	0	(1,141,875)	(1,141,875)	(1,141,125)	(16)	7,768
16	0	0	0	(16)	0	(786,322)	(794,090)	(788,813)	(16)	7,768
17	(\$5,455,292)	(\$5,304,834)	(\$4,770,241)	(9)	(\$150,458)	(\$15,293,461)	(\$16,766,258)	(\$16,034,339)	(9)	\$1,472,797
18	<b>\$612,326</b>	<b>\$1,206,639</b>	<b>\$2,454,464</b>		<b>(\$594,313)</b>	<b>\$4,758,763</b>	<b>\$2,768,162</b>	<b>\$4,598,405</b>		<b>\$1,990,601</b>
<b>FACILITY IMPROVEMENT TRANSACTIONS</b>										
<b>CASH DISBURSEMENTS</b>										
19	\$0	\$0	\$0	(17)	\$0	\$0	\$0	\$0	(17)	\$0
20	(251,419)	(625,983)	(376,222)	(18)	374,564	(2,482,558)	(962,649)	(1,119,201)	(18)	(1,519,909)
21	(\$251,419)	(\$625,983)	(\$376,222)		\$374,564	(\$2,482,558)	(\$962,649)	(\$1,119,201)		(\$1,519,909)
<b>CASH RECEIPTS FROM FUNDING SOURCES</b>										
22	\$0	\$0	\$0	(17)	\$0	\$0	\$0	\$0	(17)	\$0
23	0	0	113,340	(19)	\$0	0	0	113,340	(19)	0
24	535,041	0	825,190	(20)	\$535,041	535,041	0	2,032,061	(20)	535,041
25	0	150,000	0	(20)	(\$150,000)	0	250,000	0	(20)	(250,000)
26	\$535,041	\$150,000	\$938,530		\$385,041	\$535,041	\$250,000	\$2,145,401		\$285,041
27	<b>\$283,622</b>	<b>(\$475,983)</b>	<b>\$562,308</b>		<b>\$759,605</b>	<b>(\$1,947,517)</b>	<b>(\$712,649)</b>	<b>\$1,026,200</b>		<b>(\$1,234,868)</b>
<b>FEDERAL RELIEF GRANT FUNDS</b>										
28	\$0	\$0	\$1,095,114	(21)	\$0	\$733,646	\$0	\$1,095,114	(21)	\$733,646
29	<b>\$895,948</b>	<b>\$730,656</b>	<b>\$4,111,886</b>		<b>\$165,292</b>	<b>\$3,544,892</b>	<b>\$2,055,513</b>	<b>\$6,719,719</b>		<b>\$1,489,379</b>
<b>NET INCREASE (DECREASE) IN CASH FROM OPERATIONS</b>										

**BURBANK-GLENDALE-PASADENA AIRPORT AUTHORITY**  
**SCHEDULE OF CASH RECEIPTS AND DISBURSEMENTS**  
**MONTH AND THREE MONTHS ENDED SEPTEMBER 30, 2023 & 2022**

		September 2023				Fiscal YTD Performance (July 2023 - September 2023)			
		Monthly Performance				Fiscal YTD Performance			
A	B	C	D	E	F	G	H	I	J
Actual \$ Sep 2023	Budget Sep 2023	Actual \$ Prior Year Sep 2022	Note	Variance Actual Vs. Budget	Fiscal YTD	Fiscal YTD Budget	Actual \$ Prior Year Fiscal YTD	Note	Variance Actual Vs. Budget
29	\$895,948	\$730,656	\$4,111,886	\$165,292	\$3,544,892	\$2,055,513	\$6,719,719		\$1,489,379
<b>NET INCREASE (DECREASE) IN CASH FROM OPERATIONS</b>									
<b>REPLACEMENT PASSENGER TERMINAL PROJECT</b>									
<i>CASH DISBURSEMENTS</i>									
30	(\$7,169,351)	(\$5,209,829)	(\$119,285) (22)	(\$1,959,522)	(\$18,233,666)	(\$12,730,047)	(\$1,105,673) (22)		(\$5,503,619)
<b>NET INCREASE (DECREASE) IN CASH - TOTAL</b>									
31	(\$6,273,403)	(\$4,479,173)	\$3,992,601	(\$1,794,230)	(\$14,688,774)	(\$10,674,534)	\$5,614,046		(\$4,014,240)

Note 1 - Due to timing of invoices and payments thereof, the cash to budget analysis may not fully reflect current status of the project. Reimbursement pending for eligible expenditures from awarded BIL grants and FAA approved use of PFC fees (design costs).

# **BURBANK-GLENDALE-PASADENA AIRPORT AUTHORITY**

## **NOTES TO SCHEDULE OF CASH RECEIPTS AND DISBURSEMENTS MONTH AND THREE MONTHS ENDED SEPTEMBER 30, 2023 & 2022**

### **General Comments**

The Schedule of Cash Receipts and Disbursements ("Schedule") represents the cash basis activity for the month and fiscal year-to-date ("FYTD") compared to the allocation of the annual adopted budget.

The Schedule consists of two sections: Operating Activity and Facility Improvement Transactions. Receipts are shown as positive amounts and disbursements as negative amounts. Favorable budget variances are shown as positive amounts and unfavorable variances as negative amounts. Because this Schedule is on a cash basis, cash timing differences may contribute to budget variances.

The Operating Activity receipts include charges for services (parking, landing fees and concessions), tenant rents, fuel flowage fees, other revenues and investment receipts. The Operating Activity disbursements include costs of services, materials, contracts, personnel and debt service.

Facility Improvement Transactions represent the activity for the Authority's capital program, which consists of Other Facility Improvement Program Projects and the Noise Mitigation Program.

FY 2024 Replacement Passenger Terminal ("RPT") Project expenditures are programmed to be initially funded through the Bipartisan Infrastructure Law grants and commercial paper program ("CP") pending issuance of the construction financing scheduled for late spring of 2024. In addition, design costs are programmed to be funded through FAA-approved use of Passenger Facility Charge ("PFC") fees.

The FY 2024 Non-RPT Capital Program expenditures are primarily funded through the following sources:

- FAA-approved PFC program receipts/reserves;
- Grants; and
- Operating Revenues

The notes below provide additional information regarding the performance results detailed in the "Schedule of Cash Receipts and Disbursements."

A Supplemental Schedule of Cash Receipts and Disbursements reflecting the activities related to the 2012 Bond debt service for the Regional Intermodal Transportation Center / Consolidated Rental Car Facility is also presented.

FY 2024 projected operational activity has been based essentially flat to FY 2023 levels. The Authority's Adopted FY 2024 budget is based on the following quarterly activity assumptions to reflect seasonal fluctuations:

- Q1 (July - September): 1,620,000 (represents 27% of total)
- Q2 (October - December): 1,560,000 (represents 26% of total)
- Q3 (January - March): 1,200,000 (represents 20% of total)
- Q4 (April - June): 1,620,000 (represents 27% of total)

Passengers decreased by 3.89% FYTD September when compared to the same period in FY 2023, and unfavorable to the budget assumption by 3.73%. However, overall financial performance FYTD September remains positive to the budget.

(Continued)

# **BURBANK-GLENDALE-PASADENA AIRPORT AUTHORITY**

## **NOTES TO SCHEDULE OF CASH RECEIPTS AND DISBURSEMENTS MONTH AND THREE MONTHS ENDED SEPTEMBER 30, 2023 & 2022**

**NOTE (1) – Cash Receipts from Operations**

Cash receipts from operations exceed the budget in FYTD September. On an accrual basis, operating revenues exceed the budget in FYTD September by \$918,241. See notes 2 through 8 for additional information regarding operating receipts.

**NOTE (2) – Landing/Fuel Fees**

Landing Fees are based on landed weight of the aircraft. Fuel fees are charged at a rate of \$0.05 a gallon to non-signatory air carriers for fuel loaded at BUR. On an accrual basis, Landing Fees combined with Fuel Flowage Fees are under budget by \$12,452 FYTD September.

**NOTE (3) – Parking Fees**

Parking fee revenues performed slightly above the budget forecast. Accrual basis Parking Fees exceed the budget by \$84,169 FYTD September.

**NOTE (4) – Rental/Concession Receipts - Terminal Building**

Terminal Building rental/concession receipts exceed the budget FYTD September partially due to the timing of receipts. Accrual basis Terminal Building rents/concessions exceed the budget by \$107,355 FYTD September.

**NOTE (5) – Rental Receipts - Other Buildings**

Other Buildings rental receipts exceed the budget FYTD September partially due to the timing of receipts. Accrual basis Other Building rents are \$105,331 above budget expectations FYTD September due to CPI adjustments.

**NOTE (6) – Ground Transportation**

This category consists of off-airport access fees and TNC activity. Accrual basis Ground Transportation receipts exceed the budget by \$61,956 FYTD September.

**NOTE (7) – Other Receipts**

FYTD September Other Receipts consist primarily of ground handling and airfield access fees. Accrual basis Other Receipts are \$57,052 ahead of budget FYTD September.

**NOTE (8) – Investment Receipts - Treasurer**

This line item represents cash received from the investment of funds. These receipts fluctuate in response to interest rate and portfolio balance changes, the timing of coupon payments and individual investment maturities. Accrual basis investment income exceeds the budget by \$514,830 FYTD September.

**NOTE (9) – Cash Disbursements from Operations**

Overall operating disbursements on a cash basis and accrual basis are favorably under the budget FYTD September. See additional information on operating disbursement in notes 10 through 16.

**NOTE (10) – Administrative Supplies & Costs**

This line item includes office supplies, printing, postage and delivery, office equipment service and lease, recruiting, membership, uniform, Commission meeting, conference and training costs.

(Continued)

# BURBANK-GLENDALE-PASADENA AIRPORT AUTHORITY

## NOTES TO SCHEDULE OF CASH RECEIPTS AND DISBURSEMENTS MONTH AND THREE MONTHS ENDED SEPTEMBER 30, 2023 & 2022

**NOTE (11) – Operating Supplies & Maintenance**

This line item includes utilities, fuel, general repairs and maintenance, landscaping, supplies and telephone costs.

**NOTE (12) – Contractual Operating Costs**

This line item includes various contractual operating costs such as ARFF services, janitorial services, systems and vehicle repair, parking operations and the TBI Airport Management contract costs.

**NOTE (13) – Contractual Professional Services**

This line item includes various professional services such as legal, auditing, noise, financial and insurance.

**NOTE (14) – Wages and Benefits**

Wages and Benefits consist of payroll and fringe benefit costs for the Airport Police officers, and include the impact of the terms of the Memorandum of Understanding effective February 2023. Wages and Benefits include overtime for film location services which are recovered through the related film revenue.

**NOTE (15) – Other Operating Costs**

This line item primarily includes public relations/advertising, air service retention, and license/permit fees.

**NOTE (16) – Parking Tax**

The 12% City of Burbank parking tax is paid quarterly for the prior three-month period. July remittance, in the amount of \$786,322, covers parking activity for the months of April, May and June 2023. The next remittance, covering parking activity for the months of July, August and September 2023, is due October 2023.

**NOTE (17) – Noise Mitigation Program**

FAA Grants are budgeted to partially fund the multi-year Part 150 Update project. A RFP for the Part 150 Update was issued in 3rd Quarter of FY 2023 and a contract is scheduled for award in third quarter of FY 2024.

**NOTE (18) – Other Facility Improvement Program Projects**

Other Facility Improvement Program Project costs on a cash basis exceed the budget FYTD September primarily due to payments of FY 2023 costs for the completion of the Airfield Lighting Vault replacement and the development of Parking Lot F. Other Facility Improvement Program Projects cash disbursements exceed budget FYTD September due to expenditures related to the Common Use Passenger Processing System ("CUPPS") upgrade, which is to be fully reimbursed by the airlines over a 12-month period.

**NOTE (19) – FAA Grants – Facility Improvement Program Projects**

FAA Grants are budgeted to partially fund a new ARFF vehicle.

**NOTE (20) – Passenger Facility Charge Receipts/Reserves**

A number of capital projects are budgeted to be funded or partially funded by Passenger Facility Charges, including the completion of the Runway 8 PAPI relocation, Runway and Taxiway Shoulder Rehabilitation, a new ARFF vehicle, and the Part 150 Update project.

(Continued)

**BURBANK-GLENDALE-PASADENA AIRPORT AUTHORITY**

**NOTES TO SCHEDULE OF CASH RECEIPTS AND DISBURSEMENTS  
MONTH AND THREE MONTHS ENDED SEPTEMBER 30, 2023 & 2022**

**NOTE (21) – Federal Relief Grant Funds**

All available non-concessionaire awarded federal relief funds were utilized towards FY 2023 bond debt service and personnel costs. The remaining concessionaire relief funds (\$2,560,425) apply only as direct payments to qualifying concessionaires and will be utilized once approved by the FAA.

**NOTE (22) – Replacement Passenger Terminal Project**

The Authority programmed appropriations in the amount of \$158,579,049 for development of the multi-year RPT program. RPT costs on a cash basis exceeds the budget FYTD September by \$5,503,619 primarily due to the timing of payments. The majority of cash expenditures for FYTD September are related to Jacobs Project Management services (\$1,162,436) and Holder, Pankow, TEC JV (\$14,752,722).



**BURBANK-GLENDALE-PASADENA AIRPORT AUTHORITY**  
**SUPPLEMENTAL SCHEDULE OF CASH RECEIPTS AND DISBURSEMENTS**  
**REGIONAL INTERMODAL TRANSPORTATION CENTER / CONSOLIDATED RENTAL CAR FACILITY PAYMENTS AND COLLECTIONS**  
**MONTH AND THREE MONTHS ENDED SEPTEMBER 30, 2023 & 2022**

<b>September 2023</b>									
Monthly Performance					Fiscal YTD Performance (July 2023 - September 2023)				
A	B	C	D	E	F	G	H	I	J
Actual \$ Sep 2023	Budget Sep 2023	Actual \$ Prior Year Sep 2022	Note	Variance Actual Vs. Budget	Actual \$ Fiscal YTD	Fiscal YTD Budget	Actual \$ Prior Year Fiscal YTD	Note	Variance Actual Vs. Budget
35	\$427,391	\$383,333	\$433,799 (1)	\$44,058	Customer Facility Charge Receipts	\$1,248,255	\$1,149,999	\$1,308,313 (1)	\$98,256
36	0	0	1,426,999 (2)	0	Federal Relief Grant Funds - 2012 Bond Debt Service	859,449	0	1,426,999 (2)	859,449
37	123,484	102,703	84,948 (3)	20,781	Facility Rent	300,875	308,109	257,676 (3)	(7,234)
38	(486,036)	(486,036)	(486,325)	0	Payments to Bond Trustee for 2012 Bond Debt Service	(1,458,108)	(1,458,108)	(1,458,973)	0
39	<b>\$64,839</b>	<b>\$0</b>	<b>\$1,459,421</b> (4)	<b>\$64,839</b>		<b>\$950,471</b>	<b>\$0</b>	<b>\$1,534,015</b> (4)	<b>\$950,471</b>

**General Comments**

The debt service on the 2012 Revenue Bonds and the repayment to the Authority of the loans to the Rent-A-Car Companies ("RACs") is payable from Customer Facility Charges ("CFCs") and Facility Rents. Under the terms of the Bond Indenture, as amended, all CFCs collected subsequent to July 1, 2014 are remitted to the Bond Trustee for the 2012 Bond debt service.

On July 1, 2014, the terms and conditions of the Non-Exclusive Concession and Lease Agreement with the respective Rent-A-Car Companies became effective, including the collection of Facility Rent.

**Note (1) – Customer Facility Charge ("CFC") Receipts**

CFCs of \$6 per day per transaction, up to a maximum of five days, are collected and applied to the 2012 Bond debt service.

**Note (2) – Federal Relief Grant Funds**

All available awarded federal relief funds were utilized towards FY 2023 Bond debt service costs and no further drawdowns will be applied to FY 2024 debt service.

**Note (3) – Facility Rent**

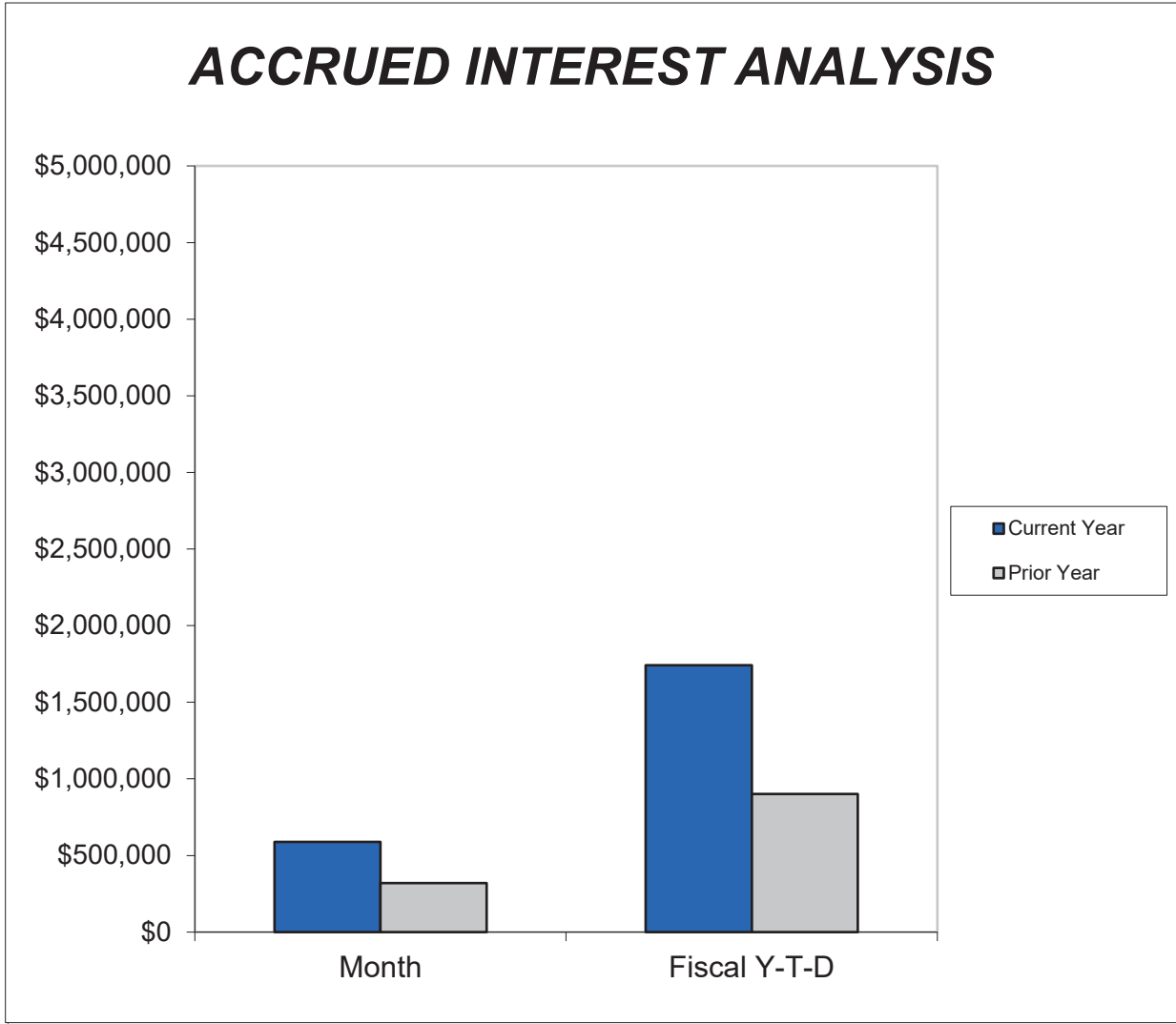
Facility Rent receipts may be applied to the 2012 Bond debt service or other allowable uses.

**Note (4) – Net RITC / ConRAC Facility Payments and Collections**

At fiscal year-end, upon conclusion of the required reconciliation, any excess surplus accumulated will be evaluated and applied toward the allowed uses under the terms and conditions of the Non-Exclusive Concession and Lease Agreement with the Rent-A-Car Companies.

In the event of a shortfall of receipts to meet the required payment obligations (i.e., CFC collections perform under budget projections), the Authority holds the right to adjust the Facility Rent paid by the rental car companies on a 30-day notice.

## ***Burbank-Glendale-Pasadena Airport Authority***



	September 2023	September 2022
<b>Accrued Interest Revenue - Month</b>	<b>\$588,454</b>	<b>\$319,453</b>
<b>Accrued Interest Revenue - FYTD</b>	<b>\$1,740,610</b>	<b>\$901,382</b>
<b>Month End Portfolio Balance</b>	<b>\$271,259,806</b>	<b>\$276,094,153</b>
<b>Yield to Maturity</b>	<b>4.99%</b>	<b>4.03%</b>

**Supplement to the September 2023 Treasurer's Report**

**FYTD September 2023 Cash Disbursements**

**Facility Improvement Transactions**

**BURBANK-GLENDALE-PASADENA AIRPORT AUTHORITY**  
**FY 2024 Cash Disbursements - Facility Improvement Transactions**

PROJECT DESCRIPTION	Annual Budgeted Cost	FYTD 2024 (July-September) Budgeted Cost	FYTD 2024 (July-September) Cash Basis Cost	FYTD 2024 (July-September) Budget Variance Fav. / (Unfav.)	Project Status FYTD 2024 (July - September 2023)
<b>BUILDING IMPROVEMENTS</b>					
1) Minor Building Improvements	250,000	62,500	-	62,500	Ongoing
2) RITC Art in Public Places	400,000	250,000	51,000	199,000	Ongoing
3) Bldg 36 Security/Ram Access Doors Replacement	135,000	-	-	-	Project to commence 2nd half of FY 2024
<b>TOTAL BUILDING IMPROVEMENTS</b>	<b>\$ 785,000</b>	<b>\$ 312,500</b>	<b>\$ 51,000</b>	<b>\$ 261,500</b>	
<b>IT/COMMUNICATIONS/SECURITY</b>					
4) Communications Center Equipment (carryover)	725,000	-	-	-	Approved for purchase in FY 2024 - ongoing
5) Mobile Police Firearms Training Range	425,000	-	-	-	Approved for purchase in FY 2024 - ongoing
6) DVSS Hardware Replacement/Upgrades	200,000	50,000	-	50,000	Ongoing
7) IT Infrastructure Equipment	-	-	108,108	(108,108)	FY 2023 accrued costs - project completed
<b>TOTAL IT/COMMUNICATIONS/SECURITY</b>	<b>\$ 1,350,000</b>	<b>\$ 50,000</b>	<b>\$ 108,108</b>	<b>\$ (58,108)</b>	
<b>EQUIPMENT</b>					
8) ARFF Rescue Vehicle Replacement (Rescue # 17)	1,132,000	-	-	-	Approved for purchase in FY 2024 - ongoing
9) Airfield Maintenance Equipment (Tractor, Mower)	200,000	-	-	-	Project to commence 2nd half of FY 2024
10) Parking Revenue Control Equipment	135,000	-	-	-	Project to commence 2nd half of FY 2024
11) CUPPS Upgrade	-	-	1,224,904	(1,224,904)	Project completed and to be fully reimbursed by the Airlines over a 12-month period
<b>TOTAL EQUIPMENT</b>	<b>\$ 1,467,000</b>	<b>\$ -</b>	<b>\$ 1,224,904</b>	<b>\$ (1,224,904)</b>	
<b>RUNWAY / TAXIWAY / ROADWAY PROJECTS</b>					
12) Runway 8 PAPI Relocation (completion)	275,000	-	-	-	Project completion estimated in FY 2024
13) Runway/Taxiway Shoulder Rehabilitation	4,510,000	-	11,038	(11,038)	Ongoing
14) Landside Roadway Pavement Construction	400,000	300,000	1,560	298,440	Ongoing
15) Parking Lot F Development (carryover)	175,000	52,500	337,815	(285,315)	Includes FY 2023 accrued costs
16) Preliminary Study - Parking Lot D Improvements	300,000	-	-	-	Project to commence 2nd half of FY 2024
17) Taxiway C Pavement Rehabilitation - Construction	-	-	35,418	(35,418)	FY 2023 accrued costs - project completed
18) Airfield Lighting Vault Replacement - Construction	-	-	532,303	(532,303)	FY 2023 accrued costs - project completed
<b>TOTAL RUNWAY/TAXIWAY/ROADWAY</b>	<b>\$ 5,660,000</b>	<b>\$ 352,500</b>	<b>\$ 918,134</b>	<b>\$ (565,634)</b>	
<b>NOISE MITIGATION</b>					
19) Part 150 Update	\$ 1,000,000	\$ -	\$ -	\$ -	Contract scheduled to be awarded Q3 FY 2024
<b>TOTAL NOISE MITIGATION</b>	<b>\$ 1,000,000</b>	<b>\$ -</b>	<b>\$ -</b>	<b>\$ -</b>	
<b>O &amp; M CAPITAL</b>	<b>\$ 1,217,000</b>	<b>\$ 247,649</b>	<b>\$ 180,412</b>	<b>\$ 67,237</b>	Ongoing
<b>SUB TOTAL</b>	<b>\$ 11,479,000</b>	<b>\$ 962,649</b>	<b>\$ 2,482,558</b>	<b>\$ (1,519,909)</b>	
<b>REPLACEMENT PASSENGER TERMINAL PROJECT</b>					
20) Replacement Passenger Terminal Project	158,579,049	12,730,047	18,233,666	(5,503,619)	Ongoing
<b>TOTAL REPLACEMENT PASSENGER TERMINAL PROJECT</b>	<b>\$ 158,579,049</b>	<b>\$ 12,730,047</b>	<b>\$ 18,233,666</b>	<b>\$ (5,503,619)</b>	
<b>TOTAL</b>	<b>\$ 170,058,049</b>	<b>\$ 13,692,696</b>	<b>\$ 20,716,224</b>	<b>\$ (7,023,528)</b>	

**Supplement to the September 2023 Treasurer's Report**

**FYTD September 2023 Cash Expenditures**

**Replacement Passenger Terminal Project (RPT)**

**BURBANK-GLENDALE-PASADENA AIRPORT AUTHORITY**  
**Replacement Passenger Terminal Project (RPT)**  
**FY 2024 Cash Expenditures: Authorized Contracts**

Consultant/Vendor	Scope of Work	Prior Fiscal Years' Cash Expenditures	Current Authorized Amounts (1)	September 2023 Cash Expenditures	FYTD 2024 (July - September) Cash Expenditures	Remaining Contract Amount	Project-to-date Total Cash Expenditures
AECOM (1a)	Program Management Services	\$ 4,172,454	N/A	-	-	N/A	\$ 4,172,454
Jacobs Project Management Company (1a)	Program Management Services	4,154,588	13,321,911	378,109	1,162,436	8,004,887	5,317,024
Airport & Aviation Professionals Inc. (AvAirPros) (1b)	Airline Technical & Financial Coordination Services	216,599	350,000	48,579	67,078	282,922	283,677
Conway Consulting (1b)	Technical Support	211,327	150,000	-	56,162	93,838	267,489
Georgino Development (1b)	Strategic Planning Services	85,500	57,600	9,600	14,100	43,500	99,600
Public Resources Advisory Group (PRAG) (1b)	Financial Advisory Services	245,608	275,000	18,485	65,855	209,145	311,463
Ricondo & Associates (1b)	Financial Feasibility Services	351,440	356,000	62,400	125,981	230,019	477,421
Geosyntec Consultants (1c)	Soil Management Services	8,586	N/A	-	-	N/A	8,586
Holder, Pankow, TEC JV (1d)	Design Builder	14,288,816	55,000,000	4,937,727	14,752,722	25,958,462	29,041,538
Fitch Ratings (2)	Rating Agency	-	N/A	-	35,000	N/A	35,000
Orlick, Herrington & Sutcliffe (2)	Bond Counsel	467,197	N/A	42,062	155,094	N/A	622,291
Chapman (2)	Legal Services	70,000	N/A	-	-	N/A	70,000
McDermott (2)	Legal Services	-	N/A	-	5,000	N/A	5,000
Moody's (2)	Rating Agency	-	N/A	-	28,900	N/A	28,900
Richards, Watson & Gershon (2)	Legal Services	237,956	N/A	14,119	33,907	N/A	271,863
Ring Bender (2)	Legal Services	4,793	N/A	-	-	N/A	4,793
S & P Global Rating (2)	Rating Agency	-	N/A	-	21,000	N/A	21,000
THU Legal Consulting (2)	Consulting Services	37,440	150,000	12,400	42,760	107,240	80,200
Thriving Restaurants (2)	Consulting Services	5,000	N/A	-	-	N/A	5,000
RS&H (3)	Environmental Impact Study (EIS) Services	339,782	AIP / PFC Funded	-	18,234	N/A	358,016
XI-3 Corporation (4)	Consulting Services	91,770	96,000	-	-	4,230	91,770
City of Burbank (5)	Burbank Water & Power Aid-in-Construction Deposit	569,000	N/A	1,411,000	1,411,000	N/A	1,980,000
Barclays Bank (6)	CP Program / LOC Bank	-	N/A	120,445	120,445	N/A	120,445
Sumitomo Mitsui (6)	CP Program / LOC Bank	-	N/A	116,206	117,773	N/A	117,773
Meetings	Various Expenses	30,026	N/A	-	-	N/A	30,026
Licenses & Fees	Various Expenses	4,276	N/A	219	219	N/A	4,495
<b>TOTALS</b>		\$ 25,592,158	\$ 69,756,511	\$ 7,169,351	\$ 18,233,666	\$ 34,934,243	\$ 43,825,824

**BURBANK-GLENDALE-PASADENA AIRPORT AUTHORITY**  
**Notes to Replacement Passenger Terminal Project schedule**  
**Project Costs as of September 2023**

- (1) Current authorized NTE Contract amounts represent Commission approved appropriations. The FY 2024 adopted budget includes appropriations of \$158,579,049 for the RPT project.
- (1a) The Jacobs' authorized amount represents the following  
Commission approved Task Orders against the Professional Services agreement to date:  
Task Order 1 (Development of the Program Operations Manual) - \$1,419,896  
Task Order 2 (Procurement of Progressive Design Builder) - \$1,463,250  
Task Order 3 (Phase 2 Design and Pre-Construction Support Services) - \$10,438,765
- (1b) These Professional Services contracts for technical, financial, and strategic airport services were presented and approved on August 28, 2023 to be effective July 1, 2023. These are multi-year support services contracts.
- (1c) This Professional Services contract for geotechnical support was approved on September 1, 2022 to be effective August 1, 2022 through June 30, 2023.
- (1d) In December 2022, the Commission approved \$55,000,000 for Phase 1 design services of the RPT project to develop the 60% design level and Guaranteed Maximum Price. Phase 1 services are anticipated to be completed by April 2024. Appropriations are included in the FY 2024 budget to support this item.
- (2) Legal services and professional services to be utilized on an as needed basis.
- (3) RS&H expenditures are for the FAA's Written Re-evaluation of the construction noise section in the Environmental Impact Study as directed by the Ninth Circuit.
- (4) XI-3 Corporation: RFP coordination and technical support services for the selection of the progressive design-builder. Commission approved professional services agreement in July 2022 (NTE \$50,000) which was increased by an amendment in October 2022 to NTE \$96,000.
- (5) BWP study for power requirements for RPT and ancillary facilities.
- (6) LOC banks for the CP program.

**BURBANK-GLENDALE-PASADENA AIRPORT AUTHORITY**  
**Replacement Passenger Terminal Project (RPT)**  
**FY 2024 Wire Transfers**

<b>Consultant/Vendor</b>	<b>Scope of Work</b>	<b>September 2023 Wire Transfers</b>	<b>FYTD 2024 (July - September) Wire Transfers</b>	<b>Project-to-date Total Wire Transfers</b>
Barclays Bank (1)	CP Program / LOC Bank	120,445	120,445	120,445
Sumitomo Mitsui (2)	CP Program / LOC Bank	116,206	116,206	116,206
<b>TOTALS</b>		<b>\$ 236,651</b>	<b>\$ 236,651</b>	<b>\$ 236,651</b>

**Notes**

(1) Quarterly payment of \$120,445 was made on September 26, 2023, to Barclays Bank PLC for the letter of credit maintenance fees.

(2) Quarterly payment of \$116,206 was made on September 26, 2023, to Sumitomo Mitsui Banking Corporation for the letter of credit maintenance fees.



**BURBANK-GLENDALE-PASADENA AIRPORT AUTHORITY  
FINANCE AND ADMINISTRATION COMMITTEE  
DECEMBER 18, 2023**

**COMMITTEE PENDING ITEMS**

	<b><u>Tentative Presentation</u></b>
1. Annual Investment Policy	January 2024
2. Audited Financial Statement Report	February 2024
3. Replacement Master Indenture of Trust	February 2024