

# Hollywood Burbank Airport

## REVENUE PASSENGERS

	February			January - February		
	2024	2023	% Change	2024	2023	% Change
<b>Signatory Airlines</b>						
Alaska Airlines	52,615	39,094	34.59%	105,569	76,270	38.41%
American Airlines	28,446	33,241	-14.42%	59,234	66,193	-10.51%
Avelo Airlines	19,261	19,219	0.22%	40,090	40,798	-1.74%
Delta Airlines	11,408	11,125	2.54%	23,874	24,391	-2.12%
JetBlue Airways	6,362	5,304	19.95%	13,050	11,650	12.02%
Southwest Airlines	253,330	258,639	-2.05%	516,691	514,313	0.46%
Spirit Airlines	19,242	13,984	37.60%	40,018	28,926	38.35%
United Airlines	26,550	17,298	53.49%	55,809	36,909	51.21%
<b>Non-Signatory Airlines</b>						
Frontier Airlines	0	1,285	-100.00%	0	5,482	-100.00%
<b>Total Revenue Passengers</b>	<b>417,214</b>	<b>399,189</b>	<b>4.52%</b>	<b>854,335</b>	<b>804,932</b>	<b>6.14%</b>
Inbound (deplaned)	208,729	199,312	4.72%	426,572	402,176	6.07%
Outbound (enplaned)	208,485	199,877	4.31%	427,763	402,756	6.21%

## AIRCRAFT OPERATIONS

	February			January - February		
	2024	2023	% Change	2024	2023	% Change
<b>Landings &amp; Takeoffs</b>						
Air Carrier	4,463	4,572	-2.38%	9,370	9,537	-1.75%
Air Taxi	2,046	1,972	3.75%	4,169	4,198	-0.69%
General Aviation	1,694	1,709	-0.88%	3,804	3,519	8.10%
Military Itinerant	57	29	96.55%	86	43	100.00%
<b>Subtotal</b>	<b>8,260</b>	<b>8,282</b>	<b>-0.27%</b>	<b>17,429</b>	<b>17,297</b>	<b>0.76%</b>
<b>Pass Through BUR Airspace</b>						
Civil Local	1,240	1,876	-33.90%	2,778	3,315	-16.20%
Military Local	0	0	N/A	0	0	N/A
<b>Subtotal</b>	<b>1,240</b>	<b>1,876</b>	<b>-33.90%</b>	<b>2,778</b>	<b>3,315</b>	<b>-16.20%</b>
<b>Total Aircraft Operations</b>	<b>9,500</b>	<b>10,158</b>	<b>-6.48%</b>	<b>20,207</b>	<b>20,612</b>	<b>-1.96%</b>

**Air Carrier:** Scheduled commercial air carrier operations; including cargo operators

**Air Taxi:** Smaller aviation operators such as charters, commuter carriers or on-demand operators

**General Aviation:** Civil aviation operations for personal use

**Military Itinerant:** Military aviation activities

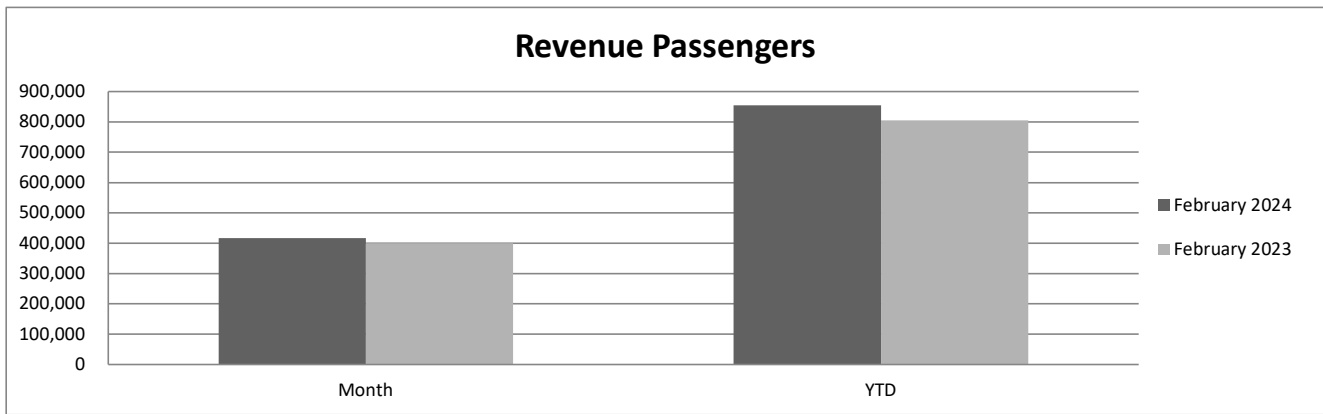
**Civil Local:** Civil aviation operations that pass through BUR airspace monitored by FAA ATCT at BUR

**Military Local:** Military aviation operations that pass through BUR airspace monitored by FAA ATCT at BUR

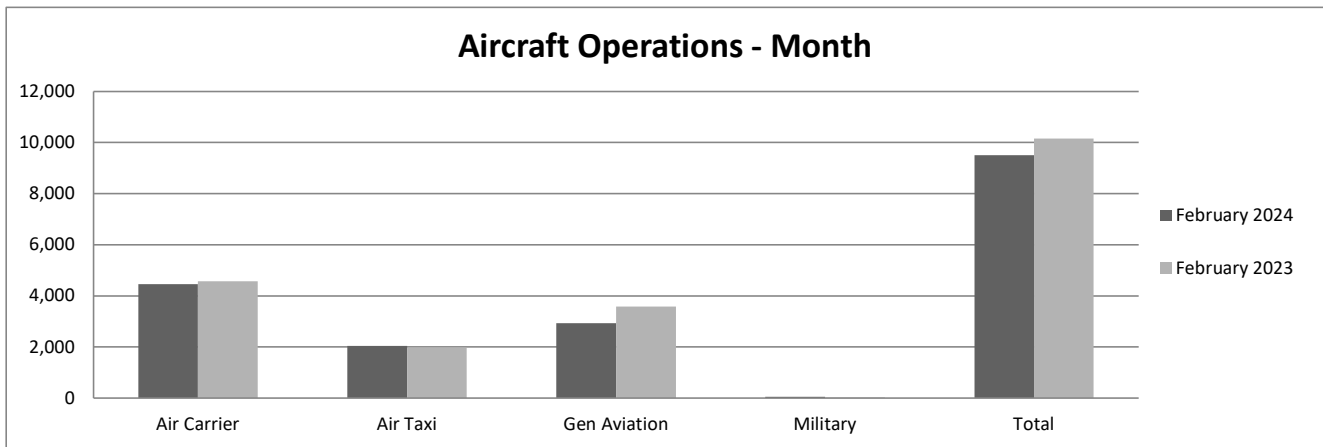
# Hollywood Burbank Airport

AIR CARGO (lbs.)	February			January - February		
	2024	2023	% Change	2024	2023	% Change
<b>Signatory Airlines</b>						
Alaska Airlines	1,567	1,795	-12.70%	13,094	4,243	208.60%
American Airlines						
Avelo Airlines						
Delta Airlines						
Flair Airlines						
JetBlue Airways						
Southwest Airlines	58,784	78,257	-24.88%	136,999	144,894	-5.45%
Spirit Airlines						
United Airlines	0	14	-100.00%	4	65	-93.85%
<b>Non-Signatory Airlines</b>						
Frontier Airlines						
<b>Other Scheduled Carriers</b>						
Federal Express	2,384,373	2,504,115	-4.78%	4,201,099	4,836,652	-13.14%
United Parcel Service	3,302,956	3,121,765	5.80%	6,522,878	6,469,851	0.82%
<b>Charter/Contract Carriers</b>						
Ameriflight	143,110	139,679	2.46%	293,487	281,080	4.41%
<b>Total Air Cargo</b>	<b>5,890,790</b>	<b>5,845,625</b>	<b>0.77%</b>	<b>11,167,561</b>	<b>11,736,785</b>	<b>-4.85%</b>
Inbound (deplaned)	2,880,222	2,911,136	-1.06%	5,578,062	6,020,395	-7.35%
Outbound (enplaned)	3,010,568	2,934,489	2.59%	5,589,499	5,716,390	-2.22%

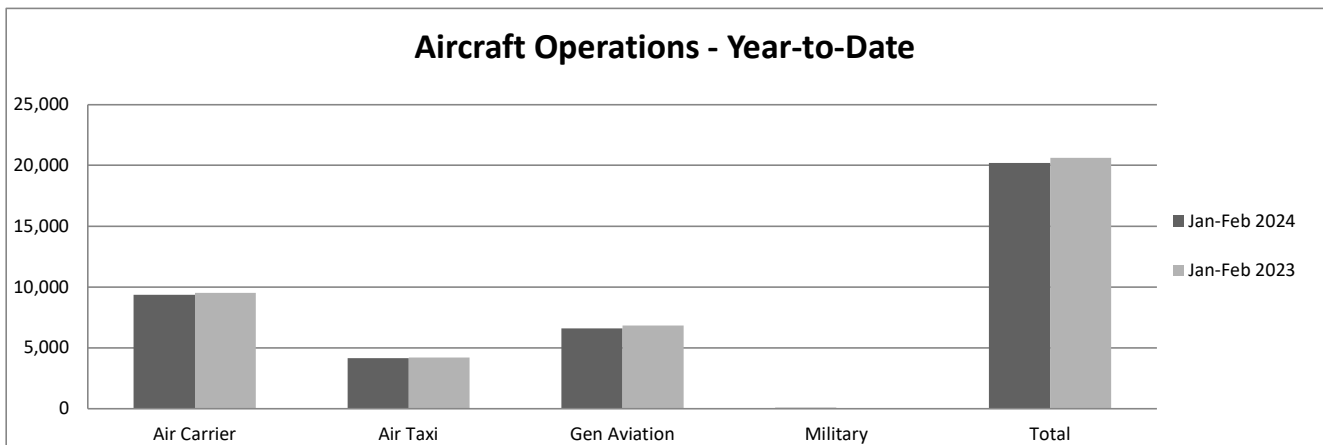
MAIL (lbs.)	January			January - February		
	2024	2023	% Change	2024	2023	% Change
<b>Total Mail</b>	<b>0</b>	<b>0</b>	<b>N/A</b>	<b>0</b>	<b>0</b>	<b>N/A</b>
Inbound (deplaned)	0	0	N/A	0	0	N/A
Outbound (enplaned)	0	0	N/A	0	0	N/A



Revenue Passengers	Month	YTD
February 2024	417,214	854,335
February 2023	399,189	804,932
% Change	4.52%	6.14%



Aircraft Operations - MO	Air Carrier	Air Taxi	Gen Aviation	Military	Total
February 2024	4,463	2,046	2,934	57	9,500
February 2023	4,572	1,972	3,585	29	10,158
% Change	-2.38%	3.75%	-18.16%	96.55%	-6.48%



Aircraft Operations - YTD	Air Carrier	Air Taxi	Gen Aviation	Military	Total
Jan-Feb 2024	9,370	4,169	6,582	86	20,207
Jan-Feb 2023	9,537	4,198	6,834	43	20,612
% Change	-1.75%	-0.69%	-3.69%	100.00%	-1.96%