

Hollywood Burbank Airport

REVENUE PASSENGERS						
	March			January - March		
	2026	2025	% Change	2026	2025	% Change
Signatory Airlines						
Alaska Airlines	79,234	74,079	6.96%	225,759	191,269	18.03%
American Airlines	30,150	27,247	10.65%	80,733	74,058	9.01%
Delta Airlines	24,366	21,151	15.20%	60,004	53,274	12.63%
Southwest Airlines	273,766	306,503	-10.68%	705,946	751,189	-6.02%
United Airlines	52,545	51,329	2.37%	143,310	137,695	4.08%
Subtotal	460,061	480,309	-4.22%	1,215,752	1,207,485	0.68%
Non-Signatory Airlines						
Allegiant Air	4,844	-	-	6,999	-	-
Avelo Airlines	-	18,266	-100.00%	-	49,637	-100.00%
Breeze Airways	7,028	-	-	9,815	-	-
Frontier Airlines	4,592	10,639	-56.84%	12,309	28,052	-56.12%
JetBlue Airways	-	-	-	-	-	-
Spirit Airlines	17,795	21,864	-18.61%	50,387	80,427	-37.35%
Subtotal	34,259	50,769	-32.52%	79,510	158,116	-49.71%
Total Revenue Passengers	494,320	531,078	-6.92%	1,295,262	1,365,601	-5.15%
Inbound (Deplaned)	245,699	266,153	-7.69%	647,590	682,198	-5.07%
Outbound (Enplaned)	248,621	264,925	-6.15%	647,672	683,403	-5.23%

AIRCRAFT OPERATIONS						
	March			January - March		
	2026	2025	% Change	2026	2025	% Change
Landings & Takeoffs						
Air Carrier	5,258	5,532	-4.95%	14,256	15,316	-6.92%
Air Taxi	2,294	2,230	2.87%	7,276	6,315	15.22%
General Aviation	2,194	5,939	-63.06%	6,862	13,394	-48.77%
Military Itinerant	20	20	0.00%	56	94	-40.43%
Subtotal	9,766	13,721	-28.82%	28,450	35,119	-18.99%
Pass Through BUR Airspace						
Civil Local	1,553	3,556	-56.33%	4,184	7,376	-43.28%
Military Local	0	0	-	2	12	-83.33%
Subtotal	1,553	3,556	-56.33%	4,186	7,388	-43.34%
Total Aircraft Operations	11,319	17,277	-34.49%	32,636	42,507	-23.22%

Air Carrier: Scheduled commercial air carrier operations; including cargo operators

Air Taxi: Smaller aviation operators such as charters, commuter carriers or on-demand operators

General Aviation: Civil aviation operations for personal use

Military Itinerant: Military aviation activities

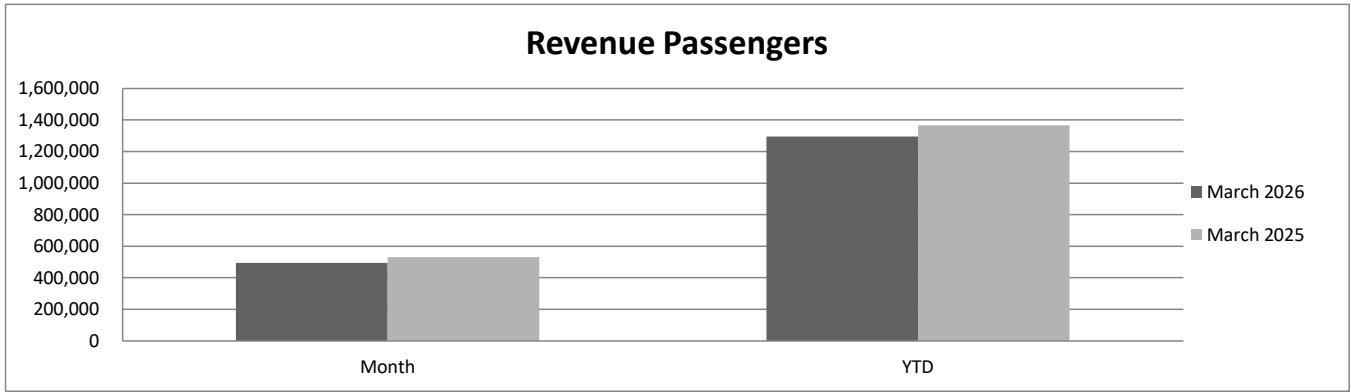
Civil Local: Civil aviation operations that pass through BUR airspace monitored by FAA ATCT at BUR

Military Local: Military aviation operations that pass through BUR airspace monitored by FAA ATCT at BUR

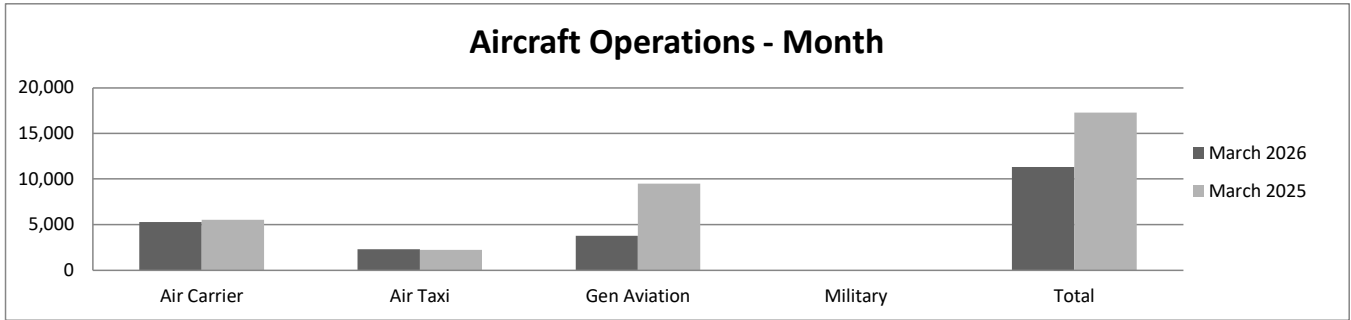
Hollywood Burbank Airport

AIR CARGO (lbs.)	March			January - March		
	2026	2025	% Change	2026	2025	% Change
Signatory Airlines						
Alaska Airlines	1,358	2,027	-33.00%	7,075	6,395	10.63%
American Airlines	725	-	-	725	-	-
Delta Airlines	23,811	500	4662.20%	23,811	960	2380.31%
Southwest Airlines	98,420	103,961	-5.33%	255,826	288,747	-11.40%
United Airlines	118	34	247.06%	262	68	285.29%
Non-Signatory Airlines						
Allegiant Air	-	-	-	-	-	-
Avelo Airlines	-	-	-	-	-	-
Breeze Airways	-	-	-	-	-	-
Frontier Airlines	-	-	-	-	-	-
JetBlue Airways	-	-	-	-	-	-
Spirit Airlines	-	-	-	-	-	-
Other Scheduled Carriers						
Federal Express	2,392,953	2,476,636	-3.38%	6,904,869	6,981,814	-1.10%
United Parcel Service	3,368,387	3,194,785	5.43%	9,360,176	9,098,524	2.88%
Charter/Contract Carriers						
Ameriflight	131,084	137,108	-4.39%	356,707	415,507	-14.15%
Total Air Cargo	6,016,856	5,915,051	1.72%	16,909,451	16,792,015	0.70%
Inbound (deplaned)	2,834,502	3,023,155	-6.24%	8,358,260	8,663,427	-3.52%
Outbound (enplaned)	3,182,354	2,891,896	10.04%	8,551,191	8,128,588	5.20%

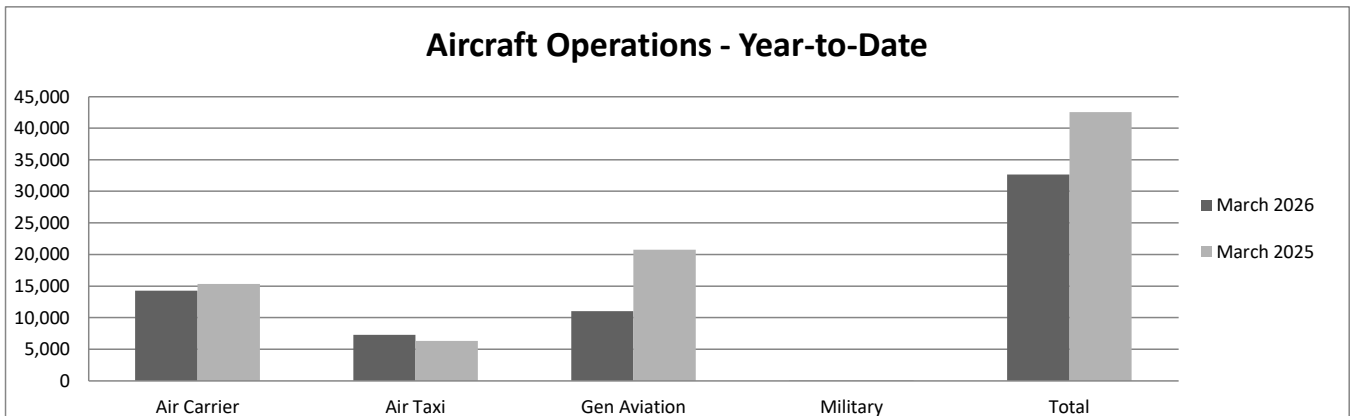
MAIL (lbs.)	March			January - March		
	2026	2025	% Change	2026	2025	% Change
UPS	174,125	124,845	39.47%	512,230	328,840	55.77%
Total Mail	174,125	124,845	39.47%	512,230	328,840	55.77%
Inbound (deplaned)	-	-	-	-	-	-
Outbound (enplaned)	174,125	124,845	39.47%	512,230	328,840	55.77%



Revenue Passengers	Month	YTD
March 2026	494,320	1,295,262
March 2025	531,078	1,365,601
% Change	-6.92%	-5.15%



Aircraft Operations - MO	Air Carrier	Air Taxi	Gen Aviation	Military	Total
March 2026	5,258	2,294	3,747	20	11,319
March 2025	5,532	2,230	9,495	20	17,277
% Change	-4.95%	2.87%	-60.54%	0.00%	-34.49%



Aircraft Operations - YTD	Air Carrier	Air Taxi	Gen Aviation	Military	Total
March 2026	14,256	7,276	11,046	58	32,636
March 2025	15,316	6,315	20,770	106	42,507
% Change	-6.92%	15.22%	-46.82%	-45.28%	-23.22%