

Hollywood Burbank Airport

REVENUE PASSENGERS						
	April			January - April		
	2026	2025	% Change	2026	2025	% Change
Signatory Airlines						
Alaska Airlines	73,363	80,170	-8.49%	299,122	271,439	10.20%
American Airlines	28,224	25,862	9.13%	108,957	99,920	9.04%
Delta Airlines	23,967	21,641	10.75%	83,971	74,915	12.09%
Southwest Airlines	272,108	309,165	-11.99%	978,054	1,060,354	-7.76%
United Airlines	54,271	57,774	-6.06%	197,581	195,469	1.08%
Subtotal	451,933	494,612	-8.63%	1,667,685	1,702,097	-2.02%
Non-Signatory Airlines						
Allegiant Air	5,522	-	-	12,521	-	-
Avelo Airlines	-	18,519	-100.00%	-	68,156	-100.00%
Breeze Airways	8,346	-	-	18,161	-	-
Frontier Airlines	4,529	6,447	-29.75%	16,838	34,499	-51.19%
JetBlue Airways	458	235	94.89%	458.00	235.00	94.89%
Spirit Airlines*	17,221	19,731	-12.72%	67,608	100,158	-32.50%
Subtotal	36,076	44,932	-19.71%	115,586	203,048	-43.07%
Total Revenue Passengers	488,009	539,544	-9.55%	1,783,271	1,905,145	-6.40%
Inbound (Deplaned)	233,571	269,445	-13.31%	881,161	951,643	-7.41%
Outbound (Enplaned)	237,217	270,099	-12.17%	884,889	953,502	-7.20%

* Estimated for April based on actual March 2026 results.

AIRCRAFT OPERATIONS						
	April			January - April		
	2026	2025	% Change	2026	2025	% Change
Landings & Takeoffs						
Air Carrier	5,139	5,586	-8.00%	19,395	20,902	-7.21%
Air Taxi	2,183	2,118	3.07%	9,459	8,433	12.17%
General Aviation	2,375	7,536	-68.48%	9,237	20,930	-55.87%
Military Itinerant	28	19	47.37%	84	113	-25.66%
Subtotal	9,725	15,259	-36.27%	38,175	50,378	-24.22%
Pass Through BUR Airspace						
Civil Local	2,346	4,734	-50.44%	6,530	12,110	-46.08%
Military Local	0	0	-	2	12	-83.33%
Subtotal	2,346	4,734	-50.44%	6,532	12,122	-46.11%
Total Aircraft Operations	12,071	19,993	-39.62%	44,707	62,500	-28.47%

Air Carrier: Scheduled commercial air carrier operations; including cargo operators

Air Taxi: Smaller aviation operators such as charters, commuter carriers or on-demand operators

General Aviation: Civil aviation operations for personal use

Military Itinerant: Military aviation activities

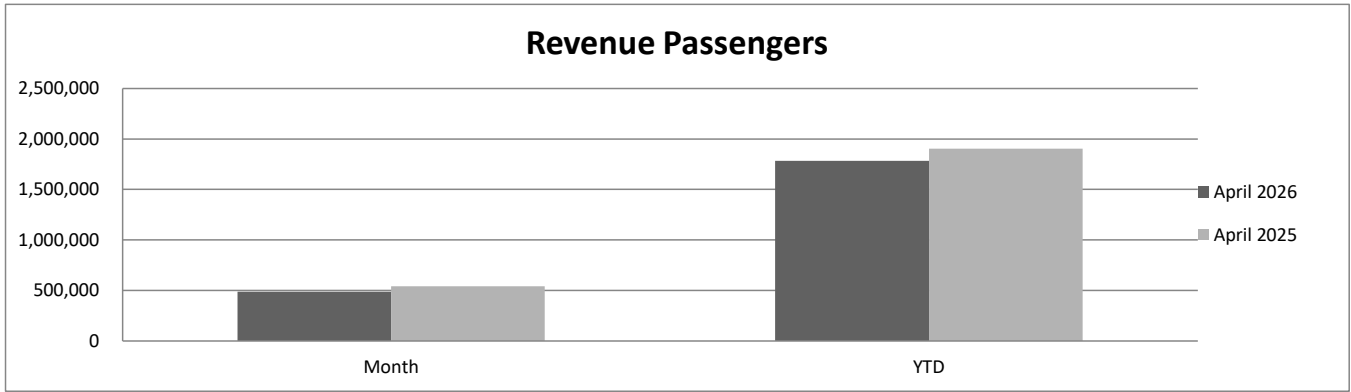
Civil Local: Civil aviation operations that pass through BUR airspace monitored by FAA ATCT at BUR

Military Local: Military aviation operations that pass through BUR airspace monitored by FAA ATCT at BUR

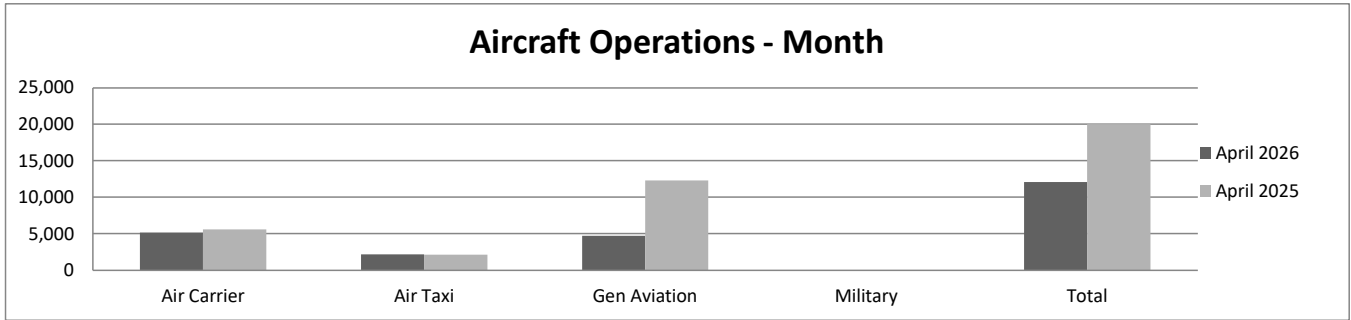
Hollywood Burbank Airport

AIR CARGO (lbs.)	April			January - April		
	2026	2025	% Change	2026	2025	% Change
Signatory Airlines						
Alaska Airlines	1,973	3,242	-39.14%	9,048	9,637	-6.11%
American Airlines	-	-	-	725	-	-
Delta Airlines	26,305	1,013	2496.74%	50,116	1,973	2440.09%
Southwest Airlines	111,295	148,791	-25.20%	367,121	437,538	-16.09%
United Airlines	-	-	-	262	68	285.29%
Non-Signatory Airlines						
Allegiant Air	-	-	-	-	-	-
Avelo Airlines	-	-	-	-	-	-
Breeze Airways	-	-	-	-	-	-
Frontier Airlines	-	-	-	-	-	-
JetBlue Airways	-	-	-	-	-	-
Spirit Airlines	-	-	-	-	-	-
Other Scheduled Carriers						
Federal Express	2,667,397	2,672,933	-0.21%	9,572,266	9,654,747	-0.85%
United Parcel Service	3,392,399	3,139,520	8.05%	12,752,575	12,238,044	4.20%
Charter/Contract Carriers						
Ameriflight	135,475	143,118	-5.34%	492,182	558,625	-11.89%
Total Air Cargo	6,334,844	6,108,617	3.70%	23,244,295	22,900,632	1.50%
Inbound (deplaned)	3,052,630	3,043,261	0.31%	11,410,890	11,706,688	-2.53%
Outbound (enplaned)	3,282,214	3,065,356	7.07%	11,833,405	11,193,944	5.71%

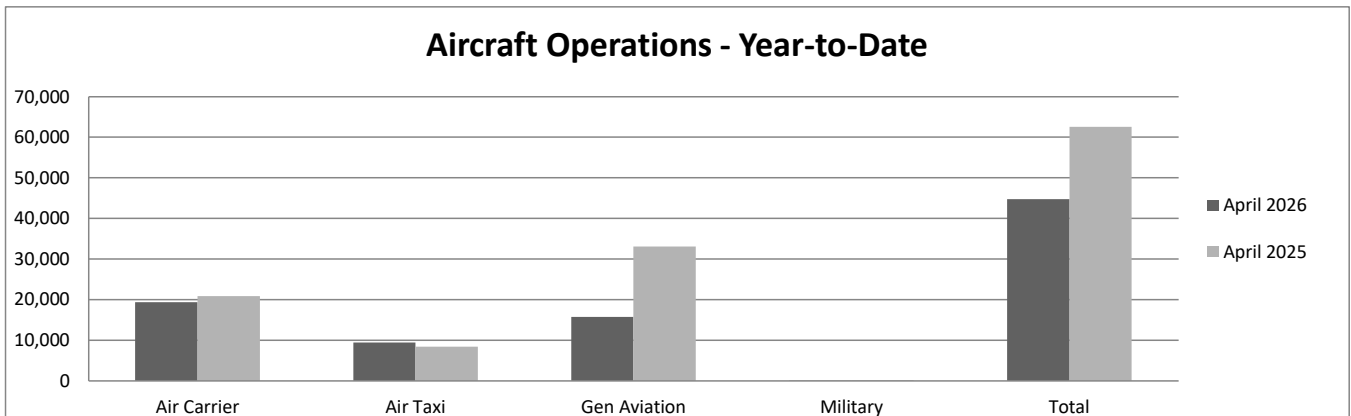
MAIL (lbs.)	April			January - April		
	2026	2025	% Change	2026	2025	% Change
UPS	192,125	157,980	21.61%	704,355	486,820	44.68%
Total Mail	192,125	157,980	21.61%	704,355	486,820	44.68%
Inbound (deplaned)	-	-	-	-	-	-
Outbound (enplaned)	192,125	157,980	21.61%	704,355	486,820	44.68%



Revenue Passengers	Month	YTD
April 2026	488,009	1,783,271
April 2025	539,544	1,905,145
% Change	-9.55%	-6.40%



Aircraft Operations - MO	Air Carrier	Air Taxi	Gen Aviation	Military	Total
April 2026	5,139	2,183	4,721	28	12,071
April 2025	5,586	2,118	12,270	19	19,993
% Change	-8.00%	3.07%	-61.52%	47.37%	-39.62%



Aircraft Operations - YTD	Air Carrier	Air Taxi	Gen Aviation	Military	Total
April 2026	19,395	9,459	15,767	86	44,707
April 2025	20,902	8,433	33,040	125	62,500
% Change	-7.21%	12.17%	-52.28%	-31.20%	-28.47%